

BCPS SCHOOL STAFF CUSTOMER SURVEY 2026

run on 05/26/2026



surveys

Custom Survey

1 survey(s) 41 response(s)

Report Filters**School:**
N/A**Ethnicity:**
N/A**Experience:**
N/A**Gender:**
N/A**Role:**
N/A**Tag:**
N/A

BCPS SCHOOL STAFF CUSTOMER SURVEY 2026

Demographics

Number of Responses | Percentages of Total Responses

1. Gender

| | | |
|----------------------|----|-----|
| Male | 3 | 7% |
| Female | 32 | 78% |
| Prefer not to answer | 6 | 15% |

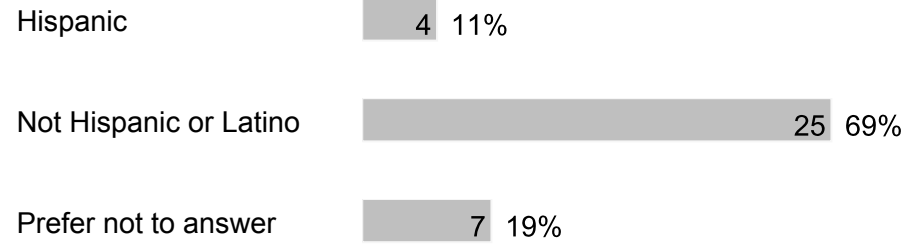
41 respondents

2. Ethnicity

| | | |
|---------------------------|----|-----|
| Asian | 1 | 3% |
| Black or African American | 18 | 47% |
| White | 10 | 26% |
| Multiracial | 4 | 11% |
| Other | 5 | 13% |

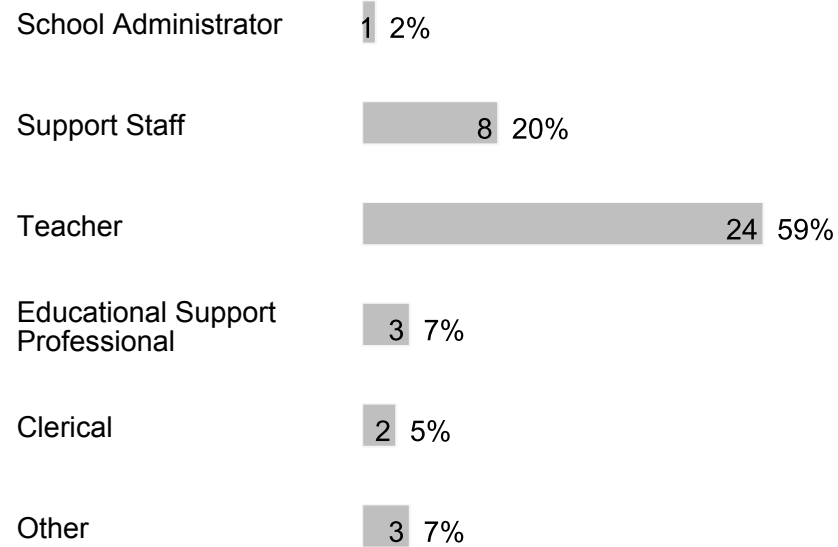
38 respondents

3. Ethnicity



36 respondents

4. Role



41 respondents


5. Experience



11 - 20 years



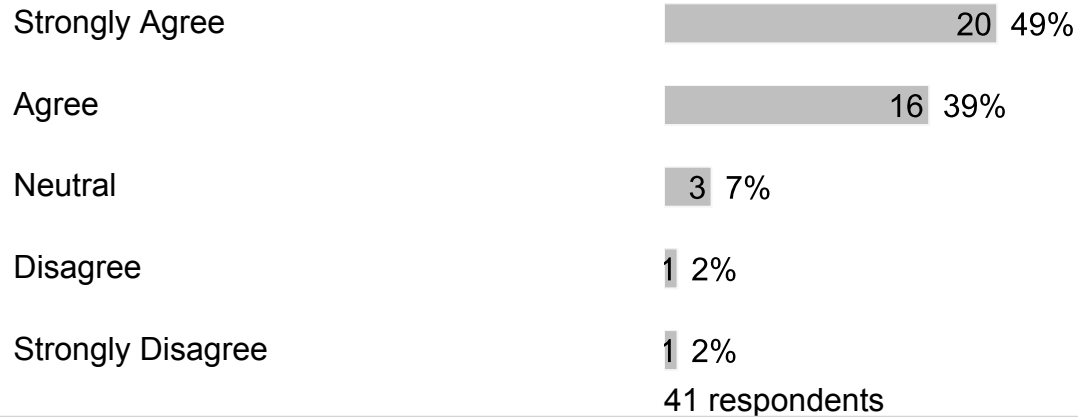
More than 20 years



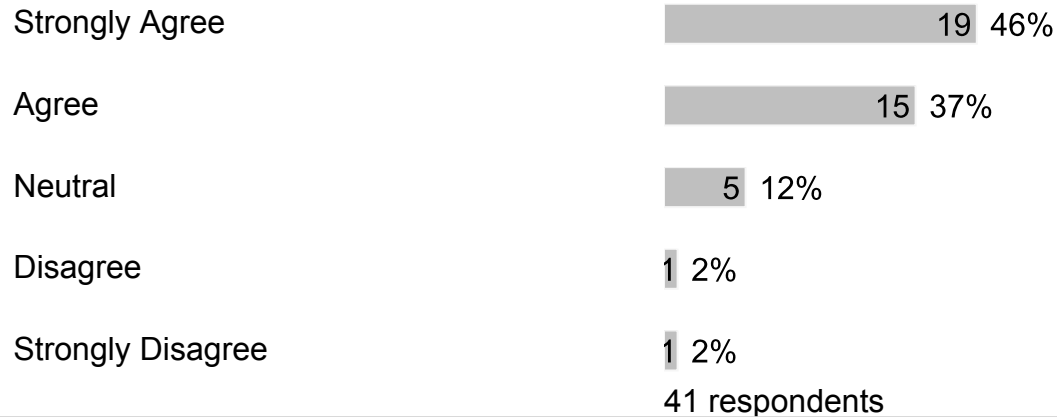
41 respondents

C. Section 2

1. I feel safe at my school.



2. I would recommend my school to my friends and/or family.



3. The next 4 questions ask about bullying. Bullying is when 1 or more students tease, threaten, spread rumors about, hit, shove, or hurt another student over and over again. It is not bullying when 2 students of about the same strength or power argue, fight or tease each other in a friendly way. Have students bullied or cyberbullied one another at school this year?

| | | |
|----------------|---|----|
| Strongly Agree | 2 | 5% |
|----------------|---|----|



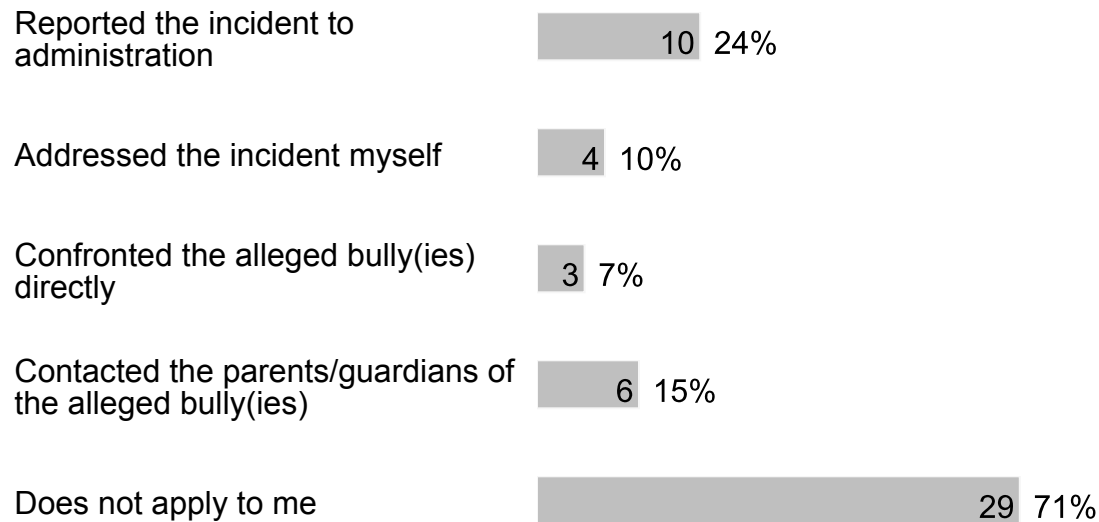
41 respondents

4. Has a student reported an incident of bullying or cyberbullying to you this year?



41 respondents

5. After an incident of bullying or cyberbullying was reported to me, I did the following (check all that apply):



41 respondents

6. After addressing the bullying or cyberbullying reported to me, the bullying:

Stopped 7 17%

Don't know 5 12%

Does not apply to me 29 71%

41 respondents

7. In my school, rules are applied equally to students.

Strongly Agree 16 39%

Agree 12 29%

Neutral 7 17%

Disagree 3 7%

Strongly Disagree 3 7%

41 respondents

D. Section 3

1. My school provides technology and internet access to help me do my job efficiently and effectively.

Strongly Agree  28 68%


Agree  12 29%

Neutral  1 2%

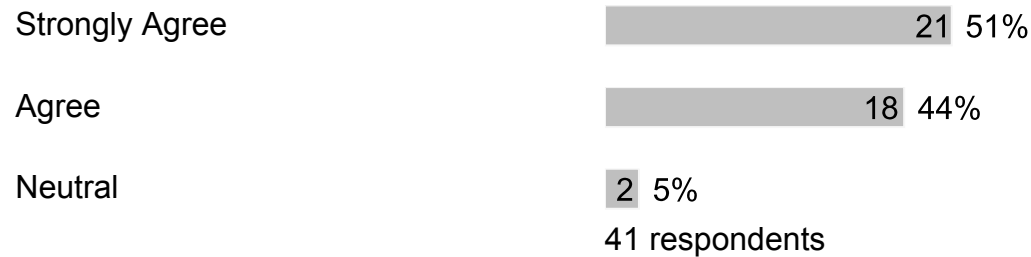
41 respondents

E. Section 4

1. Our school provides teachers with sufficient instructional material and informational resources to meet students' needs.



2. Teachers in our school use a variety of technology as instructional resources.



F. Section 5

1. If students have a problem, they know a trusted adult at school they can talk to that makes them feel emotionally safe and supported.

Strongly Agree 26 63%

Agree 13 32%

Neutral 2 5%

41 respondents

2. If students have a problem, they can come to me for help.

Strongly Agree 30 73%

Agree 8 20%

Neutral 3 7%

41 respondents

3. If I have a professional or personal problem, I know someone at work who I can talk to for help.

Strongly Agree 21 51%

Agree 12 29%

Neutral 6 15%

Disagree 2 5%

41 respondents

4. In my school, adults treat students with respect.

Strongly Agree 21 51%

Agree 18 44%

Neutral 2 5%

41 respondents

5. In my school, students treat adults with respect.

Strongly Agree 11 27%

Agree 12 29%

Neutral 12 29%

Disagree 5 12%

Strongly Disagree 1 2%

41 respondents

6. In my school, colleagues/adults treat each other with respect.

Strongly Agree 17 41%

Agree 18 44%

Neutral 6 15%

41 respondents

7. At my school the following programs/services are available (check all that apply):

School Counseling 39 95%

College and/or Career Planning 1 2%

Family Counseling 9 22%

Athletics 3 7%

Pro-Social Clubs (e.g., Choose Peace, SAVE Promise) 17 41%

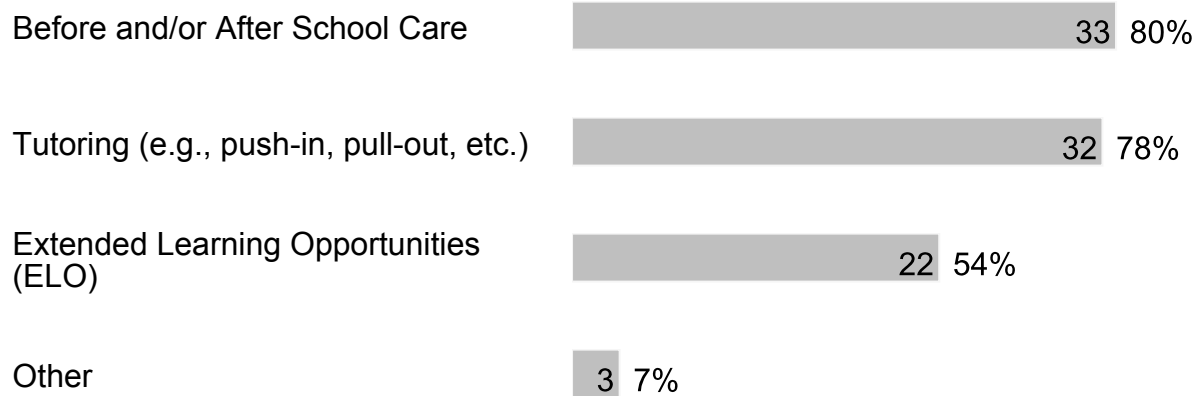
Performing Arts 18 44%

Mentoring 26 63%

Academic/Social Clubs (e.g., SGA, Debate, NHS, First Priority, etc.) 31 76%

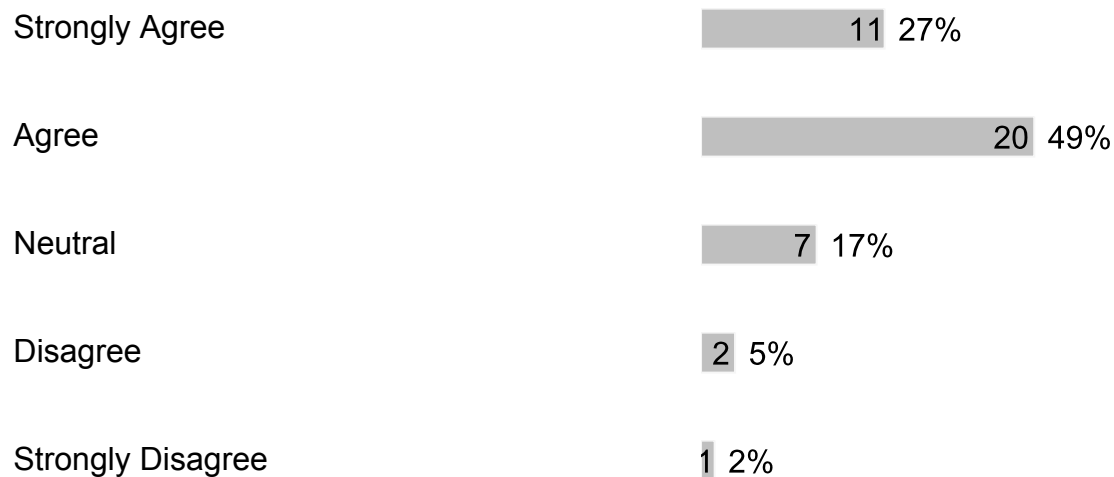
Peer Counseling/Peer Mediation 8 20%

ROTC 1 2%



41 respondents

8. Our school implements changes based on the feedback from staff.



41 respondents

9. Our school maintains facilities that support student learning.



Neutral 3 7%

Strongly Disagree 1 2%

41 respondents

10. I enjoy eating food prepared by the cafeteria.

Strongly Agree 7 17%

Agree 8 20%

Neutral 19 46%

Disagree 4 10%

Strongly Disagree 3 7%

41 respondents

11. Families regularly participate in school involvement activities offered by our school.

Strongly Agree 14 34%

Agree 21 51%

Neutral 6 15%

41 respondents

12. Our school has a family resource center and/or a staff member assigned to work with families.



40 respondents

13. Our school asks families for their ideas on the best way to communicate school-related information.



41 respondents

G. Section 6

1. Our school has a culture of high expectations.

Strongly Agree 20 50%

Agree 16 40%

Neutral 3 8%

Disagree 1 3%

40 respondents

2. Our school has a continuous improvement process.

Strongly Agree 17 41%

Agree 22 54%

Neutral 2 5%

41 respondents

3. Our school's leaders expect staff members to hold all students to high academic standards.

Strongly Agree 21 53%

Agree 17 43%

Neutral 2 5%

40 respondents

4. Our school's leaders hold themselves accountable for student learning.

Strongly Agree 18 44%


Agree  22 54%

Neutral  1 2%

41 respondents

5. Our school's leaders hold all staff members accountable for student learning.

Strongly Agree  22 54%

Agree  18 44%

Neutral  1 2%

41 respondents

6. I receive feedback from my supervisor regarding my professional performance.

Strongly Agree  17 41%

Agree  19 46%

Neutral  5 12%

41 respondents

7. Our school's leaders regularly evaluate staff members on criteria designed to improve teaching and learning.

Strongly Agree  17 41%

Agree  21 51%

Neutral  3 7%

41 respondents

8. In our school, staff members use multiple types of assessments and data to modify instruction and address the unique learning needs of all students.

Strongly Agree  23 56%

Agree 17 41%

Neutral 1 2%

41 respondents

9. Our school uses the results of student assessments to improve teaching and learning.

Strongly Agree 22 54%

Agree 16 39%

Neutral 3 7%

41 respondents

10. Our school's leaders use data to monitor student progress, student achievement and our school improvement goals.

Strongly Agree 26 63%

Agree 14 34%

Neutral 1 2%

41 respondents

11. In our school, a formal process is in place to support new staff members in their professional practice.

Strongly Agree 14 34%


Agree 20 49%

Neutral 6 15%

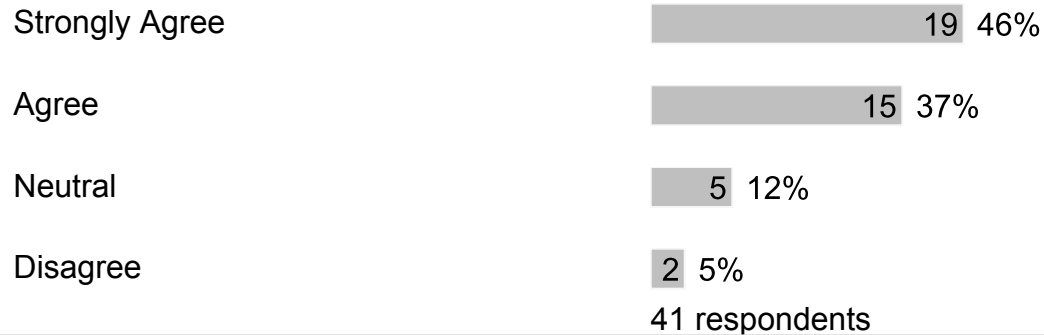
Strongly Disagree 1 2%

41 respondents


12. My lessons provide opportunities for students to be actively engaged in their learning.




13. I structure lessons, tasks and activities that require students' use of digital tools for learning.




14. I use student achievement data to modify and adjust materials and lessons for my students.




15. I use formative assessments to monitor student progress.



16. I participate in targeted professional learning activities designed to meet the individual needs of my students.



17. Teachers participate in collaborative learning communities across grade levels and/or content areas.



18. The school ensures I receive formal training in the use of student assessment data.



19. In our school, staff members provide peer coaching to teachers.




41 respondents

20. In our school, staff members participate in continuous professional learning based on identified needs of the school.



41 respondents

21. I am provided with professional development opportunities that are relevant to my role.



41 respondents

22. Our school shares responsibility for student learning with its staff, parents and community members.



41 respondents

23. I feel confident in my classroom management strategies.



Neutral 4 10%
41 respondents

24. Our school ensures the effective use of funds available through the budget, grants, awards, etc.

Strongly Agree 16 39%

Agree 17 41%

Neutral 8 20%
41 respondents

25. Teachers keep parents informed regularly about their child's progress and how they are being graded.

Strongly Agree 18 44%

Agree 22 54%

Neutral 1 2%
41 respondents

26. Most teachers report student progress in easy to understand language to families.

Strongly Agree 18 44%

Agree 20 49%

Neutral 3 7%
41 respondents

27. I provide students with timely feedback about their learning.


Strongly Agree 20 49%

Agree 17 41%

Neutral 4 10%


41 respondents

28. I schedule conferences to share student learning progress with families.



41 respondents

29. Our school provides opportunities for stakeholders to be involved through the School Advisory Council (SAC) and/or the School Advisory Forum (SAF).



41 respondents

30. Our school's leaders ensure staff members use supervisory feedback to improve student learning.



41 respondents

31. I regularly post information online or send home a newsletter.





41 respondents

32. Our school communicates well about its goals and activities.



41 respondents

33. Our school communicates information in ways that are easy for families to understand.



41 respondents

34. I am accessible via (check all that apply):



Personal visits

23 56%

41 respondents

35. Our school focuses on Customer Service (greeting with a smile and responding to questions and concerns within one business day).

Strongly Agree

23 56%

Agree

15 37%

Neutral

2 5%

Disagree

1 2%

41 respondents

H. Section 7

1. What else would you like to tell us?

Free form text answers are available in the exported CSV report