BCPS SCHOOL STAFF CUSTOMER SURVEY 2026

run on 09/04/2026

surveys

BCPS SCHOOL STAFF CUSTOMER SURVEY 2026

run on 09/04/2026

Custom Survey

1 survey(s) 87 response(s)

Report Filters

School:
N/A

Ethnicity:
N/A

Experience:
N/A

Gender:
N/A

Role:
N/A

Tag:
N/A

BCPS SCHOOL STAFF CUSTOMER SURVEY 2026

run on 09/04/2026

Custom Survey

1 survey(s) 87 response(s)

BCPS SCHOOL STAFF CUSTOMER SURVEY 2026

Demographics

Number of Responses | Percentages of Total Responses

1. Gender

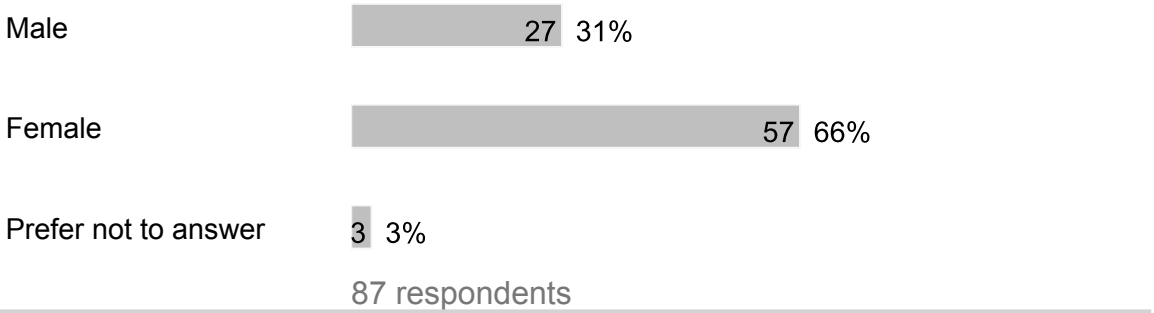

2. Ethnicity

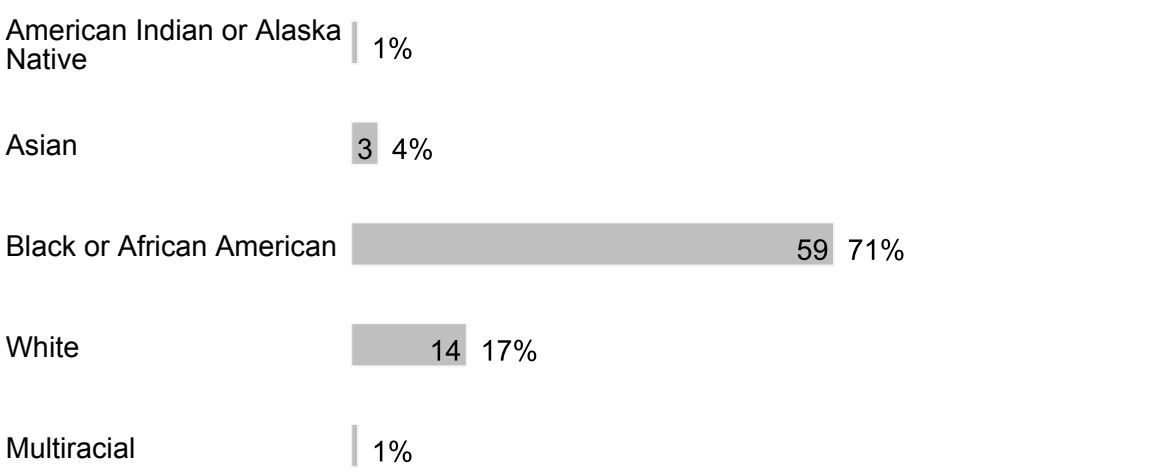

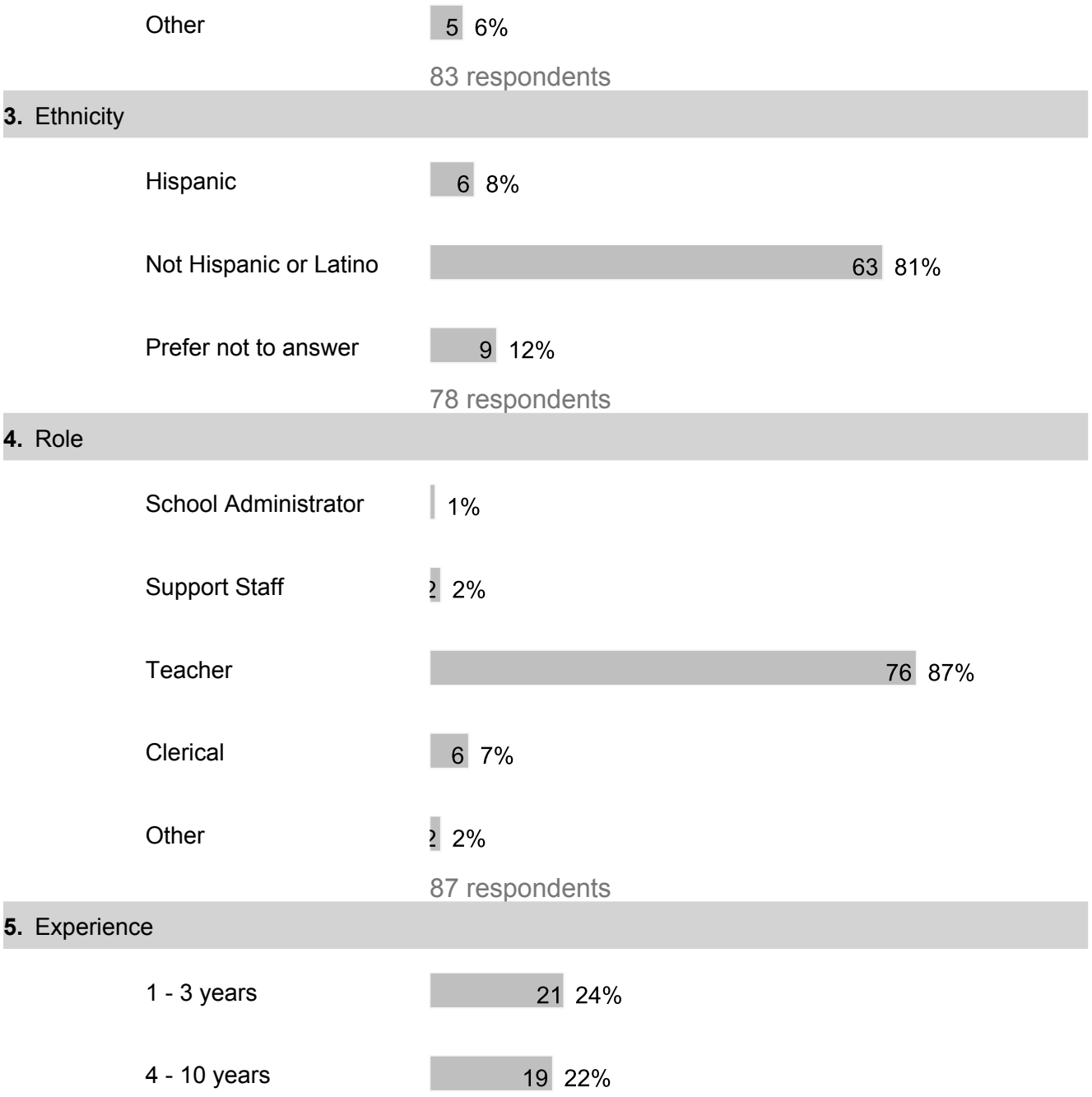
Other
5 6%
83 respondents
3. Ethnicity
Hispanic
6 8%
Not Hispanic or Latino
63 81%
Prefer not to answer
9 12%
78 respondents
4. Role
School Administrator
1%
Support Staff
2 2%
Teacher
76 87%
Clerical
6 7%
Other
2 2%
87 respondents
5. Experience
1 - 3 years
21 24%
4 - 10 years
19 22%

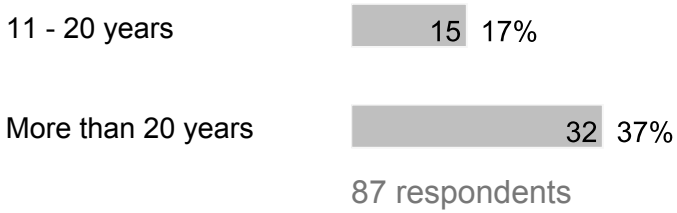

87 respondents

C. Section 2

1. I feel safe at my school.

Strongly Agree	27 31%
Agree	43 49%
Neutral	9 10%
Disagree	5 6%
Strongly Disagree	3 3%

87 respondents

2. I would recommend my school to my friends and/or family.

Strongly Agree	23 26%
Agree	34 39%
Neutral	24 28%
Disagree	3 3%
Strongly Disagree	3 3%

87 respondents

3. The next 4 questions ask about bullying. Bullying is when 1 or more students tease, threaten, spread rumors about, hit, shove, or hurt another student over and over again. It is not bullying when 2 students of about the same strength or power argue, fight or tease each other in a friendly way. Have students bullied or cyberbullied one another at school this year?

Strongly Agree	10 11%

Agree	29	33%
Neutral	29	33%
Disagree	12	14%
Strongly Disagree	7	8%

87 respondents

4. Has a student reported an incident of bullying or cyberbullying to you this year?

Yes	20	23%
No	67	77%

87 respondents

5. After an incident of bullying or cyberbullying was reported to me, I did the following (check all that apply):

Reported the incident to administration	22	25%
Addressed the incident myself	13	15%
Confronted the alleged bully(ies) directly	9	10%
Contacted the parents/guardians of the alleged bully(ies)	8	9%
Does not apply to me	61	70%

87 respondents

6. After addressing the bullying or cyberbullying reported to me, the bullying:

Stopped	21	24%
Stayed the same	3	3%
Don't know	5	6%
Does not apply to me	58	67%

87 respondents

7. In my school, rules are applied equally to students.

Strongly Agree	39	45%
Agree	25	29%
Neutral	14	16%
Disagree	6	7%
Strongly Disagree	3	3%

87 respondents

D. Section 3

1. My school provides technology and internet access to help me do my job efficiently and effectively.

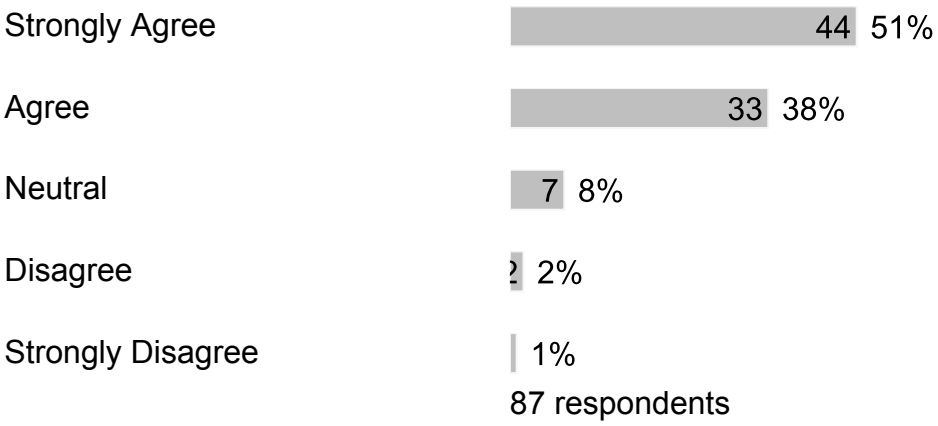

E. Section 4

1. Our school provides teachers with sufficient instructional material and informational resources to meet students' needs.

Strongly Agree	32	37%
Agree	29	34%
Neutral	17	20%
Disagree	7	8%
Strongly Disagree		1%

86 respondents

2. Teachers in our school use a variety of technology as instructional resources.

Strongly Agree	41	47%
Agree	29	33%
Neutral	13	15%
Disagree	4	5%

87 respondents

F. Section 5

1. If students have a problem, they know a trusted adult at school they can talk to that makes them feel emotionally safe and supported.

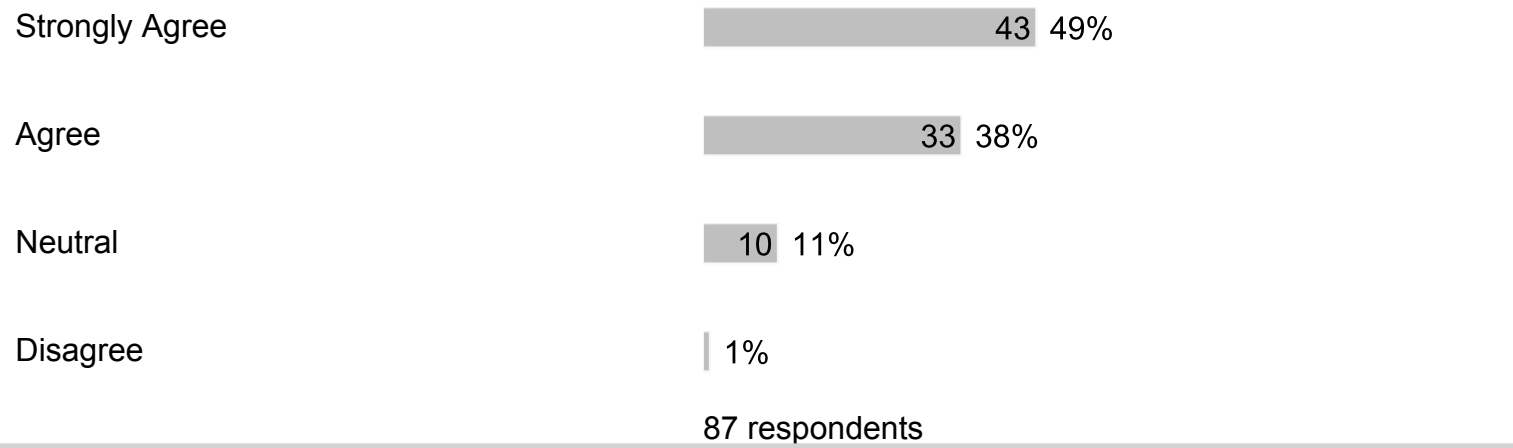

87 respondents

2. If students have a problem, they can come to me for help.

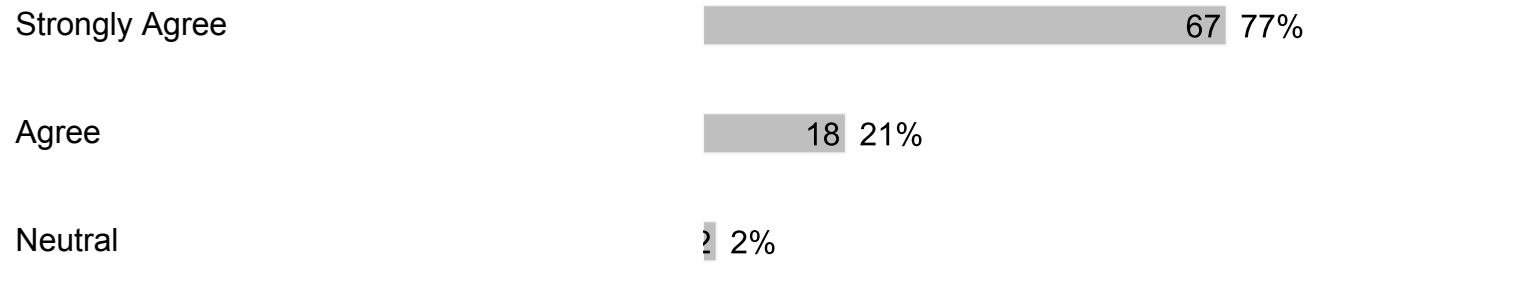

87 respondents

3. If I have a professional or personal problem, I know someone at work who I can talk to for help.



Neutral	12 14%
Strongly Disagree	3 3%

87 respondents

4. In my school, adults treat students with respect.

Strongly Agree	34 39%
Agree	32 37%
Neutral	17 20%
Disagree	2 2%
Strongly Disagree	2 2%

87 respondents

5. In my school, students treat adults with respect.

Strongly Agree	11 13%
Agree	21 24%
Neutral	30 34%
Disagree	19 22%

Strongly Disagree	6	7%

87 respondents

6. In my school, colleagues/adults treat each other with respect.

Strongly Agree	28	32%
Agree	40	46%
Neutral	13	15%
Disagree	5	6%
Strongly Disagree		1%

87 respondents

7. At my school the following programs/services are available (check all that apply):

School Counseling	84	97%
College and/or Career Planning	69	79%
Family Counseling	63	72%
Athletics	81	93%
Pro-Social Clubs (e.g., Choose Peace, SAVE Promise)	61	70%

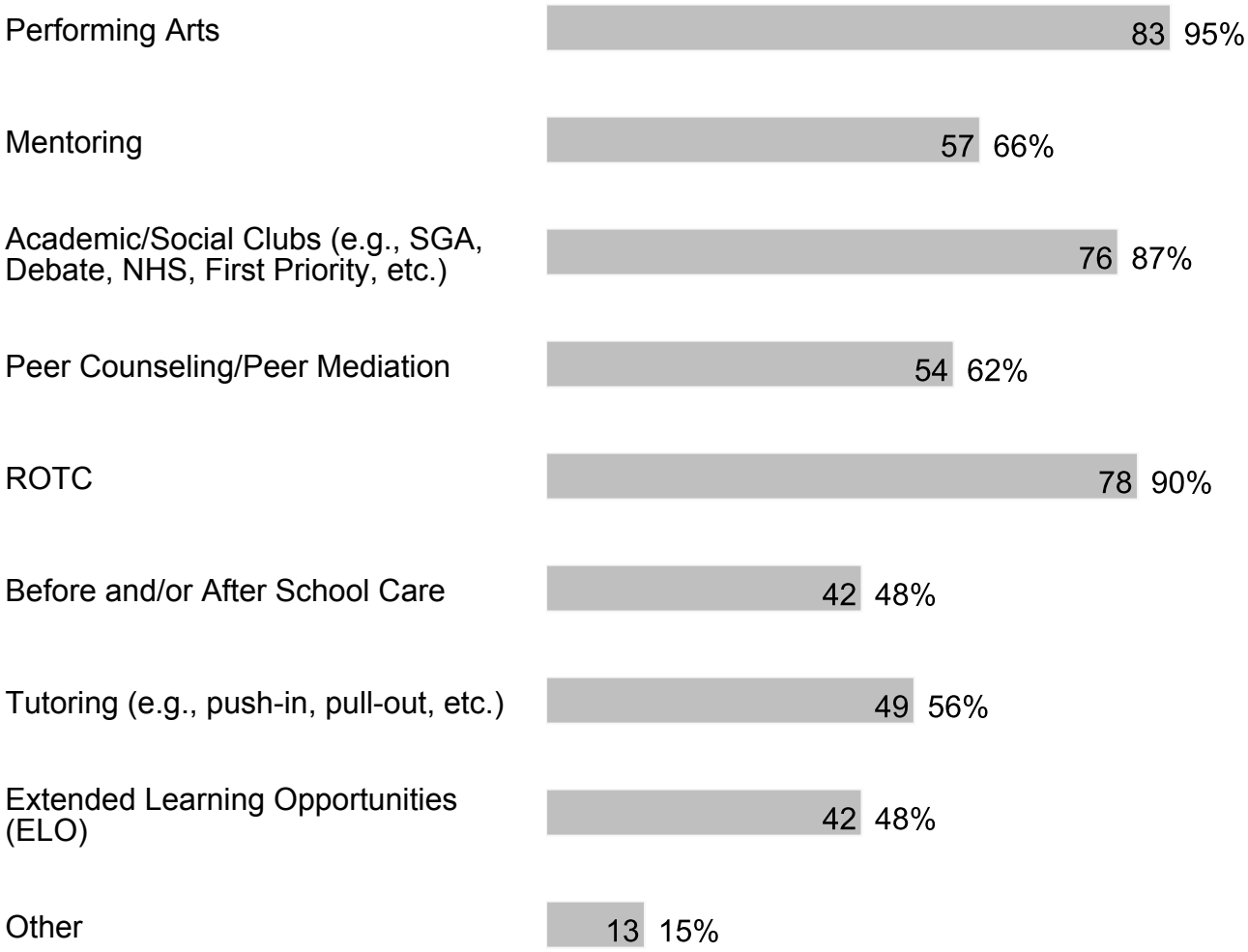

87 respondents

8. Our school implements changes based on the feedback from staff.

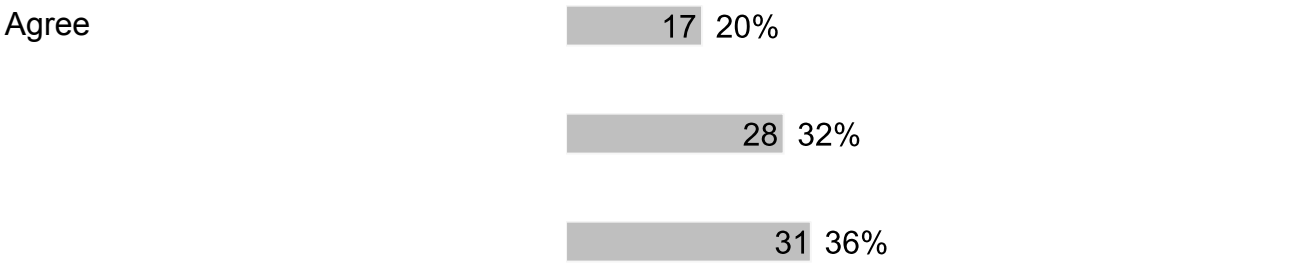

Disagree	7	8%
Strongly Disagree	4	5%

87 respondents

9. Our school maintains facilities that support student learning.

Strongly Agree	20	23%
Agree	34	39%
Neutral	21	24%
Disagree	7	8%
Strongly Disagree	5	6%

87 respondents

10. I enjoy eating food prepared by the cafeteria.

Strongly Agree	5	6%
Agree	9	10%
Neutral	53	61%
Disagree	7	8%

Strongly Disagree	13 15%

87 respondents

11. Families regularly participate in school involvement activities offered by our school.

Strongly Agree	9 10%
Agree	26 30%
Neutral	32 37%
Disagree	14 16%
Strongly Disagree	6 7%

87 respondents

12. Our school has a family resource center and/or a staff member assigned to work with families.

Strongly Agree	23 26%
Agree	36 41%
Neutral	25 29%
Disagree	3 3%

87 respondents

13. Our school asks families for their ideas on the best way to communicate school-related information.

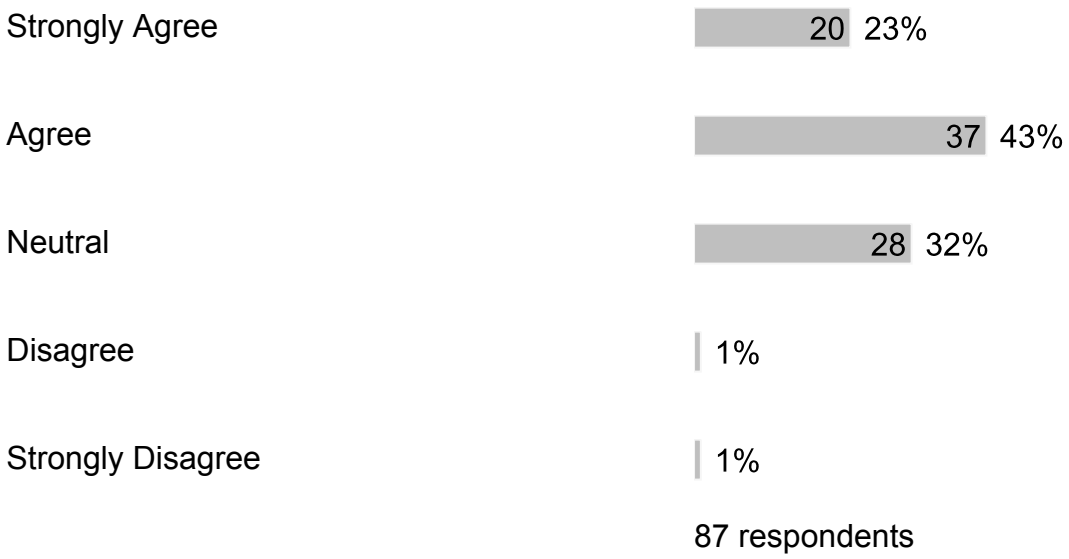
Strongly Agree
20 23%
Agree
37 43%
Neutral
28 32%
Disagree
1%
Strongly Disagree
1%
87 respondents

G. Section 6

1. Our school has a culture of high expectations.

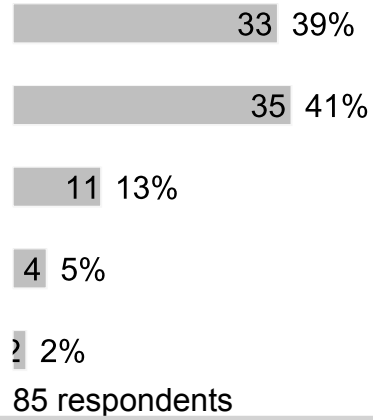

85 respondents

2. Our school has a continuous improvement process.

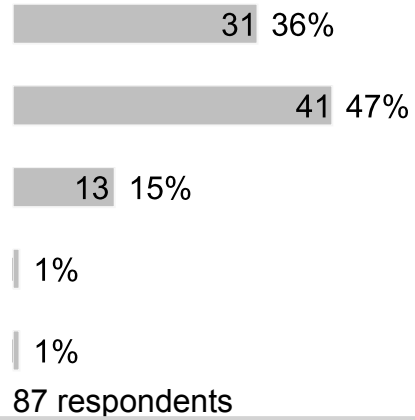

87 respondents

3. Our school's leaders expect staff members to hold all students to high academic standards.

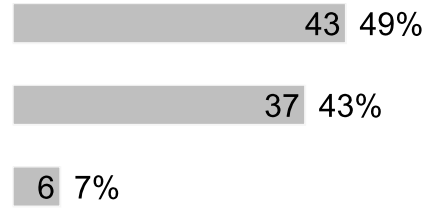

Strongly Disagree	1%

87 respondents

4. Our school's leaders hold themselves accountable for student learning.

Strongly Agree	36 41%
Agree	34 39%
Neutral	13 15%
Disagree	2 2%
Strongly Disagree	2 2%

87 respondents

5. Our school's leaders hold all staff members accountable for student learning.

Strongly Agree	41 47%
Agree	33 38%
Neutral	9 10%
Disagree	2 2%
Strongly Disagree	2 2%

87 respondents

6. I receive feedback from my supervisor regarding my professional performance.

Strongly Agree	45 52%
Agree	32 37%
Neutral	7 8%

Disagree	3 3%

87 respondents

7. Our school's leaders regularly evaluate staff members on criteria designed to improve teaching and learning.

Strongly Agree	35 40%
Agree	39 45%
Neutral	12 14%
Strongly Disagree	1%

87 respondents

8. In our school, staff members use multiple types of assessments and data to modify instruction and address the unique learning needs of all students.

Strongly Agree	35 40%
Agree	38 44%
Neutral	11 13%
Disagree	2 2%
Strongly Disagree	1%

87 respondents

9. Our school uses the results of student assessments to improve teaching and learning.

Strongly Agree	37 43%
Agree	40 46%
Neutral	9 10%

Disagree	1%

87 respondents

10. Our school's leaders use data to monitor student progress, student achievement and our school improvement goals.

Strongly Agree	45 52%
Agree	35 40%
Neutral	7 8%

87 respondents

11. In our school, a formal process is in place to support new staff members in their professional practice.

Strongly Agree	31 36%
Agree	27 31%
Neutral	22 25%
Disagree	5 6%
Strongly Disagree	2 2%

87 respondents

12. My lessons provide opportunities for students to be actively engaged in their learning.

Strongly Agree	54 62%
Agree	25 29%
Neutral	8 9%

87 respondents

13. I structure lessons, tasks and activities that require students' use of digital tools for learning.

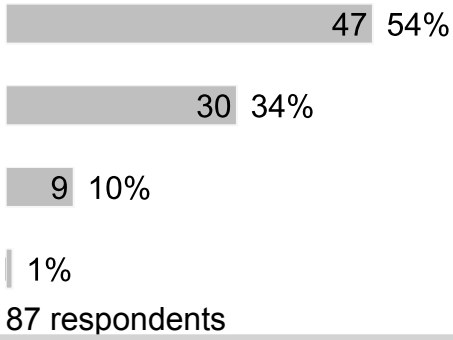

87 respondents

14. I use student achievement data to modify and adjust materials and lessons for my students.

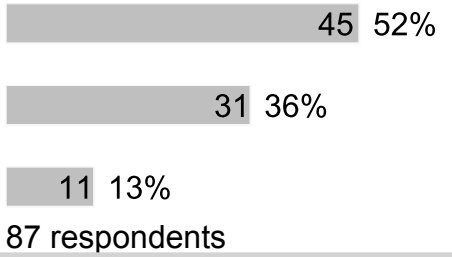

87 respondents

15. I use formative assessments to monitor student progress.

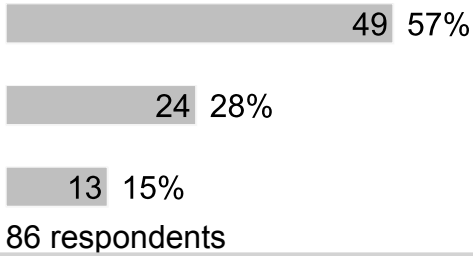

86 respondents

16. I participate in targeted professional learning activities designed to meet the individual needs of my students.

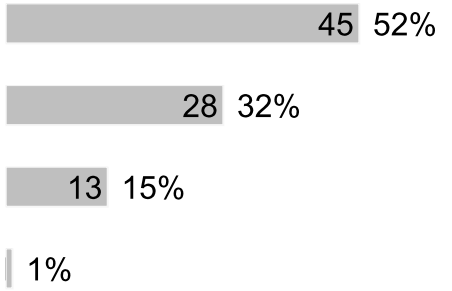

87 respondents

17. Teachers participate in collaborative learning communities across grade levels and/or content areas.



87 respondents

18. The school ensures I receive formal training in the use of student assessment data.

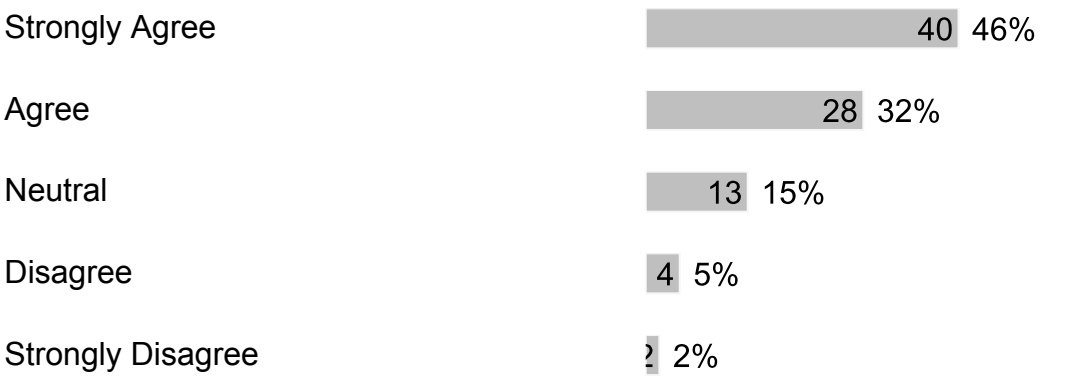

87 respondents

19. In our school, staff members provide peer coaching to teachers.

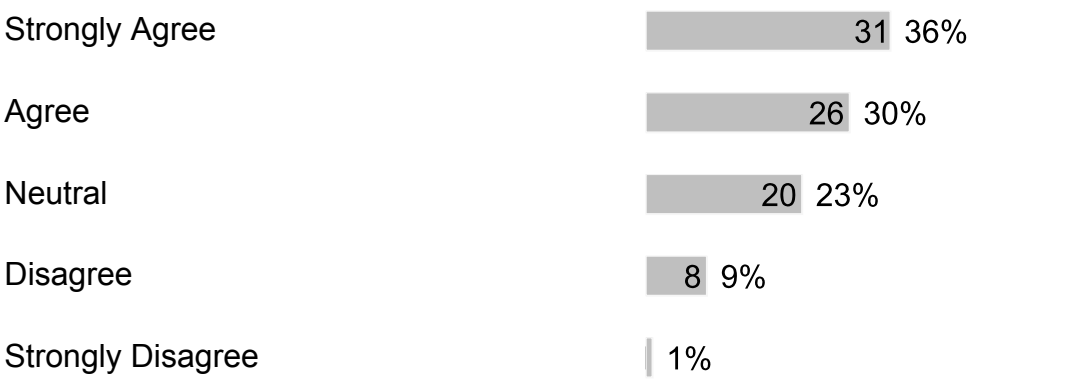

86 respondents

20. In our school, staff members participate in continuous professional learning based on identified needs of the school.

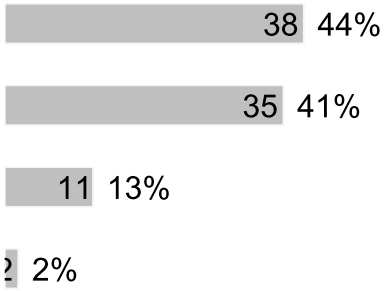

86 respondents

21. I am provided with professional development opportunities that are relevant to my role.

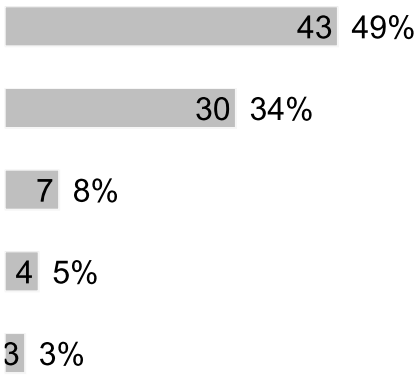

87 respondents

22. Our school shares responsibility for student learning with its staff, parents and community members.

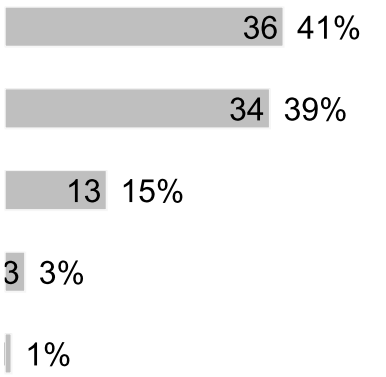

87 respondents

23. I feel confident in my classroom management strategies.

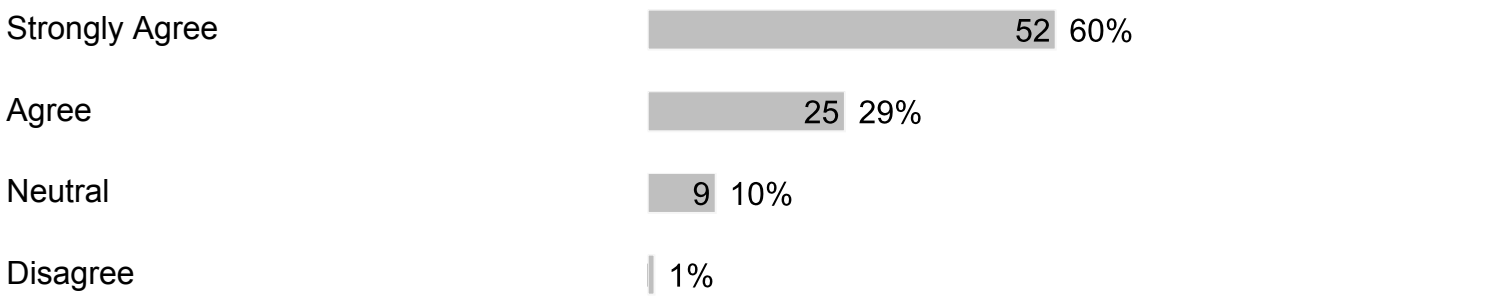

87 respondents

24. Our school ensures the effective use of funds available through the budget, grants, awards, etc.

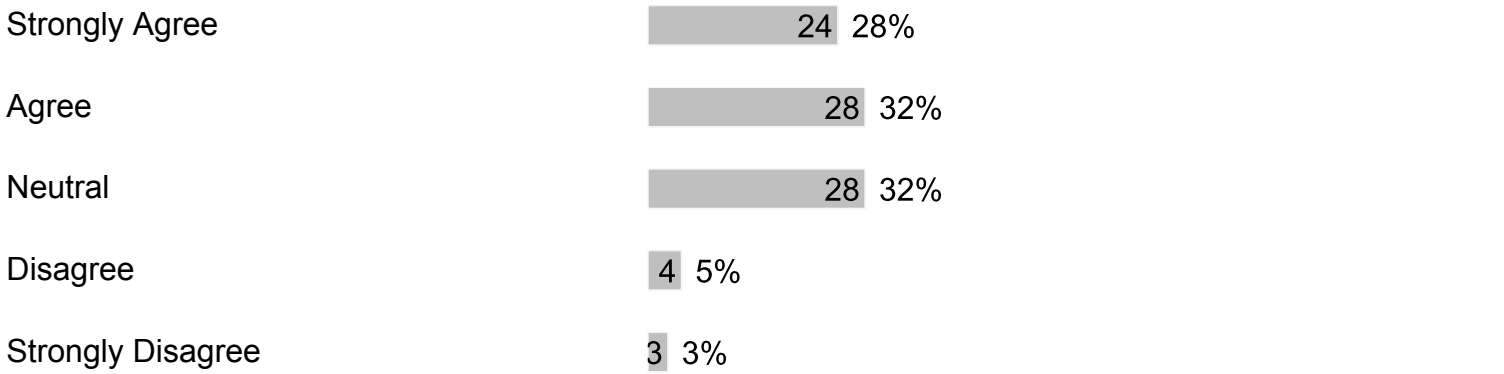

87 respondents

25. Teachers keep parents informed regularly about their child's progress and how they are being graded.

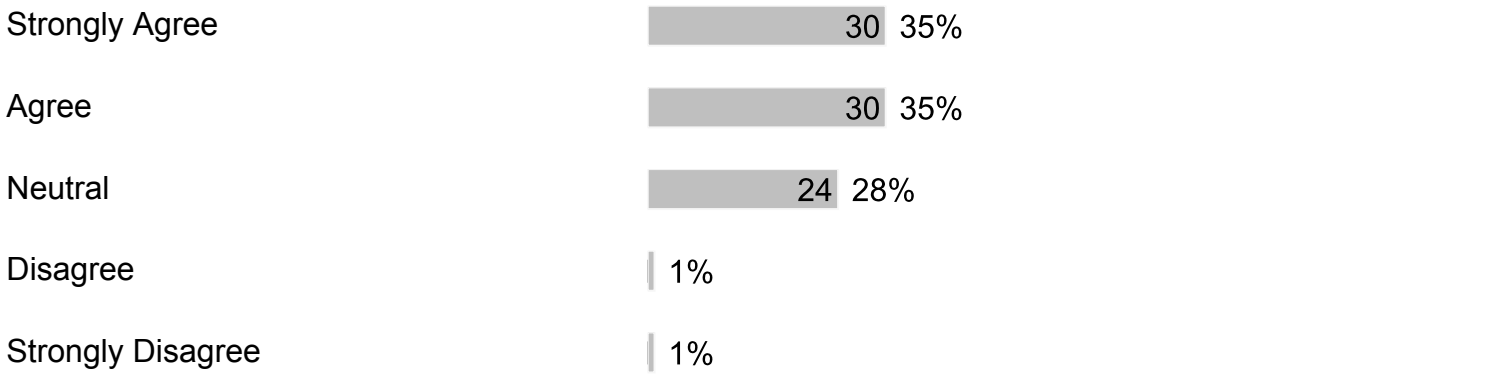

86 respondents

26. Most teachers report student progress in easy to understand language to families.

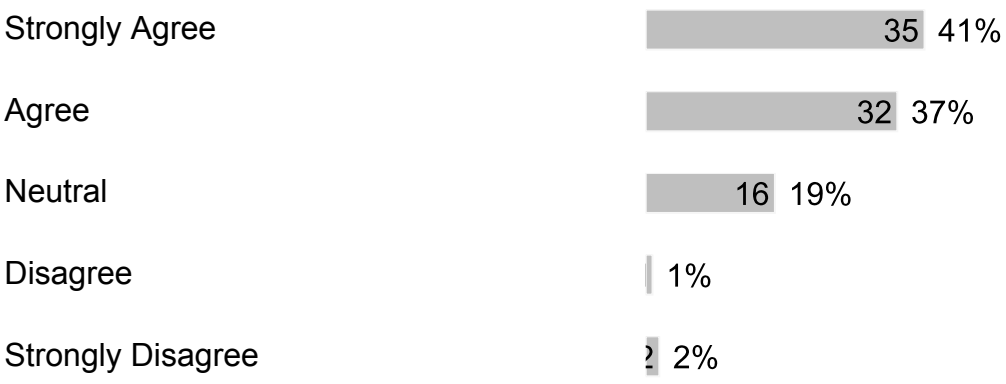

86 respondents

27. I provide students with timely feedback about their learning.

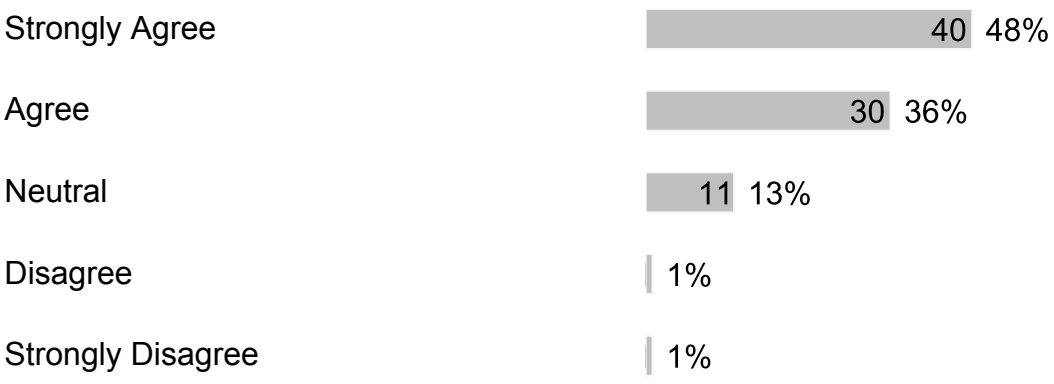

83 respondents

28. I schedule conferences to share student learning progress with families.

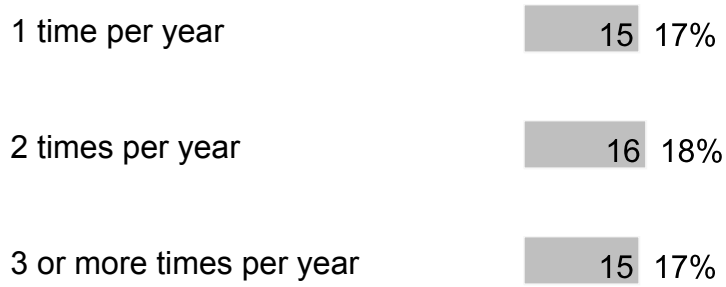

Does not apply	41	47%

87 respondents

29. Our school provides opportunities for stakeholders to be involved through the School Advisory Council (SAC) and/or the School Advisory Forum (SAF).

Strongly Agree	38	44%
Agree	34	40%
Neutral	13	15%
Disagree		1%

86 respondents

30. Our school's leaders ensure staff members use supervisory feedback to improve student learning.

Strongly Agree	36	42%
Agree	33	38%
Neutral	15	17%
Disagree	2	2%

86 respondents

31. I regularly post information online or send home a newsletter.

Strongly Agree	28	33%
Agree	29	34%
Neutral	22	26%
Disagree	3	3%

Strongly Disagree	4	5%

86 respondents

32. Our school communicates well about its goals and activities.

Strongly Agree	44	51%
Agree	29	34%
Neutral	11	13%
Disagree	1	1%
Strongly Disagree	1	1%

86 respondents

33. Our school communicates information in ways that are easy for families to understand.

Strongly Agree	43	50%
Agree	29	34%
Neutral	12	14%
Disagree	2	2%

86 respondents

34. I am accessible via (check all that apply):

Emails	87	100%
Texts	55	63%
Phone calls	67	77%

Personal visits	38	44%

87 respondents

35. Our school focuses on Customer Service (greeting with a smile and responding to questions and concerns within one business day).

Strongly Agree	42	49%
Agree	29	34%
Neutral	13	15%
Disagree	2	2%

86 respondents

H. Section 7

1. What else would you like to tell us?

Free form text answers are available in the exported CSV report