BCPS STUDENT (Grades 6-12) CUSTOMER SURVEY 2026

run on 09/04/2026

surveys

BCPS STUDENT (Grades 6-12) CUSTOMER SURVEY 2026

run on 09/04/2026

Custom Survey

1 survey(s) 804 response(s)

Report Filters

School:
N/A

Race:
N/A

Grade:
N/A

Gender:
N/A

Ethnicity:
N/A

Tag:
N/A

Custom Survey

1 survey(s) 804 response(s)

BCPS STUDENT (Grades 6-12) CUSTOMER SURVEY 2026

Demographics

Number of Responses | Percentages of Total Responses

1. Gender

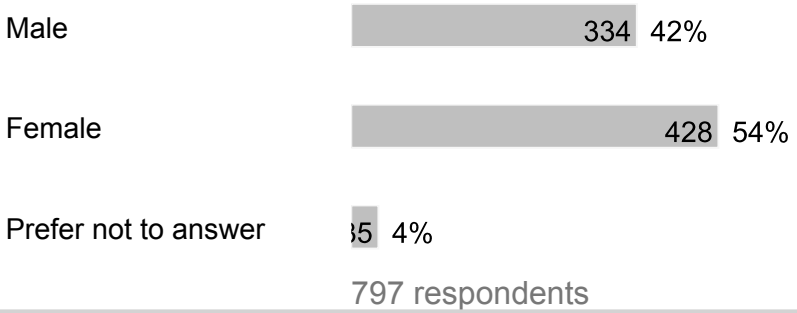

797 respondents

2. Race

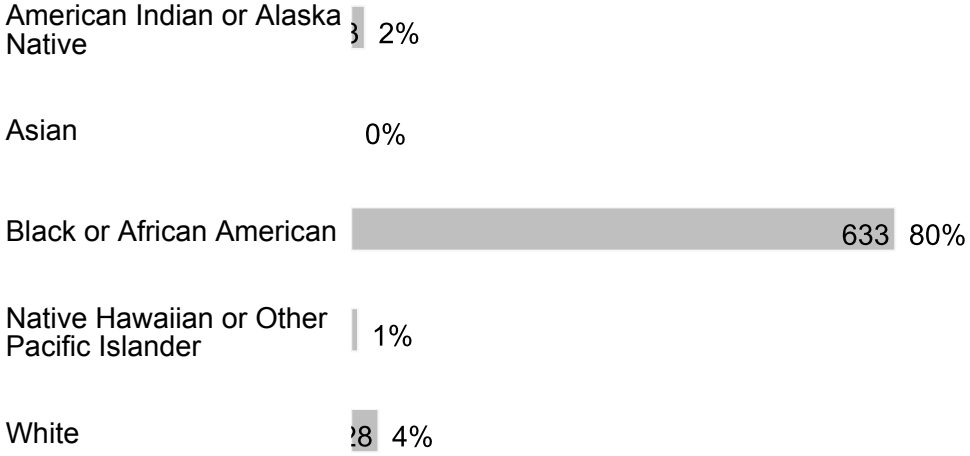

Multiracial	37	5%
Other	73	9%

790 respondents

3. Ethnicity

Hispanic	105	15%
Non-Hispanic or Latino	426	61%
Prefer not to answer	162	23%

693 respondents

4. Grade

Grade 6		0%
Grade 7	84	10%
Grade 8	76	9%
Grade 9	185	23%
Grade 10	179	22%
Grade 11	155	19%
Grade 12	121	15%

804 respondents

C. Section 2

1. I feel safe at my school.

Strongly Agree	62 8%
Agree	224 28%
Neutral	375 47%
Disagree	74 9%
Strongly Disagree	69 9%

804 respondents

2. I feel safe getting to and from my school.

Strongly Agree	126 16%
Agree	332 41%
Neutral	263 33%
Disagree	42 5%
Strongly Disagree	41 5%

804 respondents

3. *Note: Remember, this survey is anonymous, please report any bullying concerns to a trusted adult at your school. The next 10 questions ask about bullying. Bullying is when 1 or more students tease, threaten, spread rumors about, hit, shove, or hurt another student over and over again. It is not bullying when 2 students of about the same strength or power argue, fight or tease each other in a friendly way. During the past 12 months, have you ever been bullied on school property?

Yes	127 16%

No	677	84%

804 respondents

4. The primary location on school property where I was bullied during the last 12 months was:

On the school bus		1%
In the classroom	55	7%
In the cafeteria		1%
In the hallway	7	3%
In the restroom		1%
Other school area		1%
Does not apply to me	687	86%

798 respondents

5. During the past 12 months, have you ever been electronically bullied? (Count being bullied through texting, Instagram, TikTok, Snapchat or other social media.)

Yes	60	7%
No	744	93%

804 respondents

6. After I was bullied, I:

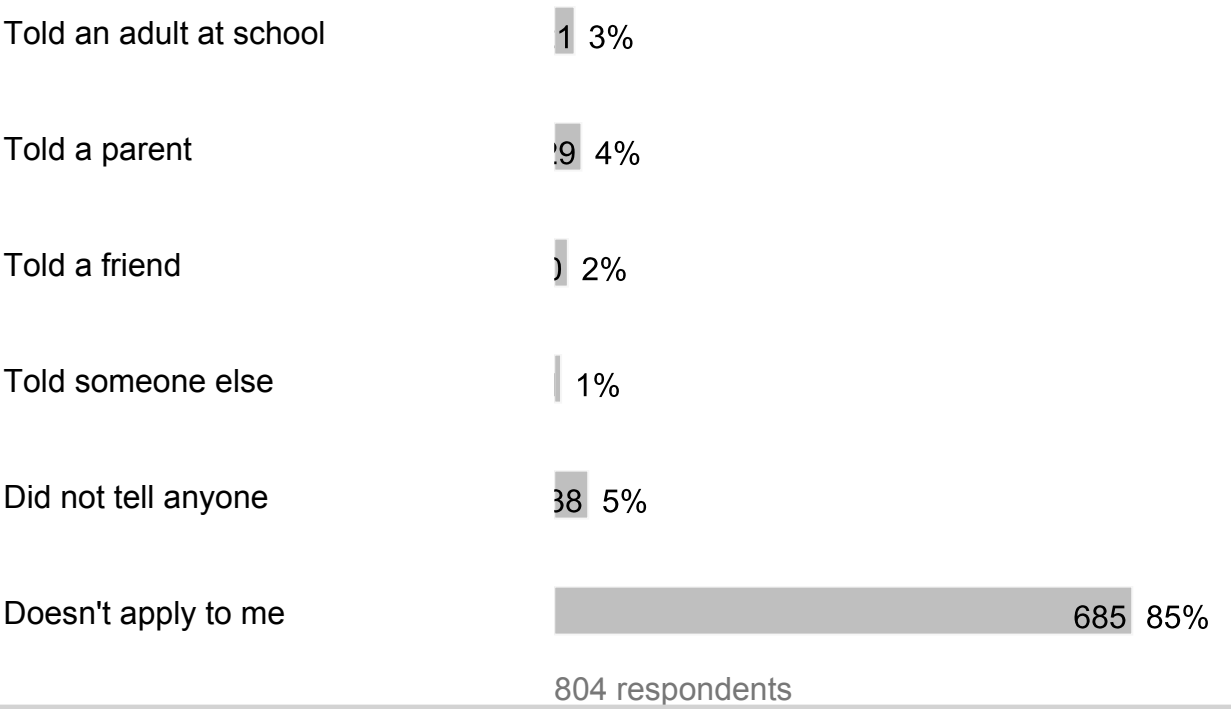

804 respondents

7. After I told an adult at school about being bullied, the bullying:

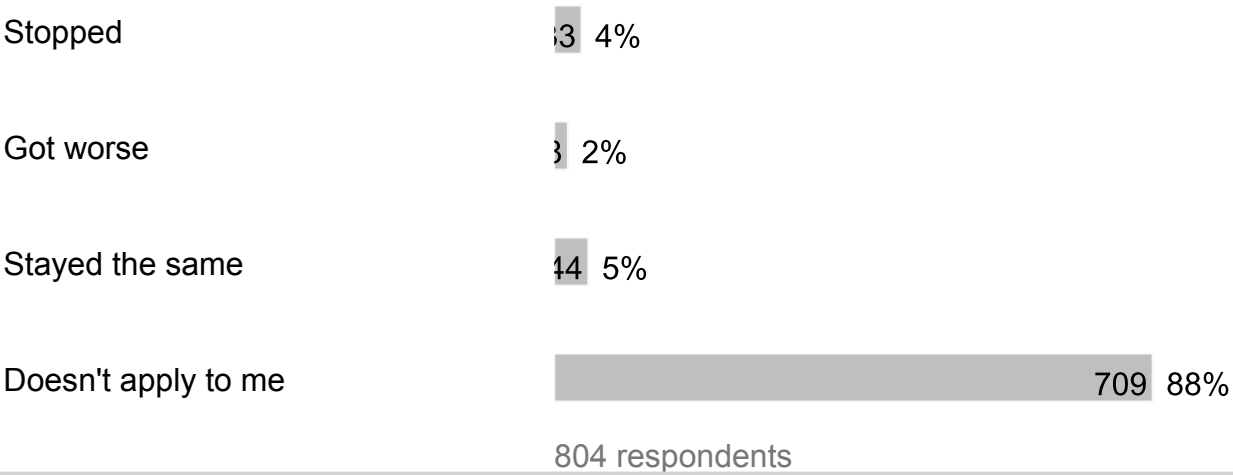

804 respondents

8. A teacher or another adult at school taught our class about what bullying is this school year.

Yes	453 56%
No	351 44%

804 respondents

9. I think bullying is wrong.

Strongly Agree	421 52%
Agree	217 27%
Neutral	138 17%
Disagree	1%
Strongly Disagree	2%

804 respondents

10. I know different ways to intervene or help if bullying were occurring or going to occur.

Strongly Agree	155 19%
Agree	316 39%
Neutral	277 34%
Disagree	4%
Strongly Disagree	3%

804 respondents

11. I would intervene or help if another student was being bullied.

Strongly Agree	155 19%

Agree	257	32%
Neutral	308	38%
Disagree	44	5%
Strongly Disagree	40	5%

804 respondents

12. What can adults do to help stop bullying at school?

Supervise the school better	134	17%
Start a student patrol program	51	6%
Make punishment for bullying more harsh	202	25%
Intervene more when they see bullying or disrespect	192	24%
Talk/teach about bully prevention and/or intervention in class	69	9%
Help students work together and make friends	69	9%
Teach and celebrate kindness and respect more	87	11%

804 respondents

13. During the past 30 days, how many days did you carry a weapon such as a gun, knife or club on school property?

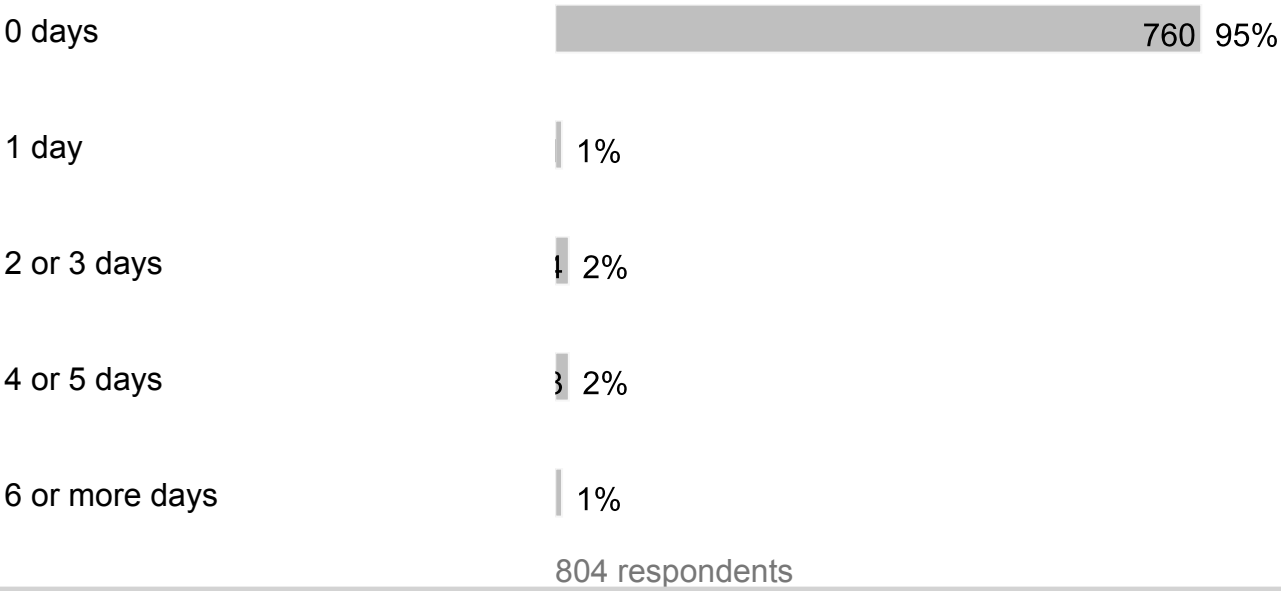

804 respondents

14. During the past 30 days, how many times have you been threatened by another student at school?

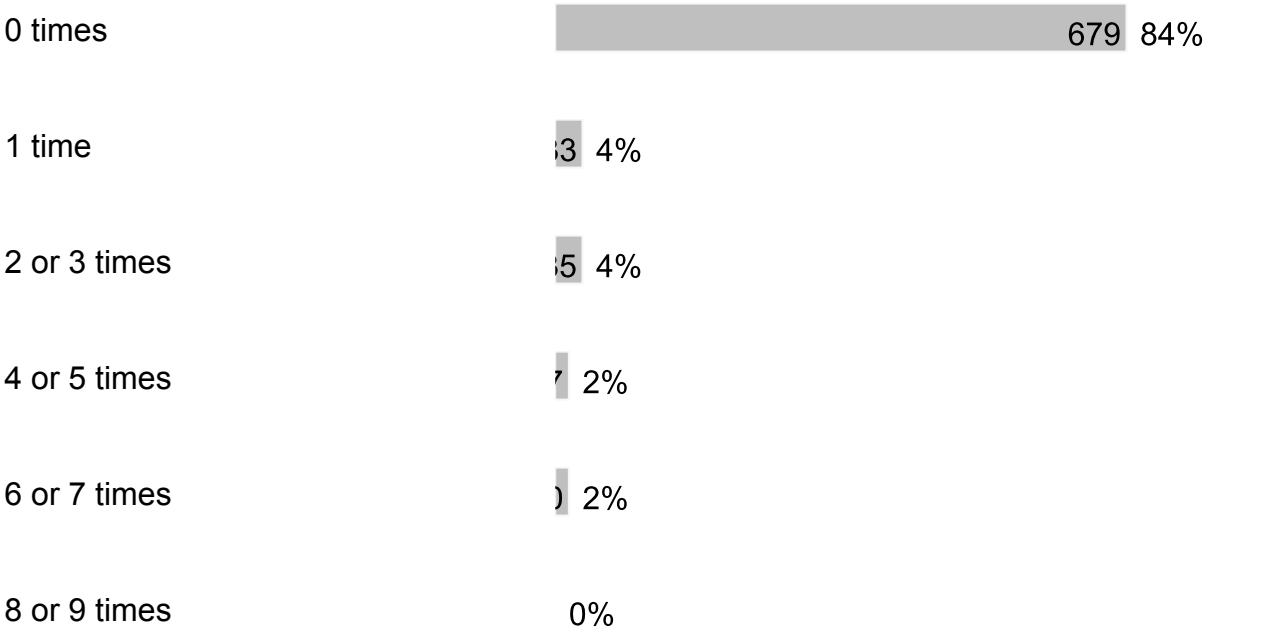

10 or 11 times	0%
12 or more times	4 2%

804 respondents

15. During the past 12 months, how many times were you in a physical fight on school property?

0 times	685 86%
1 time	42 5%
2 or 3 times	32 4%
4 or 5 times	2 2%
6 or 7 times	1%
8 or 9 times	1%
10 or 11 times	1%
12 or more times	1%

794 respondents

16. During the past 12 months, how many times did someone you were dating or going out with physically hurt you on purpose? (Count such things are being hit, slammed into something or injured with an object or weapon.)

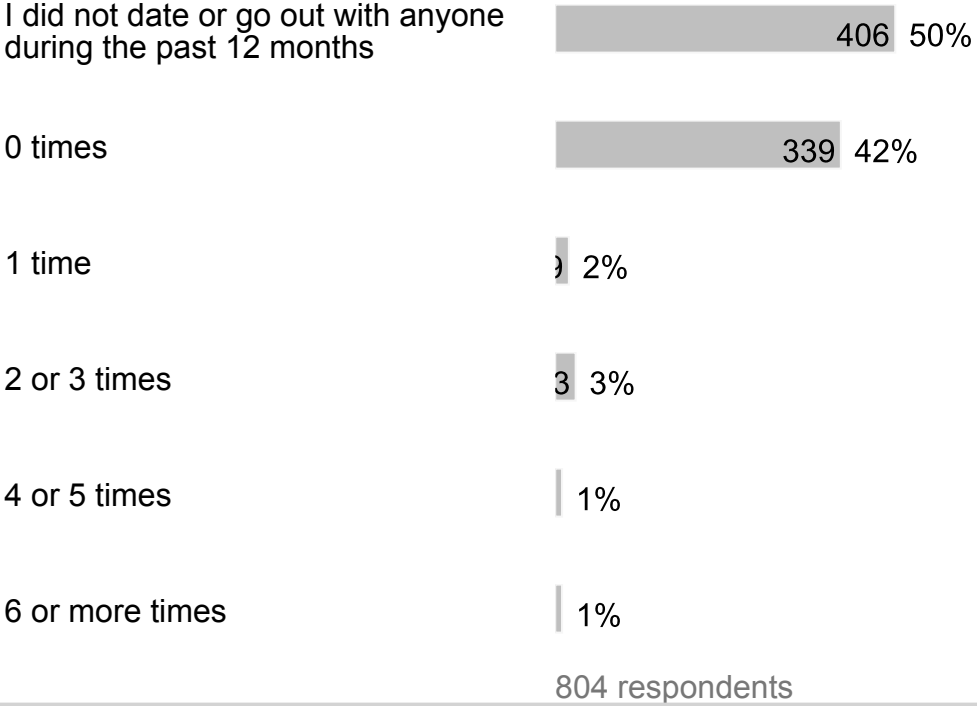

804 respondents

17. During the past 30 days, how many days did you have at least one drink of alcohol? (Alcohol includes drinking beer, wine, flavored alcoholic beverages and liquor such as rum, gin, vodka, whiskey, etc.) For the purpose of this question, drinking alcohol does not include drinking a few sips of wine for religious purposes.

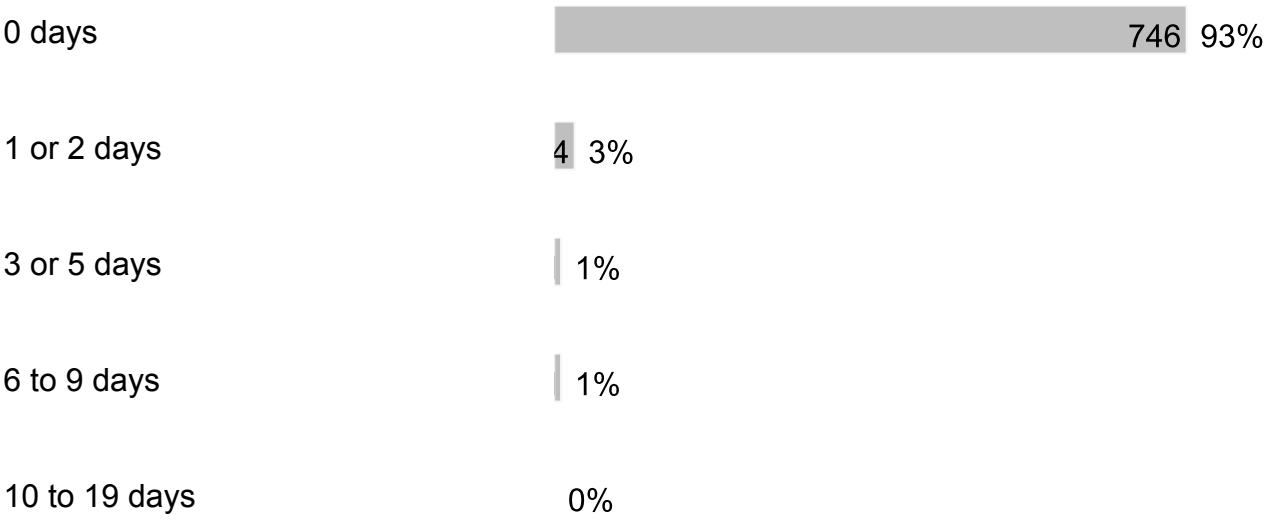

20 to 29 days	1%
All 30 days	0%

804 respondents

18. During the past 30 days, how many days did you use an electronic vapor product? (Electronic vapor products include JUUL, SMOK, Suorin, Vuse, blu e-cigarettes, vapes, vape pens, e-cigars, e-hookahs, hookah pens, mods, etc.)

0 days	757 94%
1 or 2 days	2%
3 or 5 days	0%
6 to 9 days	1%
10 to 19 days	1%
20 to 29 days	0%
All 30 days	1%

804 respondents

19. During the past 30 days, how many days did you use marijuana (also called pot or weed)? Do not count CBD-only or hemp products, which come from the same plant as marijuana, but do not cause a high when used alone.

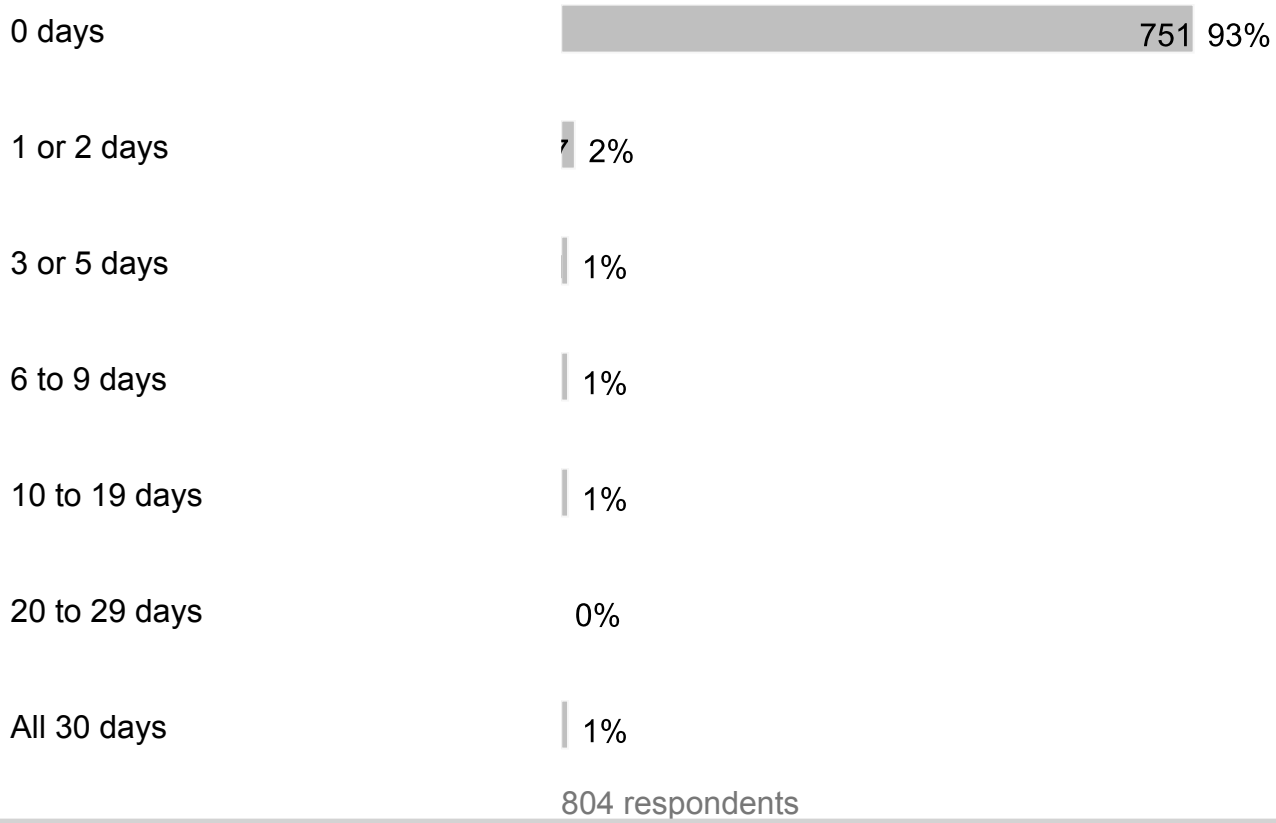

804 respondents

20. During the school year, I participated in alcohol, other drug or tobacco prevention activities or lessons.

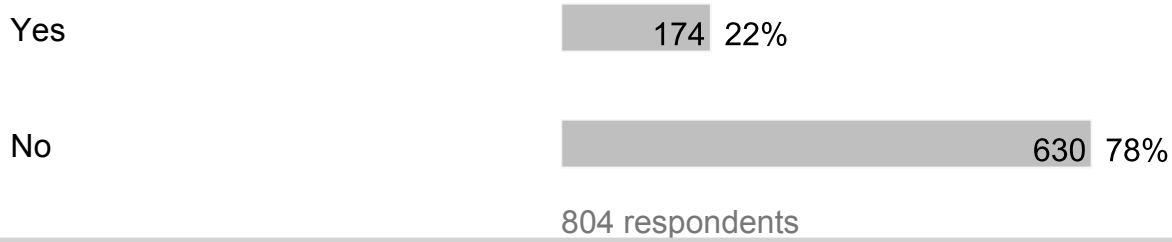

804 respondents

21. I believe drinking alcohol is bad for your brain.



804 respondents

22. In your opinion, what percentage of Broward County students in grades 6 - 12 choose not to drink alcohol?

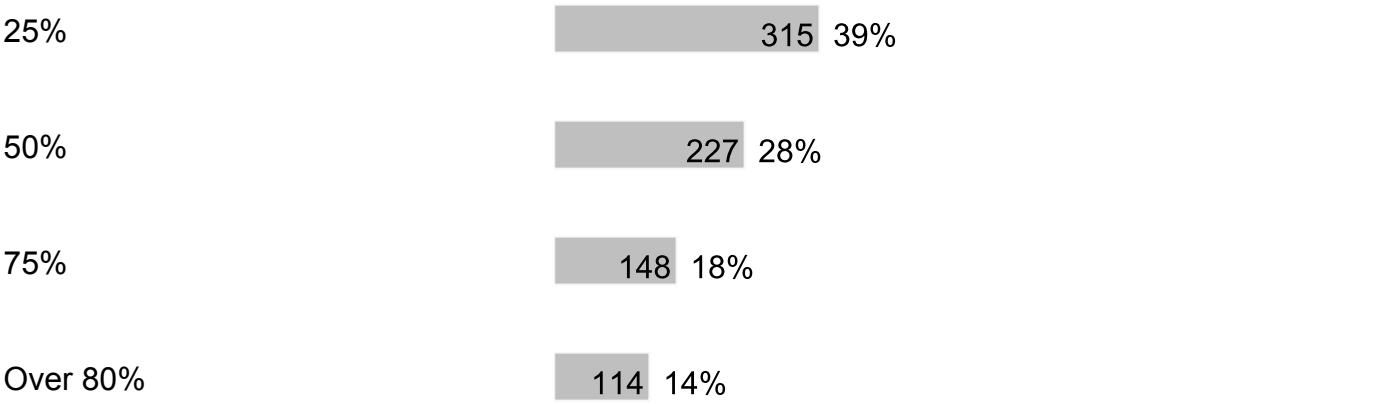

804 respondents

23. I believe using drugs are bad for your health.

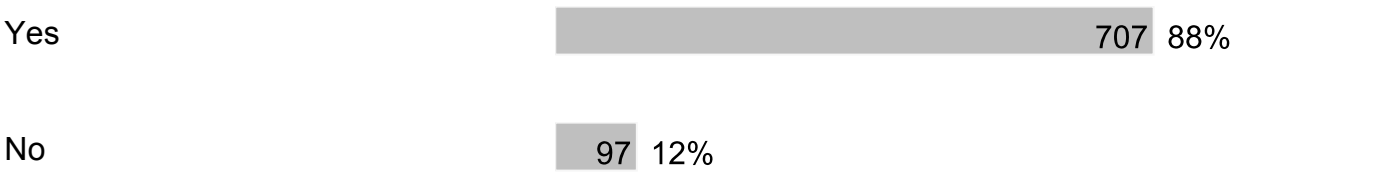

804 respondents

24. At what age is a human brain fully developed?

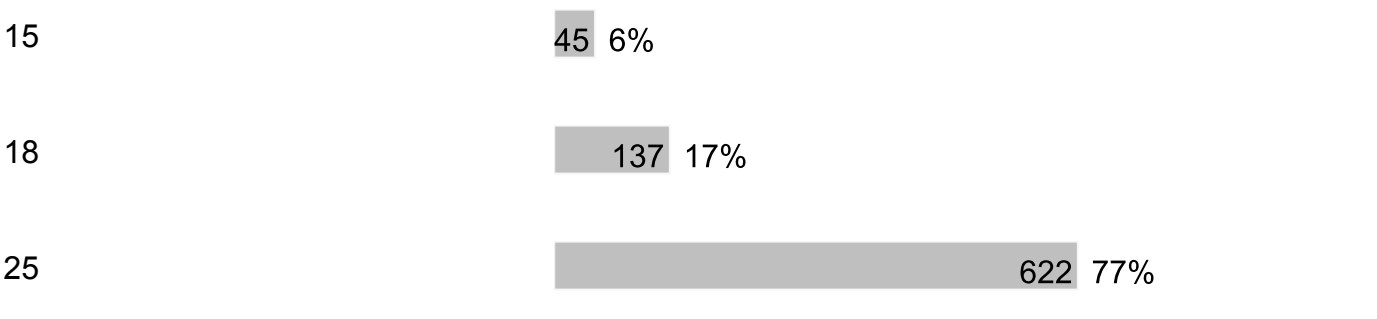

804 respondents

25. My school is clean and well-maintained.


Strongly Agree
5 4%
Agree
65 8%
Neutral
291 36%
Disagree
189 24%
Strongly Disagree
224 28%
804 respondents

D. Section 3

1. During a typical week, I have access to the internet at home in the following ways (check all that apply):

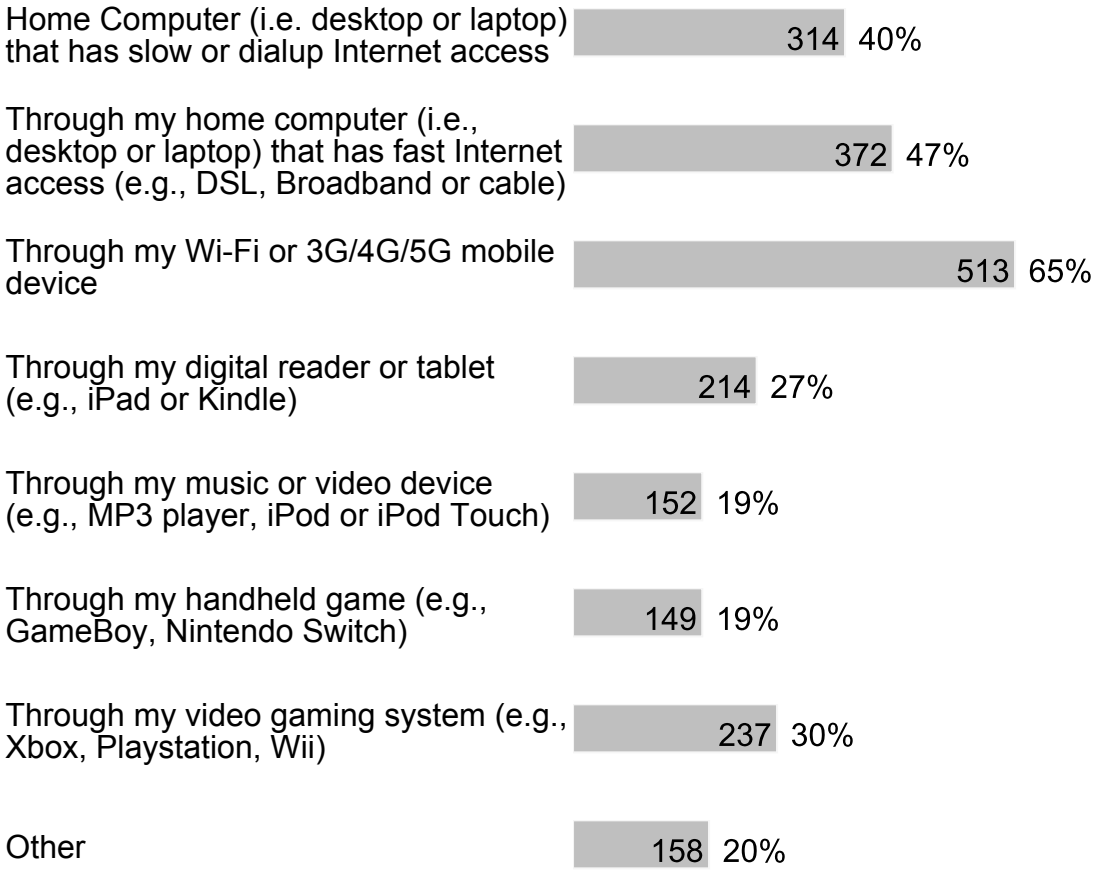

794 respondents

2. During a typical school day, I have access to the internet at school in the following ways (check all that apply):



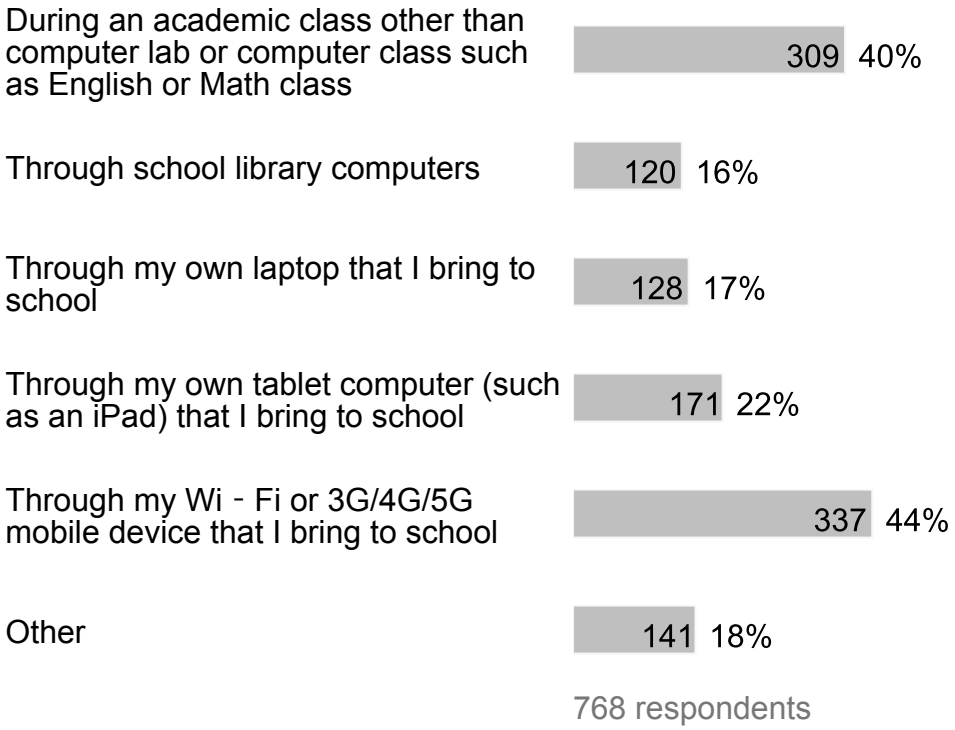
During an academic class other than computer lab or computer class such as English or Math class
309 40%
Through school library computers
120 16%
Through my own laptop that I bring to school
128 17%
Through my own tablet computer (such as an iPad) that I bring to school
171 22%
Through my Wi - Fi or 3G/4G/5G mobile device that I bring to school
337 44%
Other
141 18%
768 respondents

E. Section 4

1. My school provides sufficient material resources (books, supplies, technology, etc.) to meet my needs.

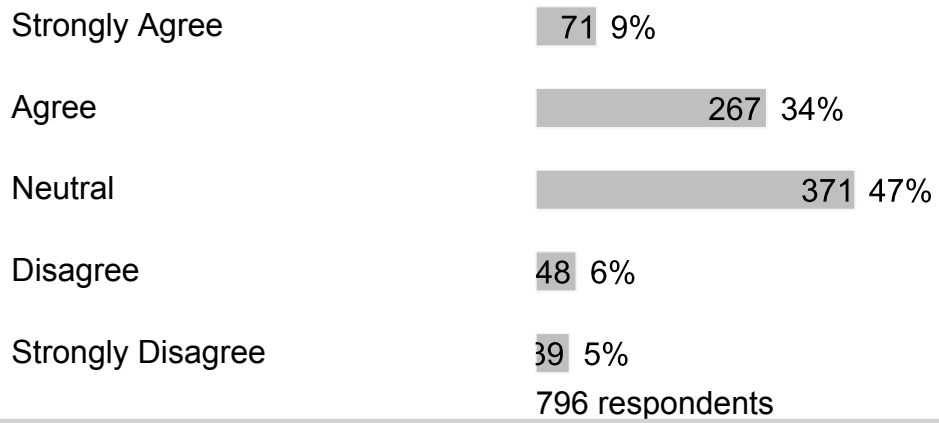

796 respondents

2. I would recommend my school to my friends.

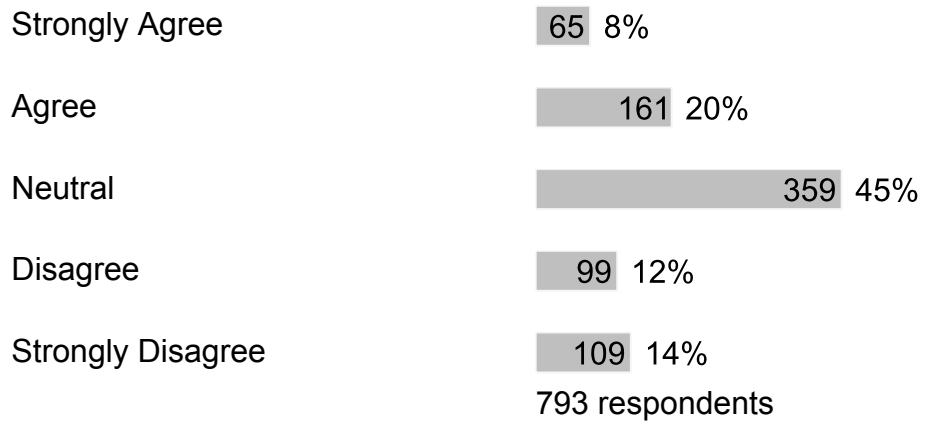

793 respondents

F. Section 5

1. If I have a problem, there is a trusted adult at school that I can talk to that makes me feel emotionally safe and supported.

Strongly Agree	109	14%
Agree	213	27%
Neutral	340	43%
Disagree	66	8%
Strongly Disagree	63	8%

791 respondents

2. I know who at least one of the mental health professionals are at my school (examples include a school counselor, school social worker, family therapist, school psychologist).

Yes	426	54%
No	367	46%

793 respondents

3. During the school year, I participated in lessons and/or activities about resiliency education, life skills and wellness, mental health and emotional well-being (such as stress, anxiety, coping, life skills).

Yes	450	57%

No	343 43%

793 respondents

4. In my school, students treat adults with respect.

Strongly Agree	47 6%
Agree	104 13%
Neutral	400 50%
Disagree	133 17%
Strongly Disagree	114 14%

798 respondents

5. In my school, adults treat students with respect.

Strongly Agree	55 7%
Agree	155 19%
Neutral	407 51%
Disagree	98 12%
Strongly Disagree	80 10%

795 respondents

6. In my school, students treat each other with respect.

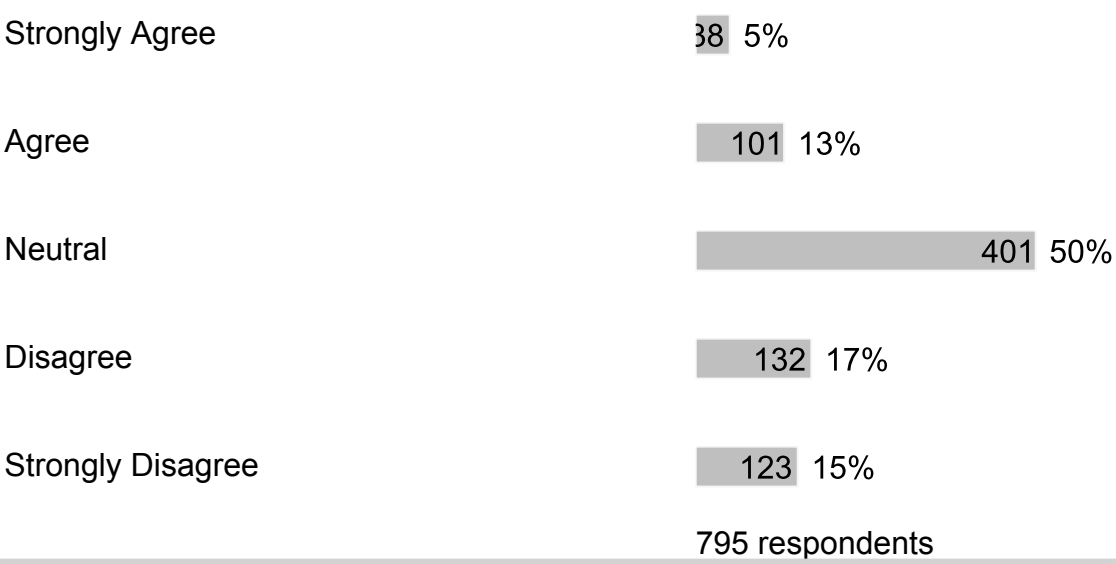

795 respondents

7. My school provides me the support that I need.

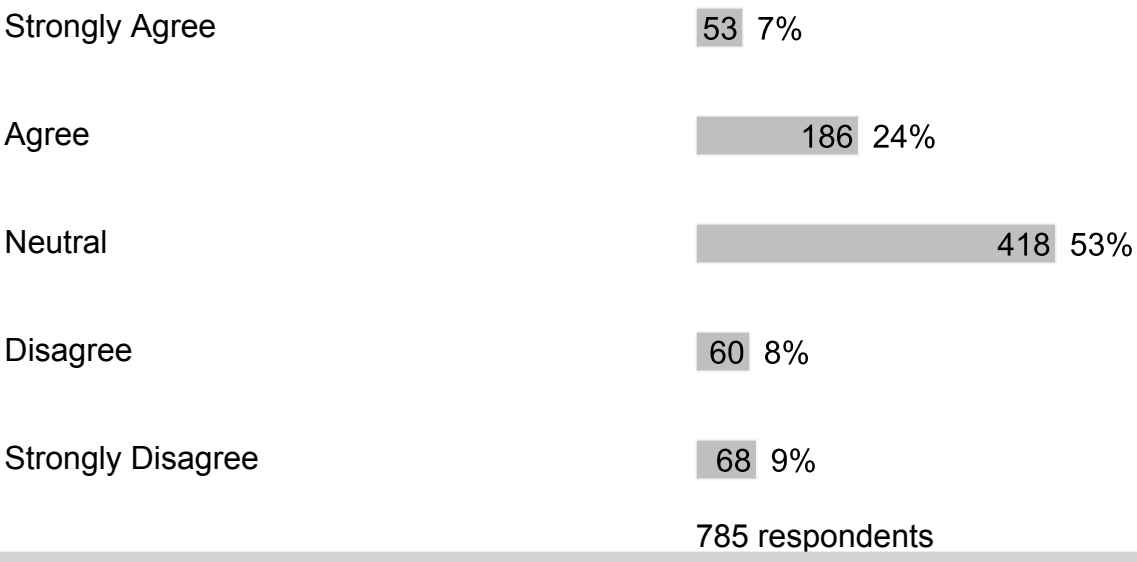

785 respondents

8. At my school, the following programs/services are available (check all that apply):



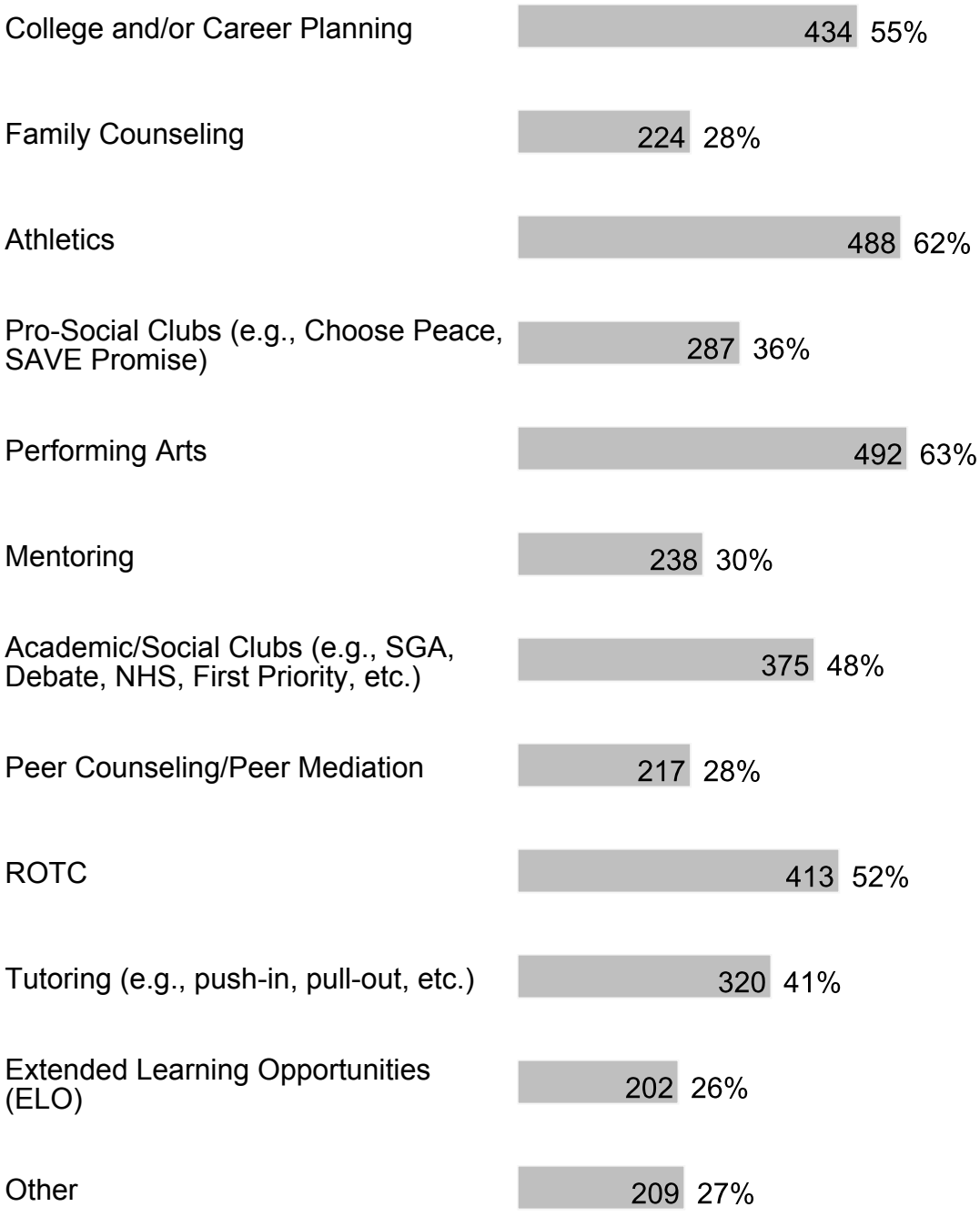
College and/or Career Planning
434 55%
Family Counseling
224 28%
Athletics
488 62%
Pro-Social Clubs (e.g., Choose Peace, SAVE Promise)
287 36%
Performing Arts
492 63%
Mentoring
238 30%
Academic/Social Clubs (e.g., SGA, Debate, NHS, First Priority, etc.)
375 48%
Peer Counseling/Peer Mediation
217 28%
ROTC
413 52%
Tutoring (e.g., push-in, pull-out, etc.)
320 41%
Extended Learning Opportunities (ELO)
202 26%
Other
209 27%
787 respondents

9. At my school, I participate in the following programs/services (check all that apply):

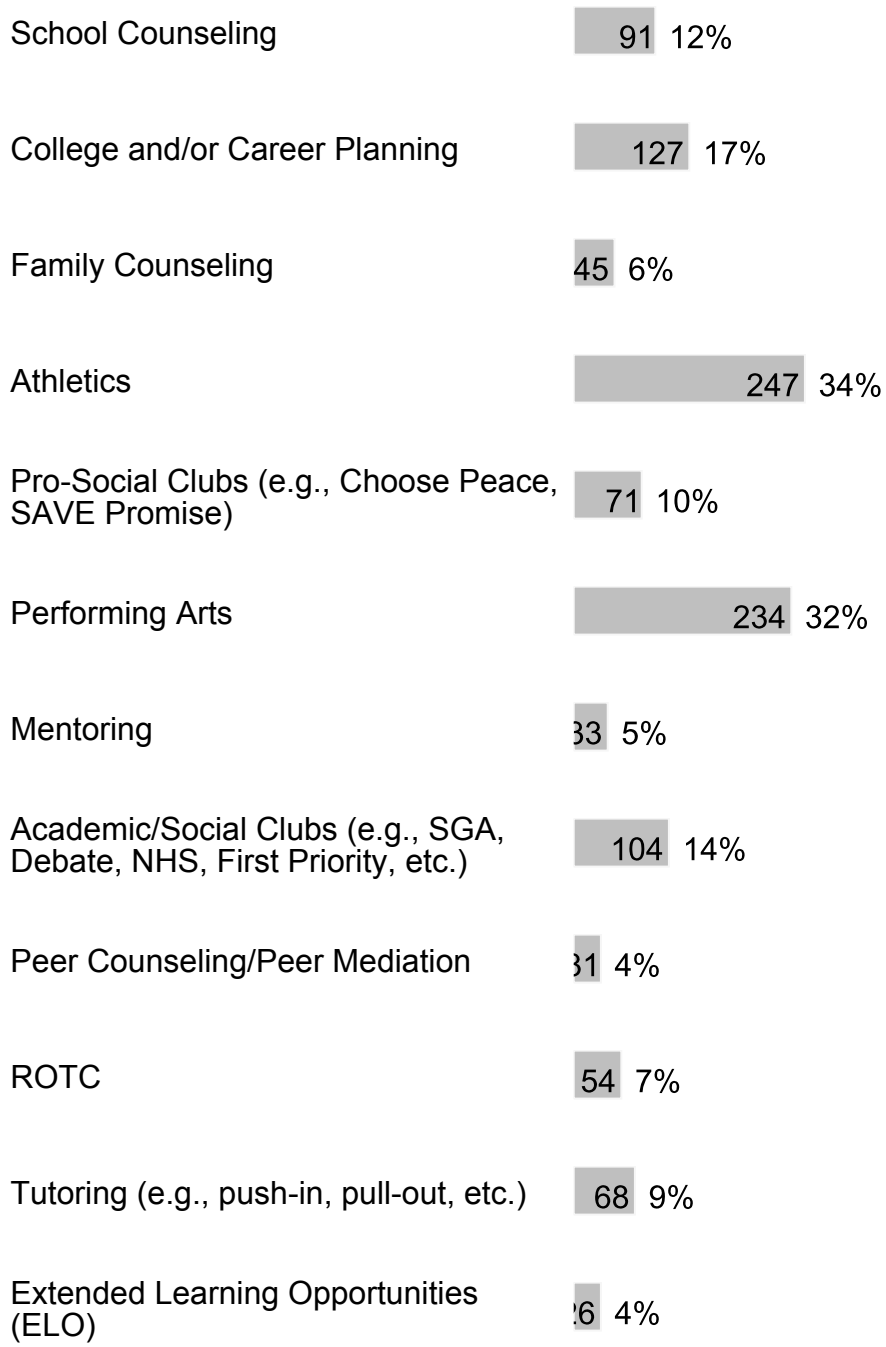

Other	223	31%

731 respondents

10. These are the programs/services at my school that I value most or would value if they were available at my school (check all that apply):

School Counseling	137	19%
College and/or Career Planning	148	20%
Family Counseling	85	12%
Athletics	226	31%
Pro-Social Clubs (e.g., Choose Peace, SAVE Promise)	81	11%
Performing Arts	207	28%
Mentoring	70	10%
Academic/Social Clubs (e.g., SGA, Debate, NHS, First Priority, etc.)	99	13%
Peer Counseling/Peer Mediation	64	9%
ROTC	79	11%

Tutoring (e.g., push-in, pull-out, etc.)	97	13%
Extended Learning Opportunities (ELO)	66	9%
Other	250	34%

735 respondents

11. I am friends with other students at this school.

Strongly Agree	207	26%
Agree	330	41%
Neutral	236	29%
Disagree	4	2%
Strongly Disagree	7	2%

804 respondents

12. Which character traits do you value the most in yourself and others? (check all that apply)

Cooperation	350	44%
Responsibility	498	62%
Citizenship	265	33%

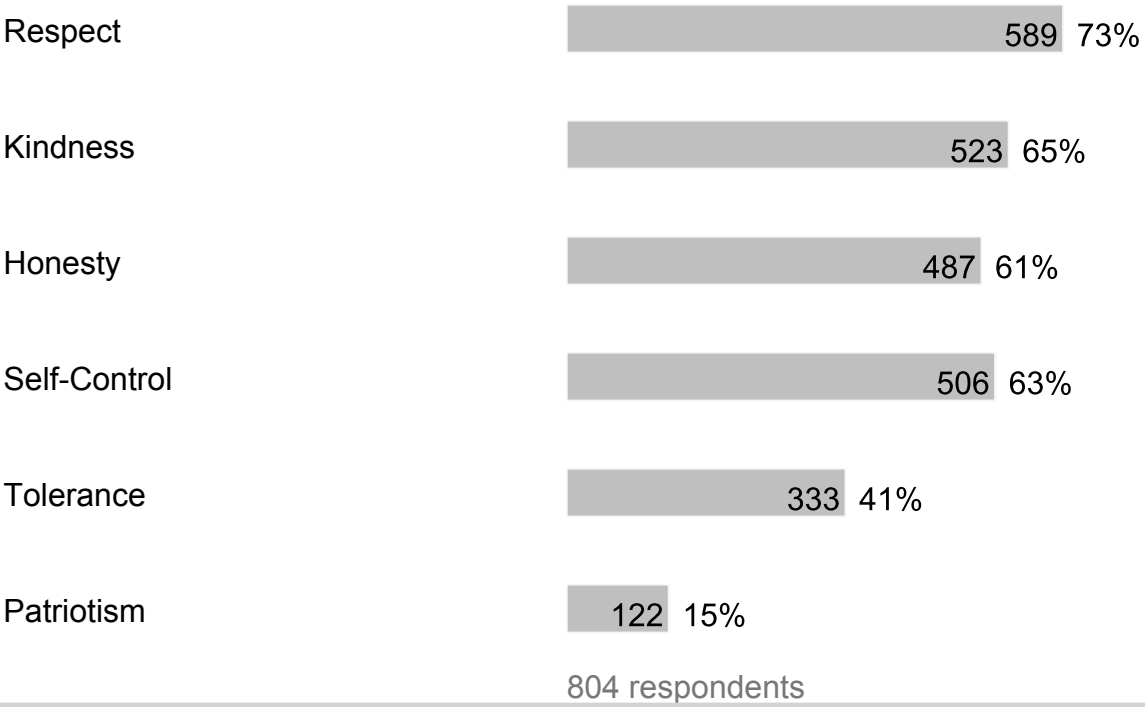

804 respondents

13. I receive acknowledgement and/or praise for my strengths or accomplishments by adults at my school.

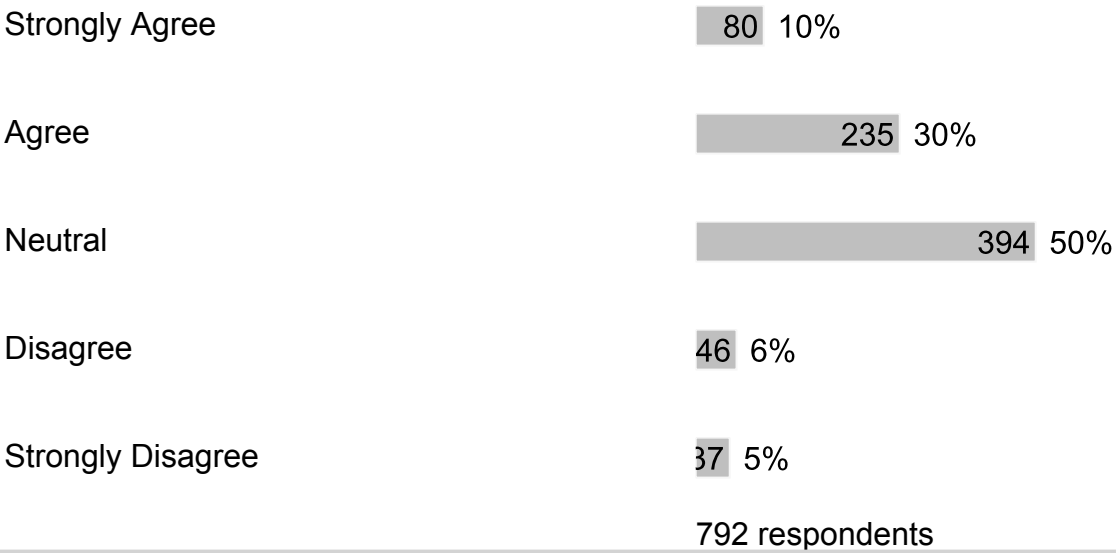

792 respondents

14. I enjoy eating food prepared by the cafeteria.

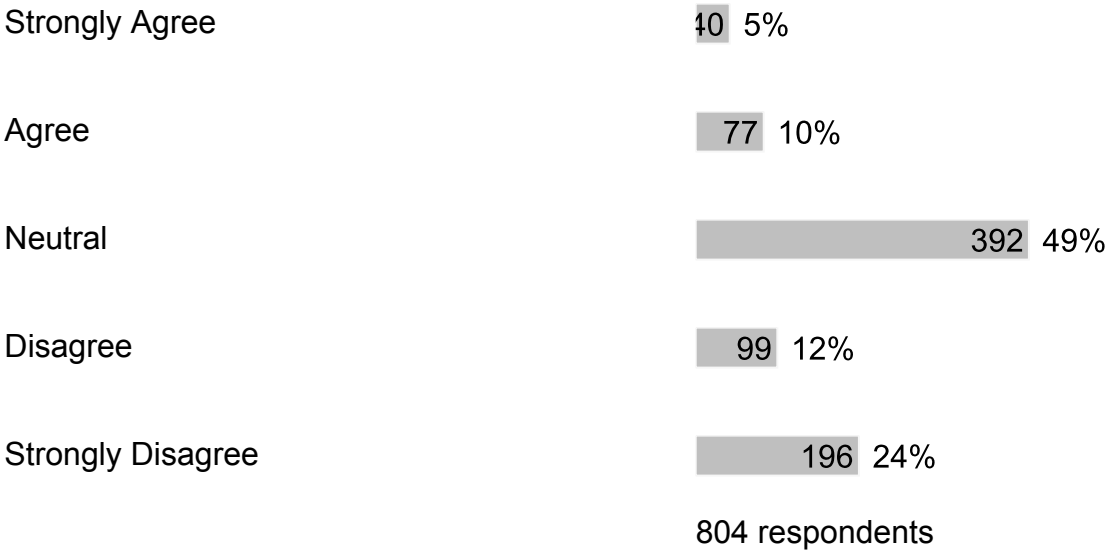
Strongly Agree
40 5%
Agree
77 10%
Neutral
392 49%
Disagree
99 12%
Strongly Disagree
196 24%
804 respondents

G. Section 6

1. In my school, a high-quality education is offered.

Strongly Agree	70	9%
Agree	197	25%
Neutral	414	52%
Disagree	64	8%
Strongly Disagree	49	6%

794 respondents

2. My school provides me with challenging curriculum, uses a variety of teaching methods and learning experiences to develop the skills I need to succeed.

Strongly Agree	68	9%
Agree	251	32%
Neutral	387	49%
Disagree	42	5%
Strongly Disagree	40	5%

788 respondents

3. My school motivates me to set academic goals and learn new things.

Strongly Agree	63	8%
Agree	228	29%

Neutral	391 49%
Disagree	59 7%
Strongly Disagree	50 6%

791 respondents

4. My teachers use tests, projects, presentations, and portfolios to assess my understanding of what was taught.

Strongly Agree	92 12%
Agree	280 35%
Neutral	327 41%
Disagree	29 4%
Strongly Disagree	17 2%
N/A	44 6%

789 respondents

5. My school prepares me for success in the next school year.

Strongly Agree	79 10%
Agree	249 31%
Neutral	393 49%
Disagree	33 4%
Strongly Disagree	41 5%

795 respondents

6. Lessons and materials in our school prepare us to be effective users of media and technology.

Strongly Agree	71 9%
Agree	224 28%
Neutral	415 52%
Disagree	44 6%
Strongly Disagree	37 5%

791 respondents

7. In class, students spend considerable amounts of time actively engaged in learning (such as solving problems, discussing ideas, creating their own work, reading, writing, speaking and researching).

Strongly Agree	60 8%
Agree	200 25%
Neutral	435 55%
Disagree	53 7%
Strongly Disagree	44 6%

792 respondents

8. My teachers effectively engage students in the classroom and encourage creative thinking.

Strongly Agree	66 8%
Agree	242 31%
Neutral	402 51%
Disagree	40 5%
Strongly Disagree	43 5%

793 respondents

9. There are few distractions during class.



790 respondents

10. Students are encouraged to work in groups regularly.

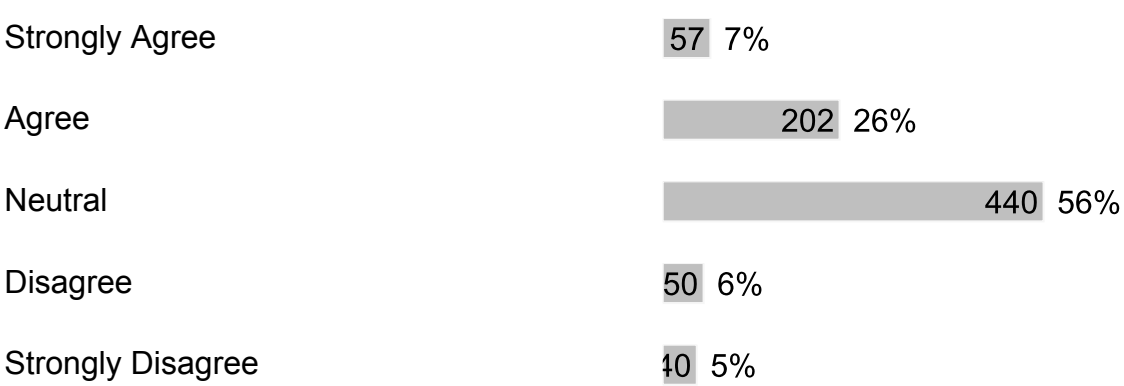

789 respondents

11. Teachers are generally fair when it comes to grading student work.



Strongly Disagree	60 8%

792 respondents

12. I give class presentations or share my work with classmates.

Strongly Agree	69 9%
Agree	219 28%
Neutral	401 51%
Disagree	58 7%
Strongly Disagree	43 5%

790 respondents

13. I work on assignments that challenge me and/or take more than one class period to complete.

Strongly Agree	97 12%
Agree	251 32%
Neutral	371 47%
Disagree	37 5%
Strongly Disagree	33 4%

789 respondents

14. I complete meaningful homework to review what I learned in class and/or prepare for the next day's lesson.

Strongly Agree	75 10%
Agree	240 31%
Neutral	387 49%

Disagree	34 4%
Strongly Disagree	48 6%

784 respondents

15. I receive feedback about my work that helps me better understand what I'm learning.

Strongly Agree	74 9%
Agree	235 30%
Neutral	399 50%
Disagree	41 5%
Strongly Disagree	44 6%

793 respondents

16. I am provided opportunities to correct or improve my work.

Strongly Agree	78 10%
Agree	262 33%
Neutral	389 49%
Disagree	32 4%
Strongly Disagree	30 4%

791 respondents

17. I am provided opportunities to participate in class discussions and activities.

Strongly Agree	87 11%
Agree	271 34%

Neutral	382	48%
Disagree	3	2%
Strongly Disagree	3	4%

791 respondents

18. My teachers explain their expectations so I can be successful.

Strongly Agree	86	11%
Agree	244	31%
Neutral	399	50%
Disagree	6	3%
Strongly Disagree	37	5%

792 respondents

19. My teachers provide me with information about how well I am doing in school.

Strongly Agree	68	9%
Agree	231	29%
Neutral	407	51%
Disagree	42	5%
Strongly Disagree	43	5%

791 respondents

20. Teachers regularly post information online or send home a newsletter.

Strongly Agree	64	8%

Agree	172 22%
Neutral	432 55%
Disagree	70 9%
Strongly Disagree	54 7%

792 respondents

21. My teachers keep my family informed of my academic progress.

Strongly Agree	62 8%
Agree	161 20%
Neutral	442 56%
Disagree	79 10%
Strongly Disagree	48 6%

792 respondents

22. My school considers students' opinions when changing rules/policies and planning ways to improve the school.

Strongly Agree	55 7%
Agree	147 19%
Neutral	409 52%
Disagree	76 10%
Strongly Disagree	97 12%

784 respondents

23. My school shares information about school success with my community.

Strongly Agree	61 8%
Agree	187 24%
Neutral	445 56%
Disagree	56 7%
Strongly Disagree	42 5%

791 respondents

24. Our school uses different ways to communicate what is happening to parents and students.

Strongly Agree	69 9%
Agree	208 26%
Neutral	431 55%
Disagree	45 6%
Strongly Disagree	35 4%

788 respondents

25. My school focuses on Customer Service (greeting with a smile and responding to questions and concerns within one business day).

Strongly Agree	67 8%
Agree	141 18%
Neutral	448 57%
Disagree	71 9%
Strongly Disagree	64 8%

791 respondents

H. Section 7

1. What else would you like to tell us about your school?

Free form text answers are available in the exported CSV report