

# BCPS STUDENT (Grades 6-12) CUSTOMER SURVEY 2025

---

run on 09/24/2025





# BCPS STUDENT (Grades 6-12) CUSTOMER SURVEY 2025

run on 09/24/2025

Custom Survey

1 survey(s) 958 response(s)

## Report Filters

**School:**  
N/A

**Race:**  
N/A

**Grade:**  
N/A

**Gender:**  
N/A

**Ethnicity:**  
N/A

**Tag:**  
N/A

## BCPS STUDENT (Grades 6-12) CUSTOMER SURVEY 2025

### Demographics

Number of Responses | Percentages of Total Responses

#### 1. Gender

Male	415	44%
Female	506	53%
Prefer not to answer	9	3%

950 respondents

#### 2. Race

American Indian or Alaska Native	1	1%
Asian	70	8%
Black or African American	139	15%
Native Hawaiian or Other Pacific Islander	0	0%
White	483	53%

Multiracial 122 13%

Other 95 10%

918 respondents

### 3. Ethnicity

Hispanic 574 64%

Non-Hispanic or Latino 266 30%

Prefer not to answer 61 7%

901 respondents

### 4. Grade

Grade 6 0%

Grade 7 0%

Grade 9 319 33%

Grade 10 312 33%


Grade 11 194 20%

Grade 12 131 14%


958 respondents

## C. Section 2

### 1. I feel safe at my school.



### 2. I feel safe getting to and from my school.



3. \*Note: Remember, this survey is anonymous, please report any bullying concerns to a trusted adult at your school. The next 10 questions ask about bullying. Bullying is when 1 or more students tease, threaten, spread rumors about, hit, shove, or hurt another student over and over again. It is not bullying when 2 students of about the same strength or power argue, fight or tease each other in a friendly way. During the past 12 months, have you ever been bullied on school property?

Yes 101 11%

No 857 89%

958 respondents

4. The primary location on school property where I was bullied during the last 12 months was:

On the school bus 1%

In the classroom 8 3%

In the cafeteria 1%

In the hallway 1%

In the restroom 1%

Other school area 1 2%

Does not apply to me 862 90%

953 respondents

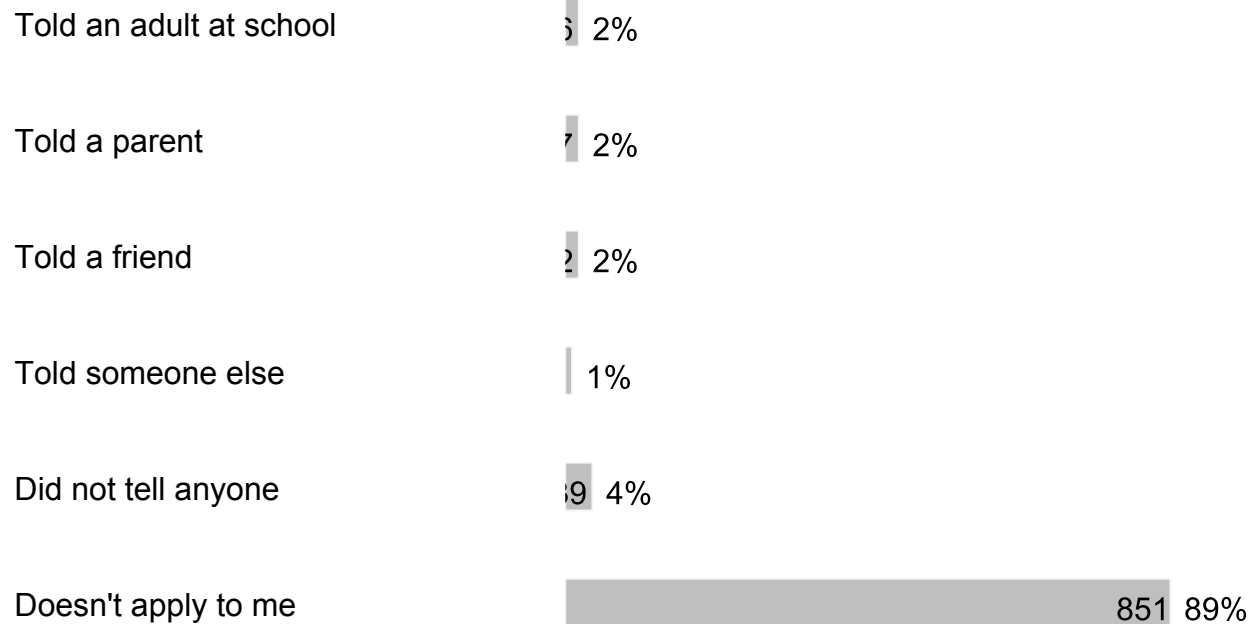
5. During the past 12 months, have you ever been electronically bullied? (Count being bullied through texting, Instagram, TikTok, Snapchat or other social media.)

Yes 69 7%

No 889 93%


958 respondents

**6. After I was bullied, I:**



958 respondents

**7. After I told an adult at school about being bullied, the bullying:**



958 respondents

**8. A teacher or another adult at school taught our class about what bullying is this school year.**

Yes 615 64%

No 343 36%

958 respondents

**9. I think bullying is wrong.**

Strongly Agree 507 53%

Agree 287 30%

Neutral 125 13%

Disagree 7 2%

Strongly Disagree 2 2%

958 respondents

**10. I know different ways to intervene or help if bullying were occurring or going to occur.**

Strongly Agree 241 25%

Agree 414 43%

Neutral 268 28%


Disagree 3 2%

Strongly Disagree 7 2%

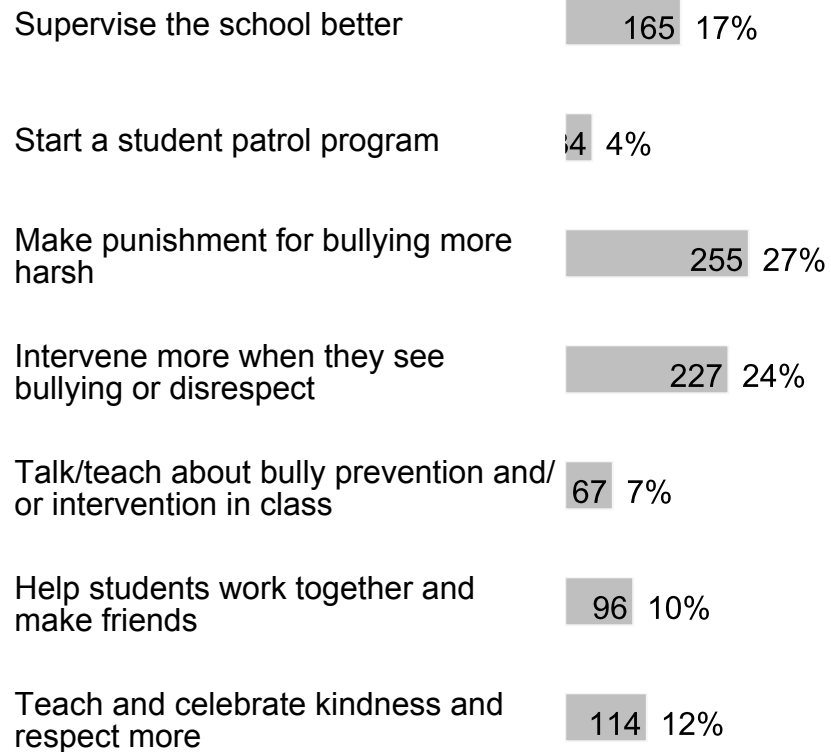
958 respondents

**11. I would intervene or help if another student was being bullied.**

Strongly Agree 221 23%

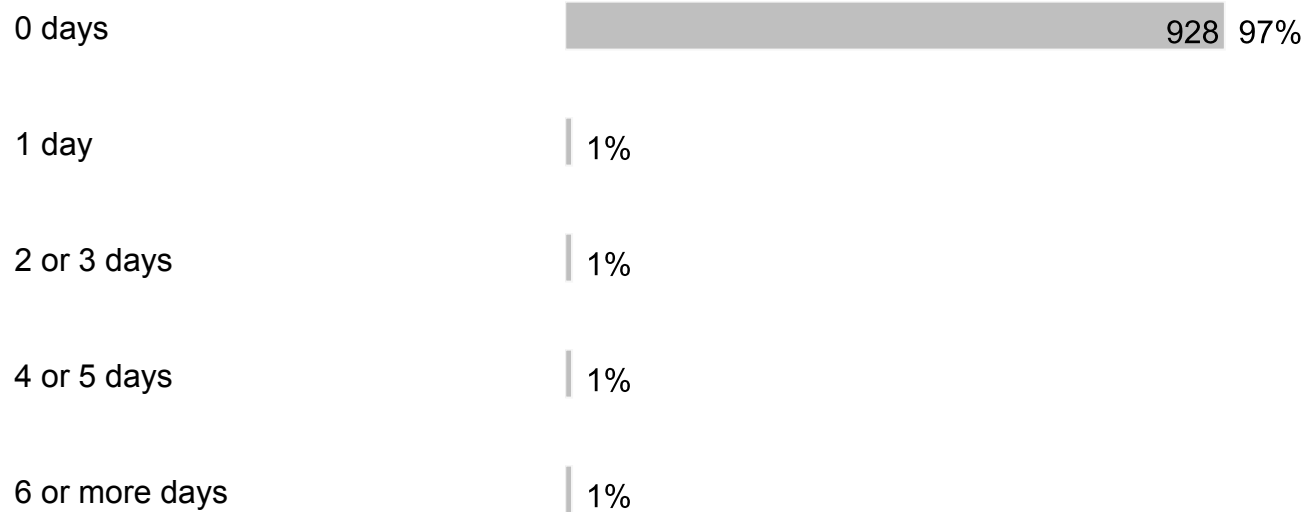


**12. What can adults do to help stop bullying at school?**



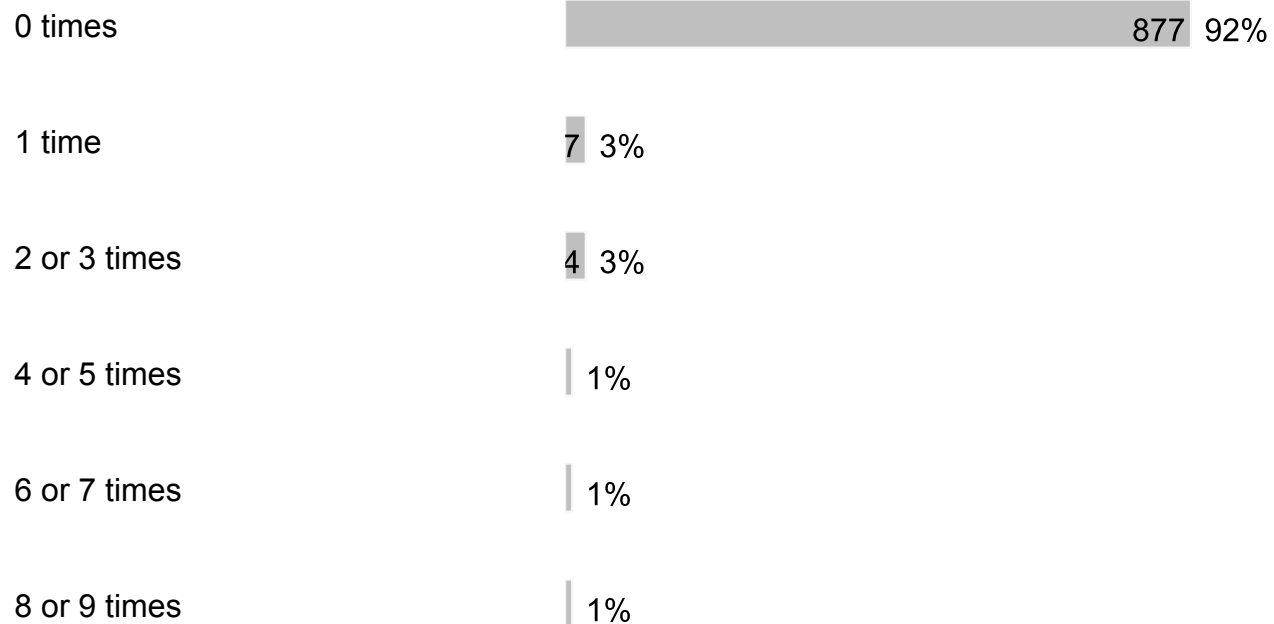
958 respondents

**13. During the past 30 days, how many days did you carry a weapon such as a gun, knife or club on school property?**



958 respondents

**14. During the past 30 days, how many times have you been threatened by another student at school?**



10 or 11 times 0%

12 or more times 1%

958 respondents

**15. During the past 12 months, how many times were you in a physical fight on school property?**

0 times 909 95%

1 time 1%

2 or 3 times 1%

4 or 5 times 1%

6 or 7 times 1%

8 or 9 times 1%

10 or 11 times 0%

12 or more times 0%

956 respondents

**16. During the past 12 months, how many times did someone you were dating or going out with physically hurt you on purpose? (Count such things as being hit, slammed into something or injured with an object or weapon.)**

I did not date or go out with anyone during the past 12 months 561 59%

0 times 347 36%

1 time 3 2%

2 or 3 times 3 2%

4 or 5 times 0%

6 or more times 1 1%

958 respondents

**17.** During the past 30 days, how many days did you have at least one drink of alcohol? (Alcohol includes drinking beer, wine, flavored alcoholic beverages and liquor such as rum, gin, vodka, whiskey, etc.) For the purpose of this question, drinking alcohol does not include drinking a few sips of wine for religious purposes.

0 days 874 91%

1 or 2 days 7 3%

3 or 5 days 3 2%

6 to 9 days 1 1%

10 to 19 days 1 1%

20 to 29 days 0%

All 30 days 1%

958 respondents

**18.** During the past 30 days, how many days did you use an electronic vapor product? (Electronic vapor products include JUUL, SMOK, Suorin, Vuse, blu e-cigarettes, vapes, vape pens, e-cigars, e-hookahs, hookah pens, mods, etc.)

0 days 910 95%

1 or 2 days 1%

3 or 5 days 1%

6 to 9 days 1%

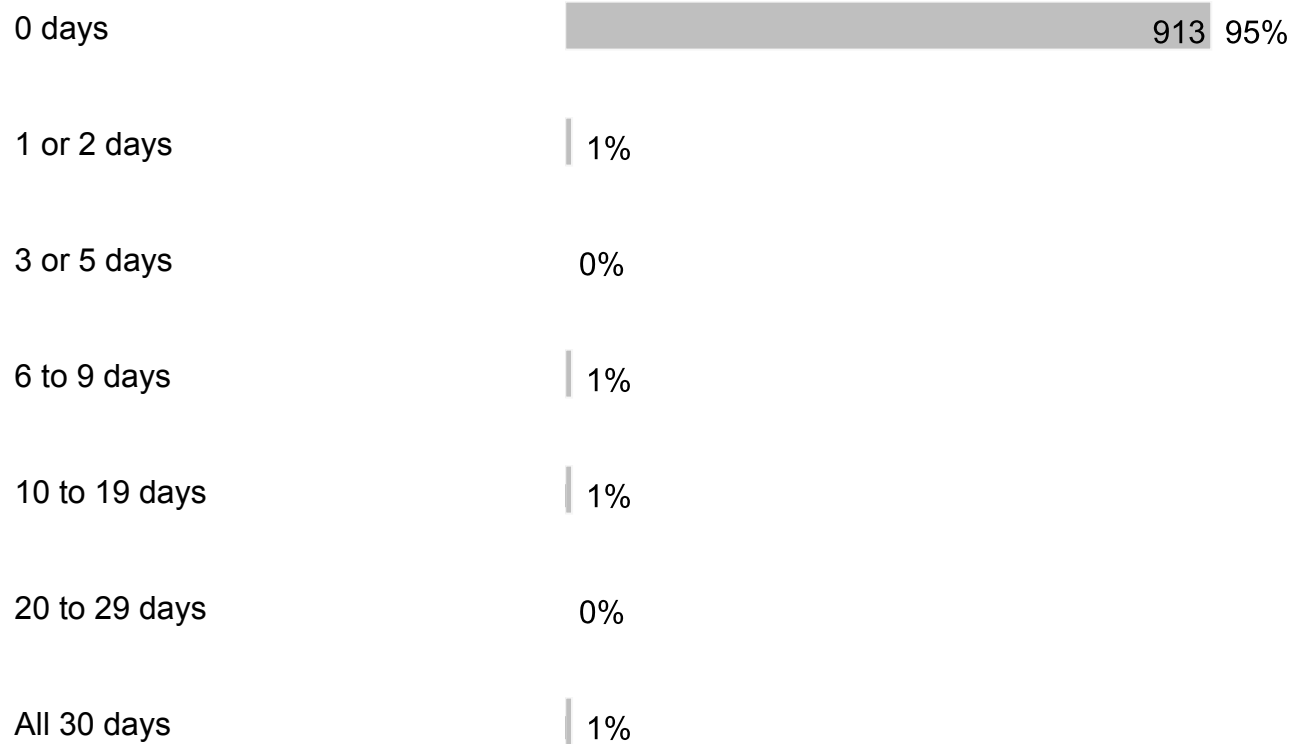
10 to 19 days 1%

20 to 29 days 1%

All 30 days 1%

958 respondents

**19.** During the past 30 days, how many days did you use marijuana (also called pot or weed)? Do not count CBD-only or hemp products, which come from the same plant as marijuana, but do not cause a high when used alone.




958 respondents

**20.** During the school year, I participated in alcohol, other drug or tobacco prevention activities or lessons.



958 respondents

**21.** I believe drinking alcohol is bad for your brain.



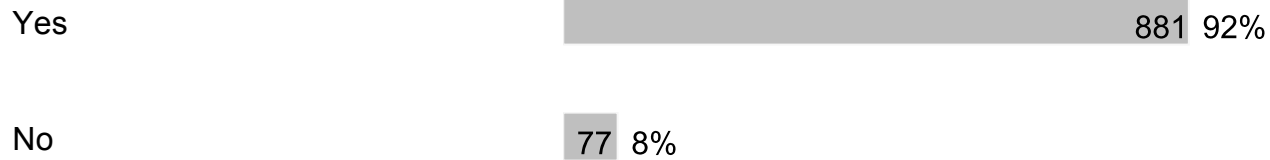
958 respondents

**22. In your opinion, what percentage of Broward County students in grades 6 - 12 choose not to drink alcohol?**



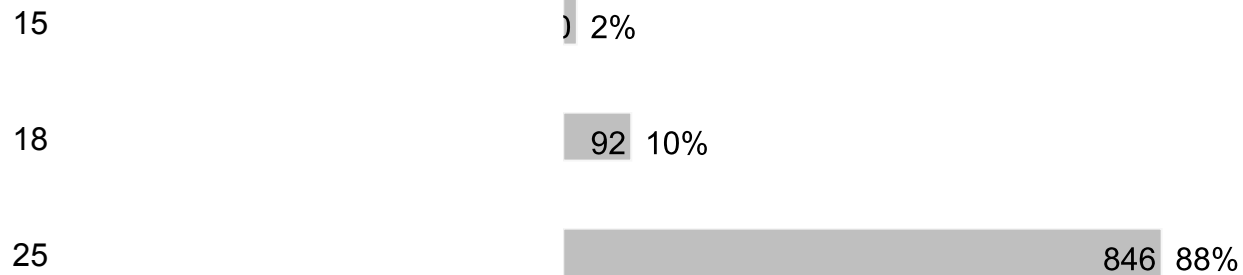
958 respondents

**23. I believe using drugs are bad for your health.**




958 respondents

**24. At what age is a human brain fully developed?**



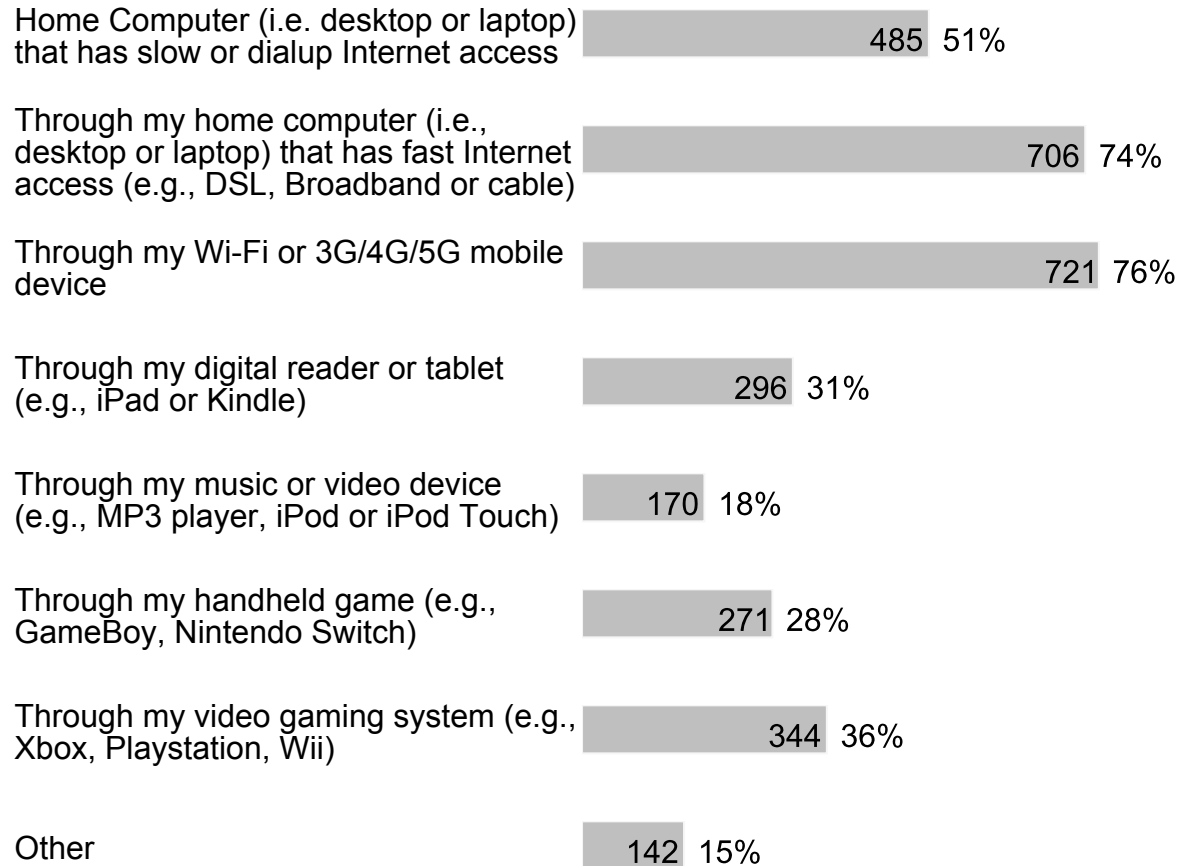
958 respondents

**25. My school is clean and well-maintained.**



## D. Section 3

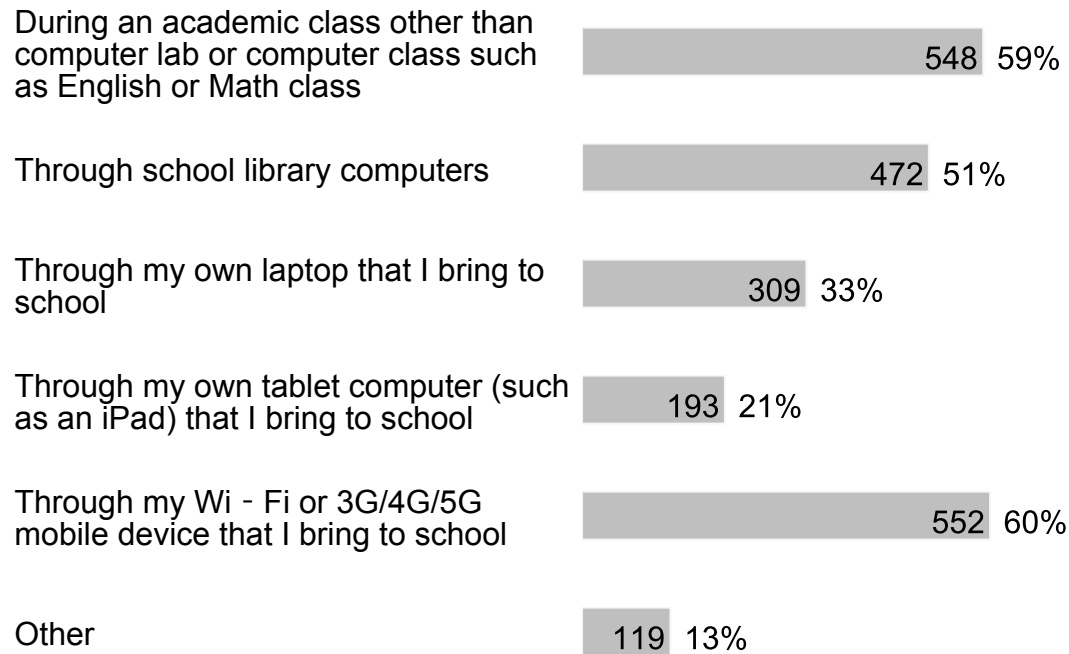
1. During a typical week, I have access to the internet at home in the following ways (check all that apply):



954 respondents

2. During a typical school day, I have access to the internet at school in the following ways (check all that apply):

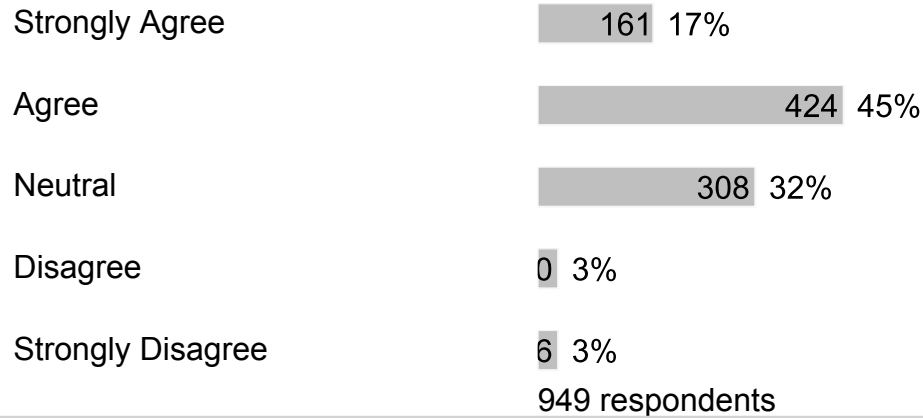




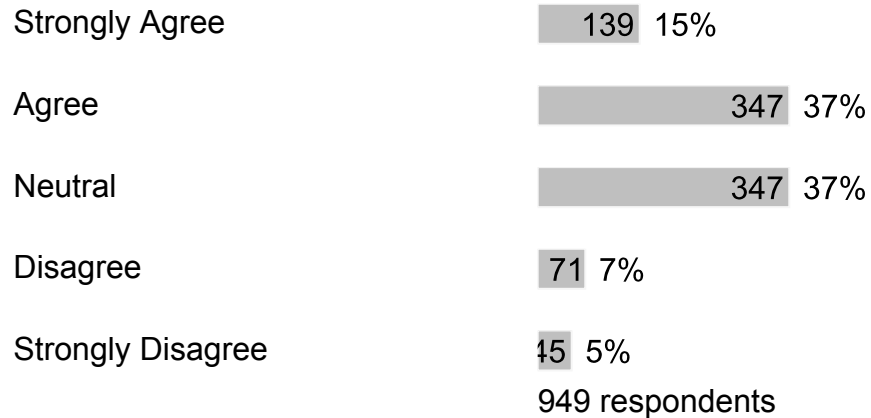
925 respondents

## E. Section 4

### 1. My school provides sufficient material resources (books, supplies, technology, etc.) to meet my needs.




### 2. I would recommend my school to my friends.



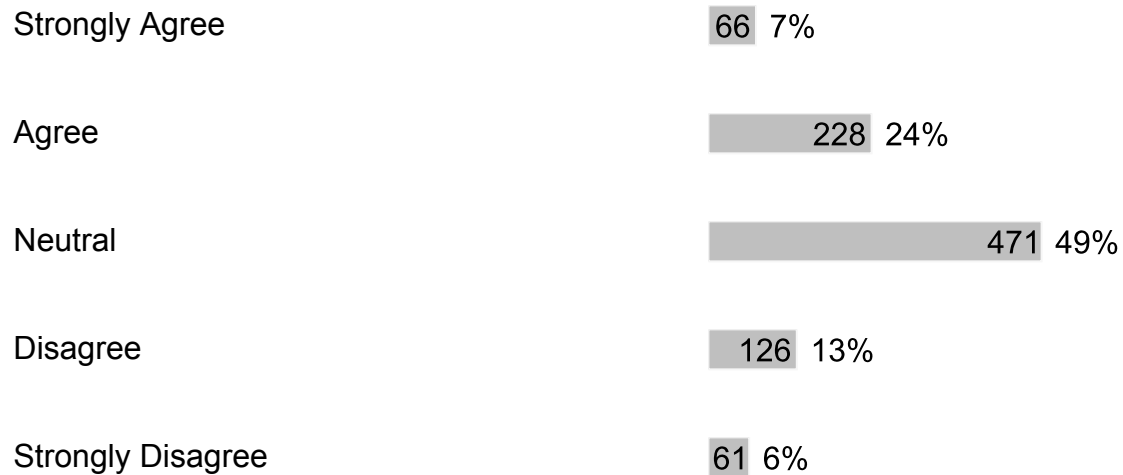
## F. Section 5

### 1. If I have a problem, I know who I can go to for help.



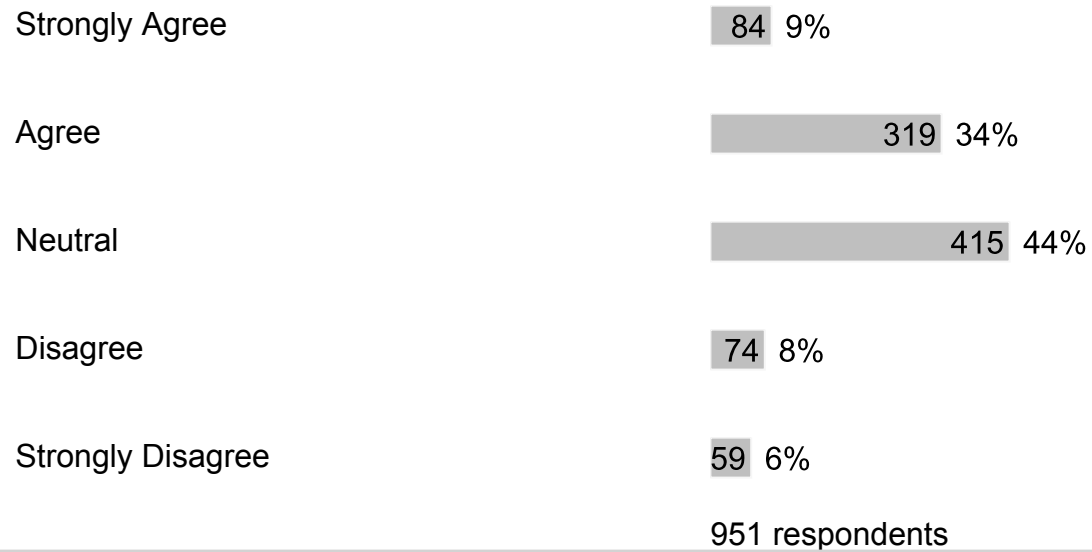
954 respondents

### 2. In my school, students treat adults with respect.

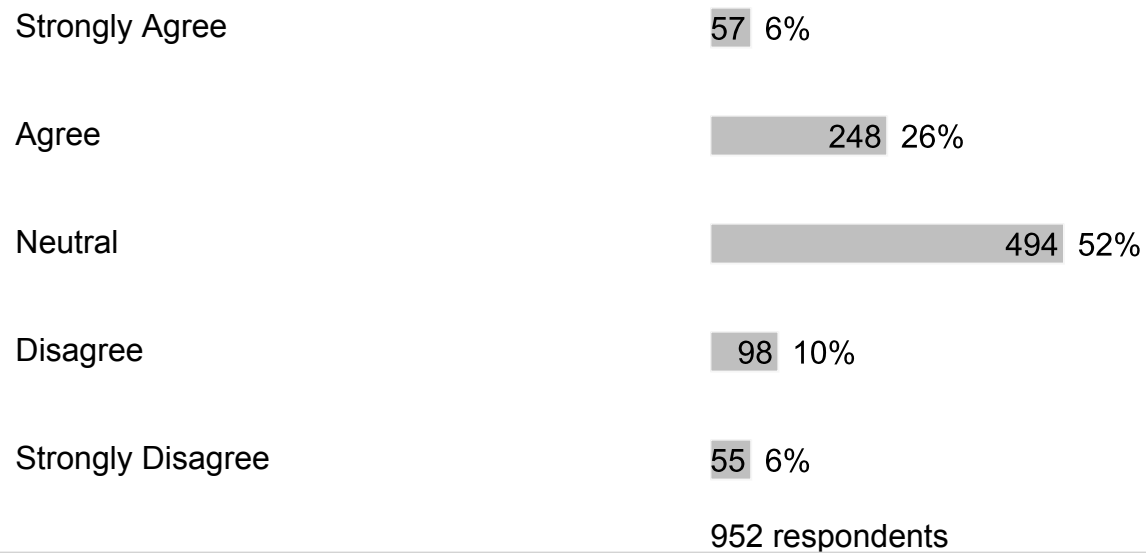


952 respondents

**3. In my school, adults treat students with respect.**



**4. In my school, students treat each other with respect.**



**5. My school provides me the support that I need.**

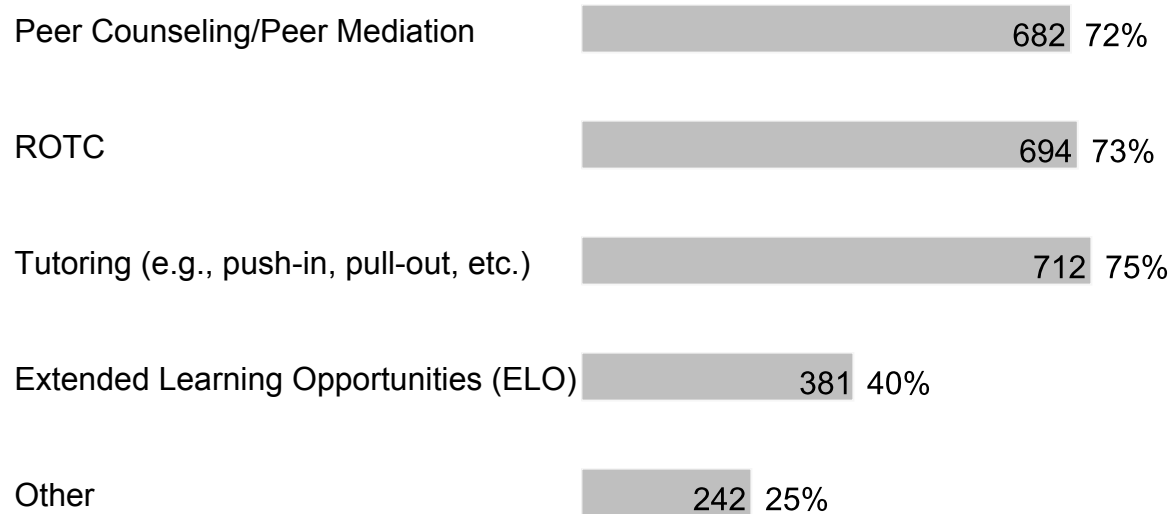


Agree	373	39%
Neutral	374	39%
Disagree	58	6%
Strongly Disagree	5	4%

947 respondents

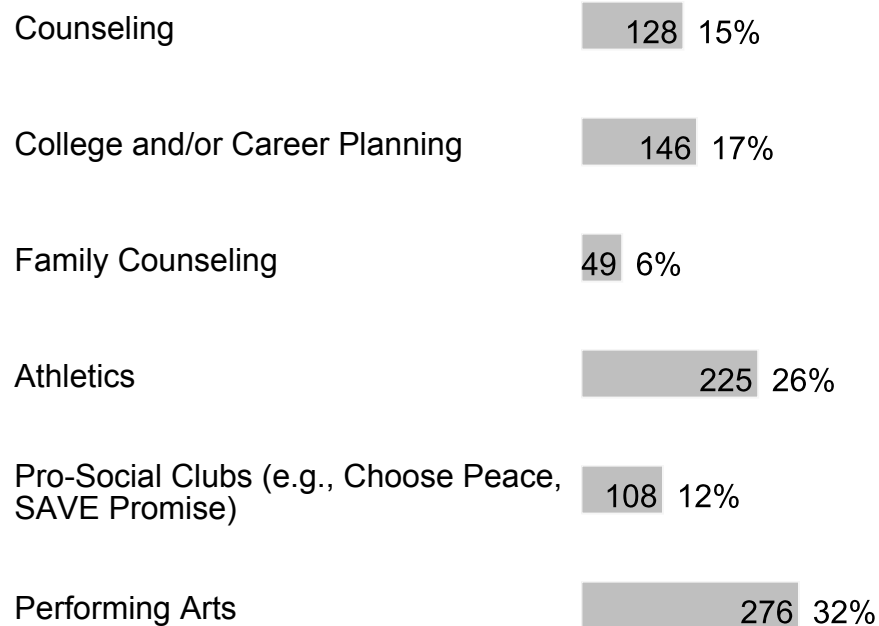
**6. At my school, the following programs/services are available (check all that apply):**

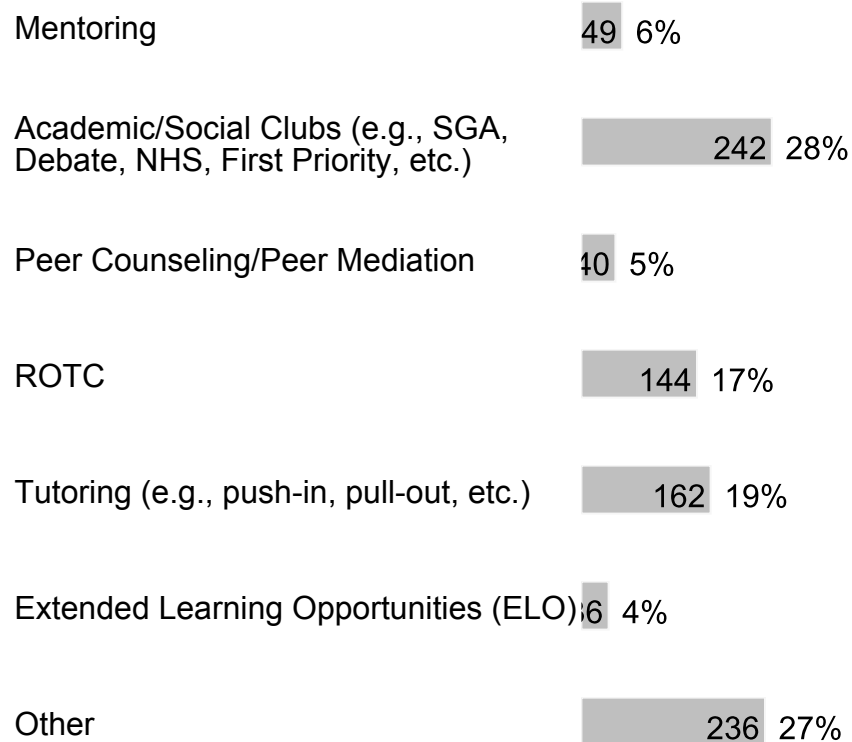
Counseling	783	82%
College and/or Career Planning	736	77%
Family Counseling	485	51%
Athletics	761	80%
Pro-Social Clubs (e.g., Choose Peace, SAVE Promise)	555	58%
Performing Arts	740	78%
Mentoring	438	46%
Academic/Social Clubs (e.g., SGA, Debate, NHS, First Priority, etc.)	688	72%



951 respondents

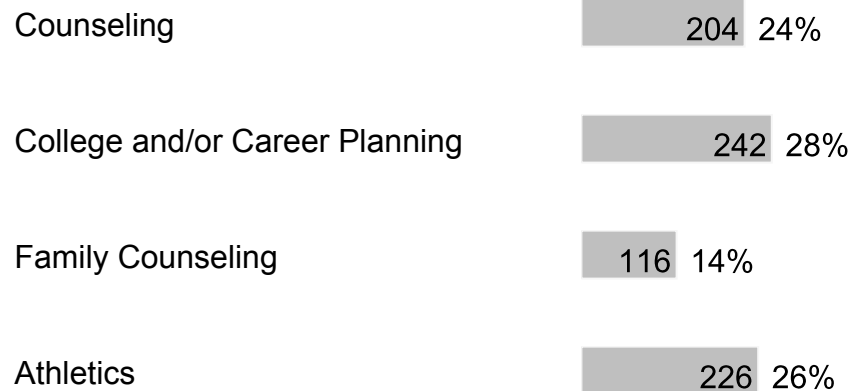
7. At my school, I participate in the following programs/services (check all that apply):

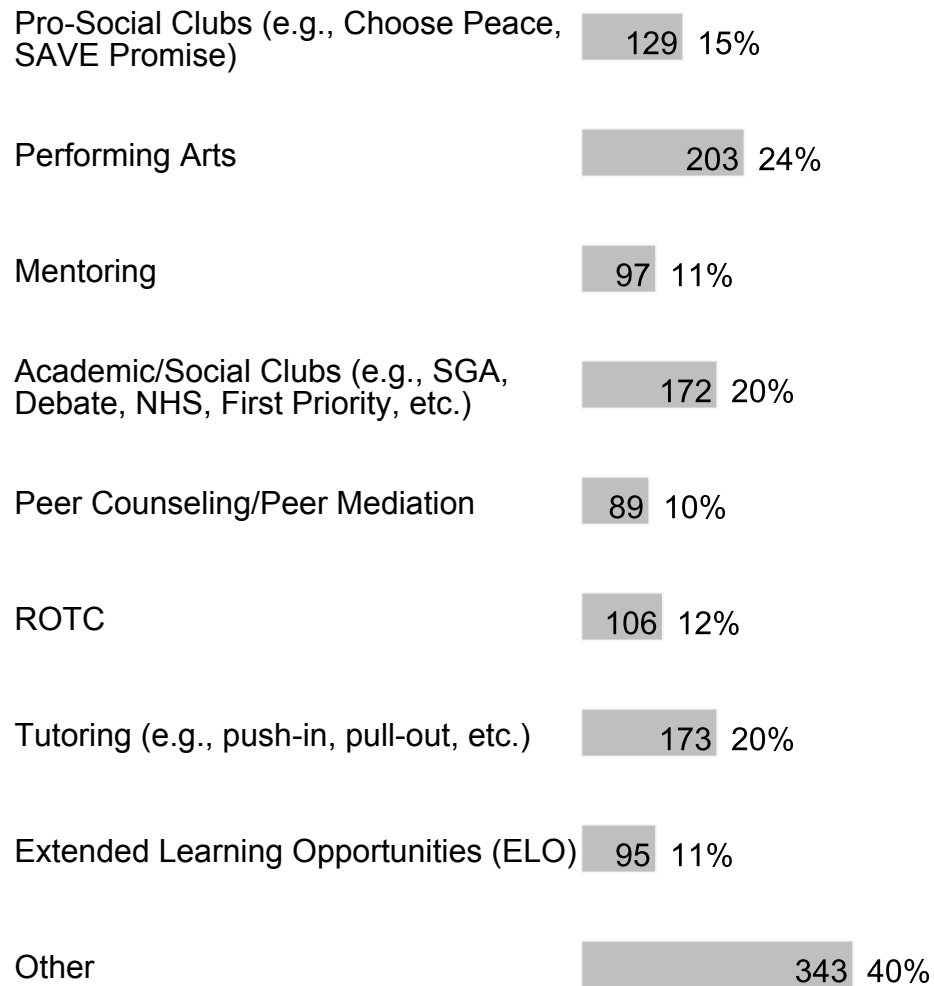




871 respondents

**8. These are the programs/services at my school that I value most or would value if they were available at my school (check all that apply):**





857 respondents

**9. I am friends with other students at this school.**

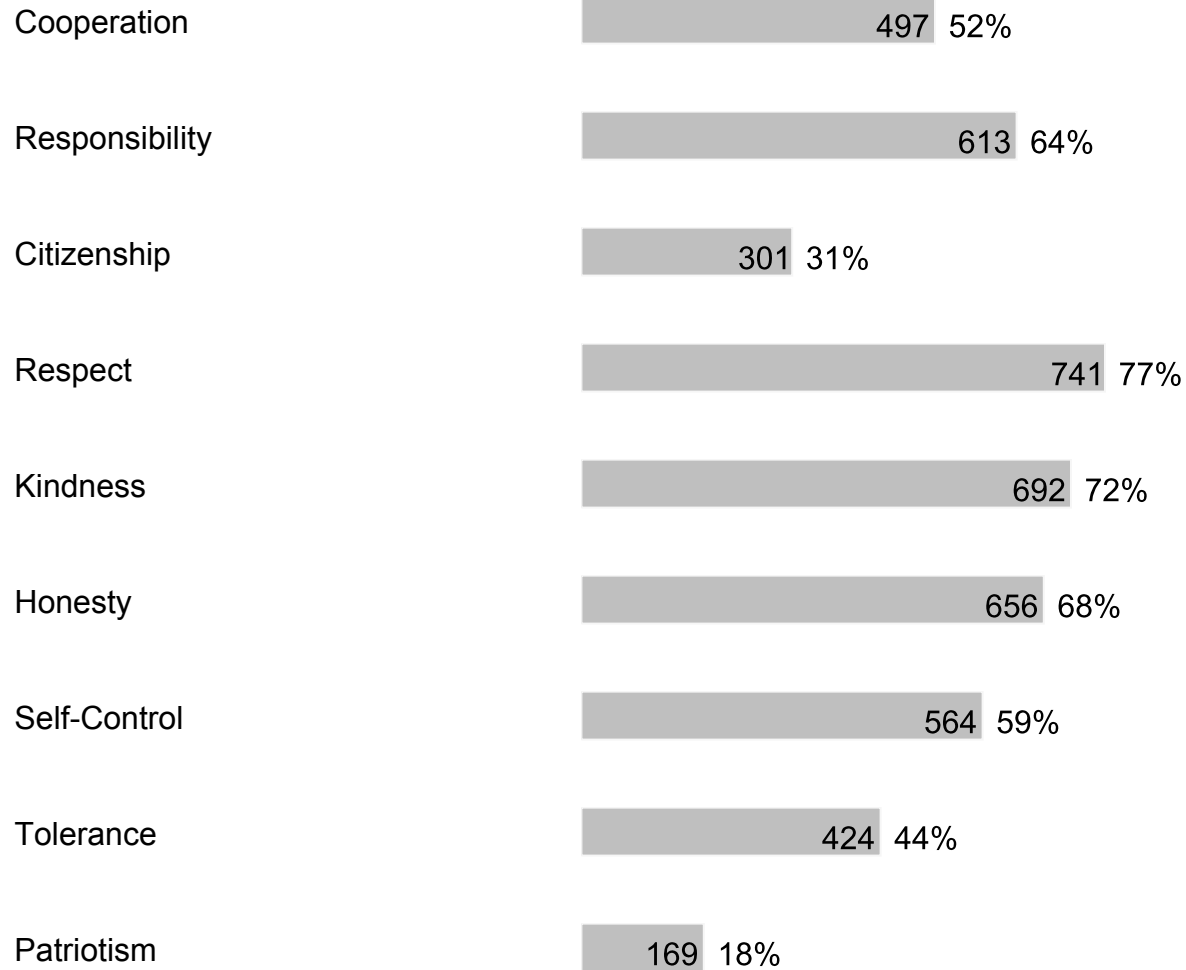


Disagree 2%

Strongly Disagree 2%

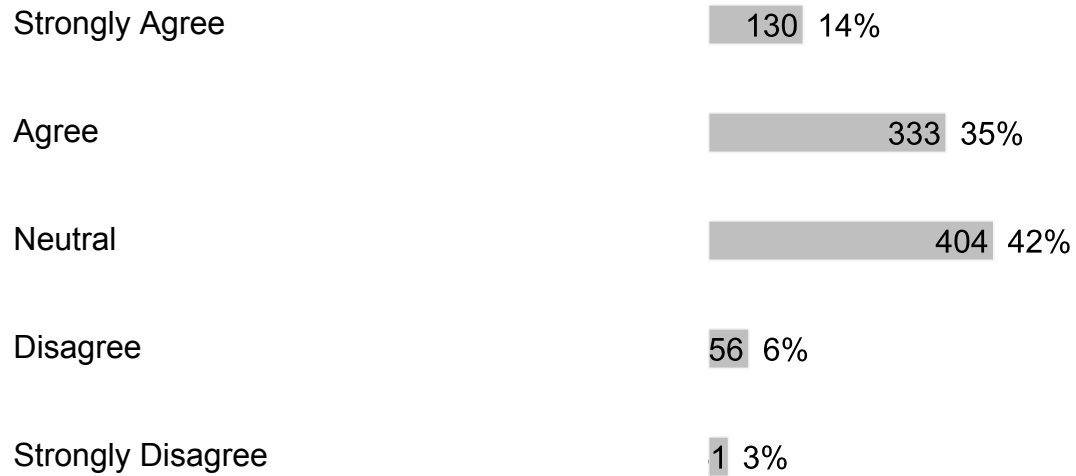
958 respondents

**10. Which character traits do you value the most in yourself and others? (check all that apply)**




958 respondents

**11. I receive acknowledgement and/or praise for my strengths or accomplishments by adults at my school.**



954 respondents

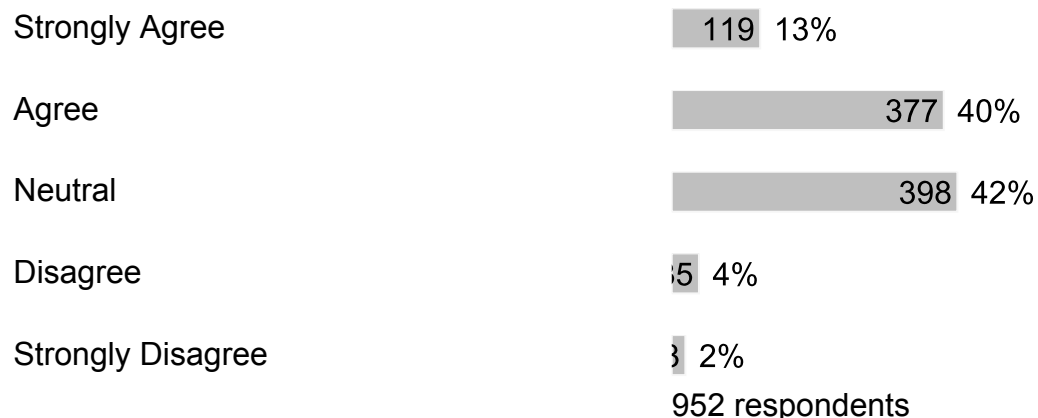
**12. I enjoy eating food prepared by the cafeteria.**



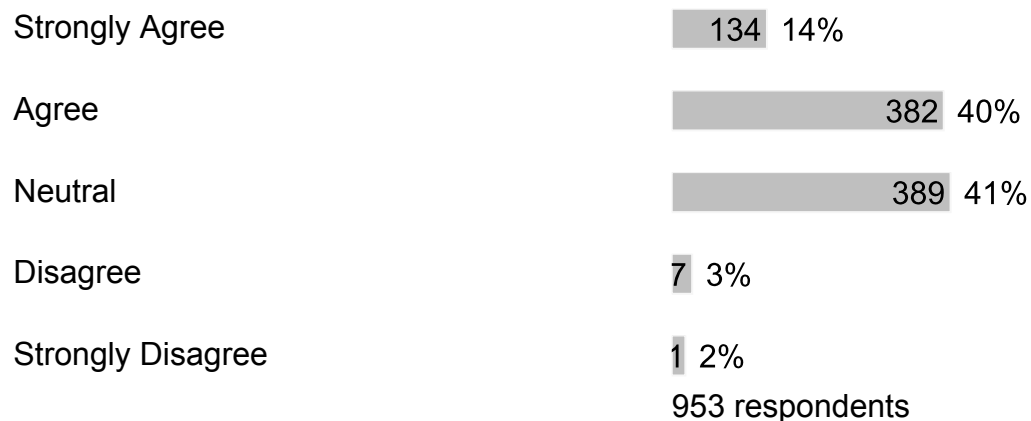
958 respondents

## G. Section 6

1. In my school, a high-quality education is offered.



2. My school provides me with challenging curriculum, uses a variety of teaching methods and learning experiences to develop the skills I need to succeed.

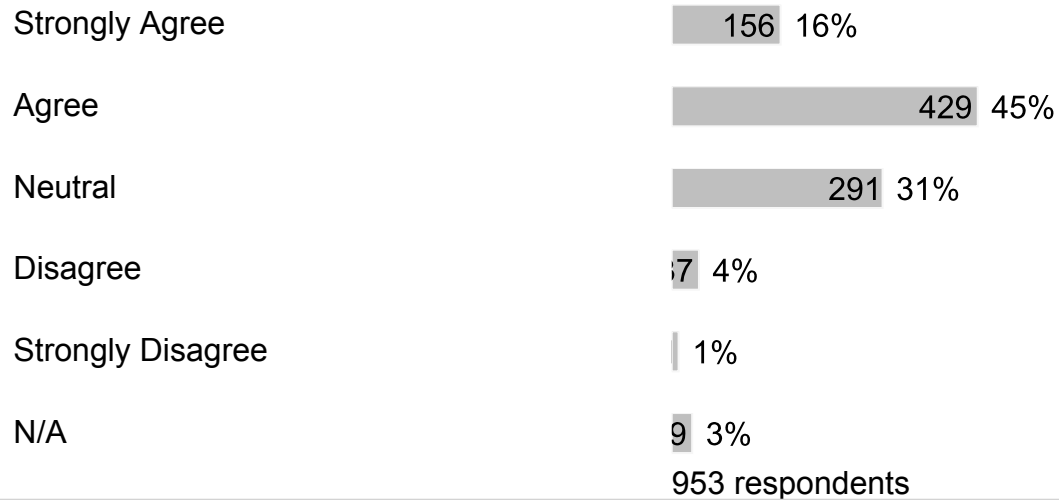


3. My school motivates me to set academic goals and learn new things.

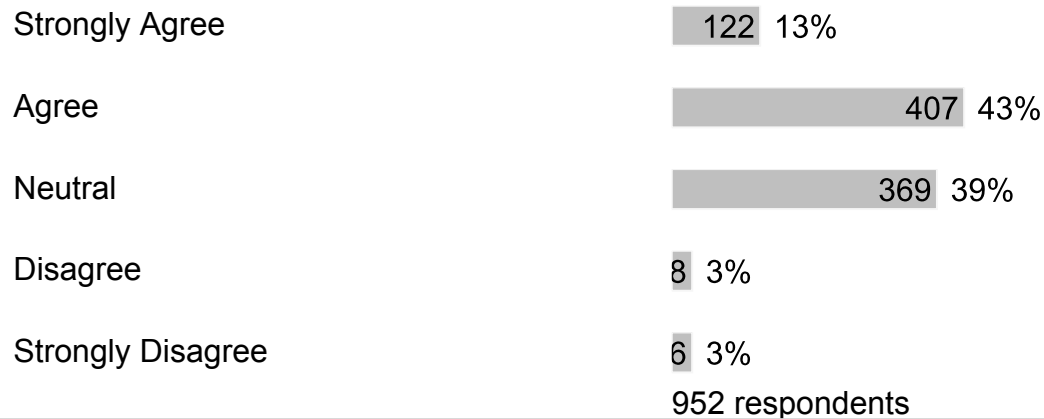





**4. My teachers use tests, projects, presentations, and portfolios to assess my understanding of what was taught.**




**5. My school prepares me for success in the next school year.**




**6. Lessons and materials in our school prepare us to be effective users of media and technology.**



**7. In class, students spend considerable amounts of time actively engaged in learning (such as solving problems, discussing ideas, creating their own work, reading, writing, speaking and researching).**




**8. My teachers effectively engage students in the classroom and encourage creative thinking.**




950 respondents

**9. There are few distractions during class.**



950 respondents

**10. Students are encouraged to work in groups regularly.**



951 respondents

**11. Teachers are generally fair when it comes to grading student work.**



Strongly Disagree 8 4%  
953 respondents

**12. I give class presentations or share my work with classmates.**

Strongly Agree 96 10%  
Agree 360 38%  
Neutral 417 44%  
Disagree 57 6%  
Strongly Disagree 4 3%  
954 respondents

**13. I work on assignments that challenge me and/or take more than one class period to complete.**

Strongly Agree 152 16%  
Agree 380 40%  
Neutral 385 40%  
Disagree 5 2%  
Strongly Disagree 1 2%  
953 respondents

**14. I complete meaningful homework to review what I learned in class and/or prepare for the next day's lesson.**

Strongly Agree 115 12%  
Agree 369 39%  
Neutral 398 42%

Disagree 5 4%

Strongly Disagree 4 4%

951 respondents

**15. I receive feedback about my work that helps me better understand what I'm learning.**

Strongly Agree 98 10%

Agree 332 35%

Neutral 410 43%

Disagree 75 8%

Strongly Disagree 6 4%

951 respondents

**16. I am provided opportunities to correct or improve my work.**

Strongly Agree 100 11%

Agree 337 36%

Neutral 406 43%

Disagree 64 7%

Strongly Disagree 11 4%

948 respondents


**17. I am provided opportunities to participate in class discussions and activities.**

Strongly Agree 122 13%

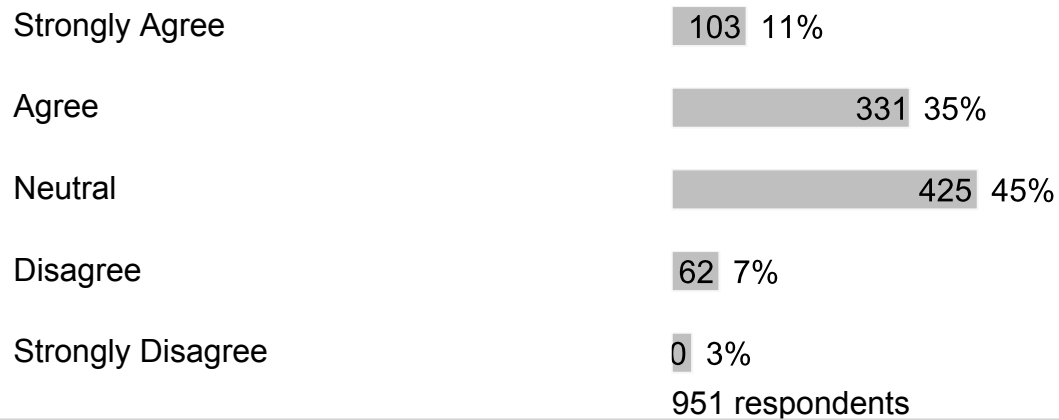
Agree 419 44%



**18. My teachers explain their expectations so I can be successful.**




**19. My teachers provide me with information about how well I am doing in school.**




**20. Teachers regularly post information online or send home a newsletter.**







**21. My teachers keep my family informed of my academic progress.**




**22. My school considers students' opinions when changing rules/policies and planning ways to improve the school.**




**23. My school shares information about school success with my community.**



**24. Our school uses different ways to communicate what is happening to parents and students.**



**25. My school focuses on Customer Service (greeting with a smile and responding to questions and concerns within one business day).**



950 respondents

## H. Section 7

1. What else would you like to tell us about your school?

Free form text answers are available in the exported CSV report