

# BCPS STUDENT (Grades 6-12) CUSTOMER SURVEY 2025

---

run on 09/23/2025



surveys



# BCPS STUDENT (Grades 6-12) CUSTOMER SURVEY 2025

run on 09/23/2025

Custom Survey

1 survey(s) 1159 response(s)

## Report Filters

**School:**  
N/A

**Race:**  
N/A

**Grade:**  
N/A

**Gender:**  
N/A

**Ethnicity:**  
N/A

**Tag:**  
N/A

## BCPS STUDENT (Grades 6-12) CUSTOMER SURVEY 2025

### Demographics

Number of Responses | Percentages of Total Responses

#### 1. Gender

Male	569	49%
Female	548	48%
Prefer not to answer	4	3%

1151 respondents

#### 2. Race

American Indian or Alaska Native	0	3%
Asian	84	8%
Black or African American	90	8%
Native Hawaiian or Other Pacific Islander	0	0%
White	681	61%

Multiracial 92 8%

Other 138 12%

1117 respondents

### 3. Ethnicity

Hispanic 285 27%

Non-Hispanic or Latino 532 51%

Prefer not to answer 223 21%

1040 respondents

### 4. Grade

Grade 6 422 36%

Grade 7 296 26%

Grade 8 429 37%

Grade 9 0%

Grade 10 0%


Grade 11 0%

Grade 12 0%

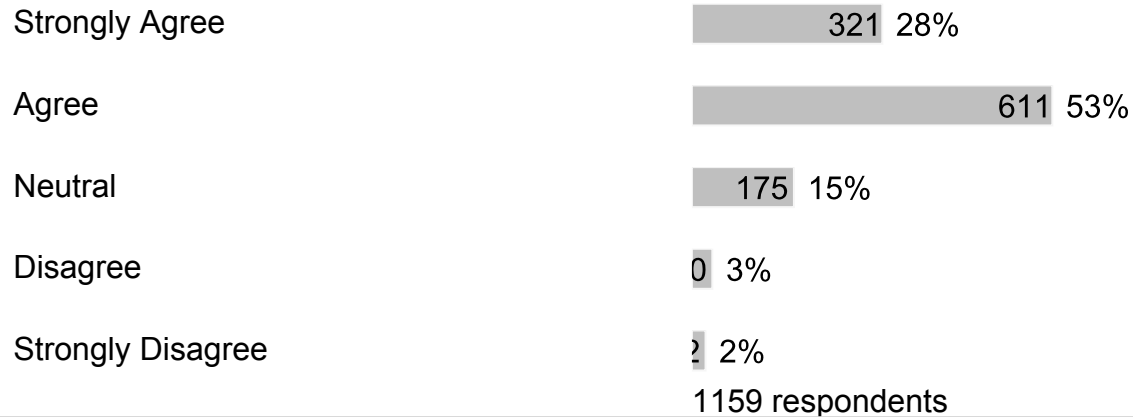
1159 respondents

## C. Section 2

### 1. I feel safe at my school.



### 2. I feel safe getting to and from my school.



3. \*Note: Remember, this survey is anonymous, please report any bullying concerns to a trusted adult at your school. The next 10 questions ask about bullying. Bullying is when 1 or more students tease, threaten, spread rumors about, hit, shove, or hurt another student over and over again. It is not bullying when 2 students of about the same strength or power argue, fight or tease each other in a friendly way. During the past 12 months, have you ever been bullied on school property?

Yes	220	19%
-----	-----	-----

No 939 81%

1159 respondents

4. The primary location on school property where I was bullied during the last 12 months was:

On the school bus 1%

In the classroom 74 6%

In the cafeteria 7 2%

In the hallway 32 5%

In the restroom 1%

Other school area 3 3%

Does not apply to me 934 81%

1156 respondents

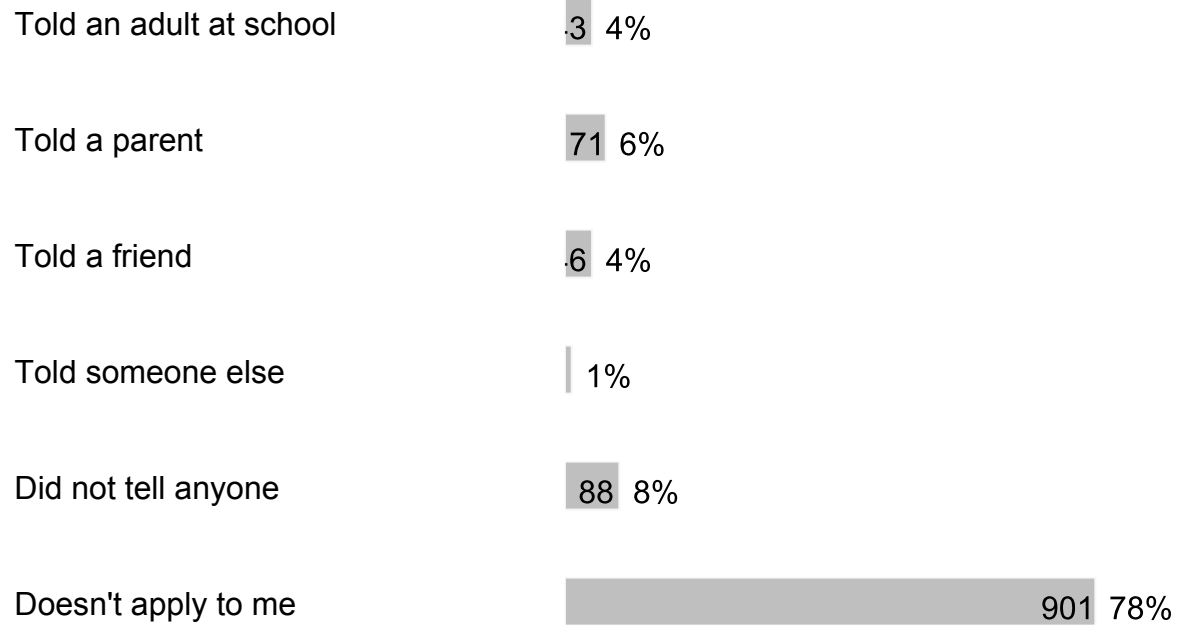
5. During the past 12 months, have you ever been electronically bullied? (Count being bullied through texting, Instagram, TikTok, Snapchat or other social media.)

Yes 120 10%

No 1,039 90%

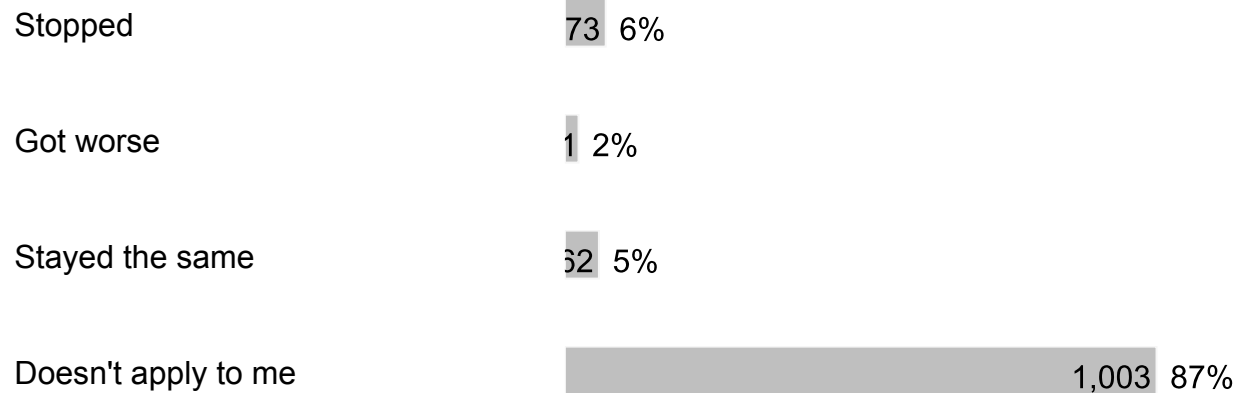
1159 respondents

**6. After I was bullied, I:**



1159 respondents

**7. After I told an adult at school about being bullied, the bullying:**



1159 respondents

**8. A teacher or another adult at school taught our class about what bullying is this school year.**

Yes 1,059 91%

No 100 9%

1159 respondents

9. I think bullying is wrong.

Strongly Agree 799 69%

Agree 273 24%

Neutral 2 4%

Disagree 1 1%

Strongly Disagree 7 2%

1159 respondents

10. I know different ways to intervene or help if bullying were occurring or going to occur.

Strongly Agree 294 25%

Agree 510 44%

Neutral 287 25%

Disagree 5 4%

Strongly Disagree 3 2%

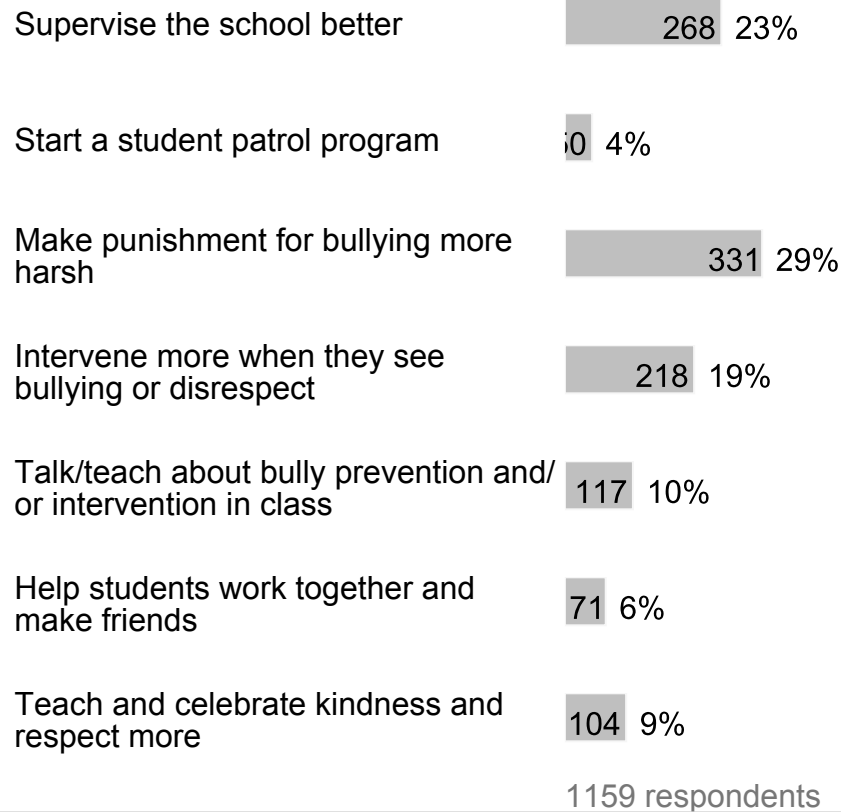
1159 respondents

11. I would intervene or help if another student was being bullied.

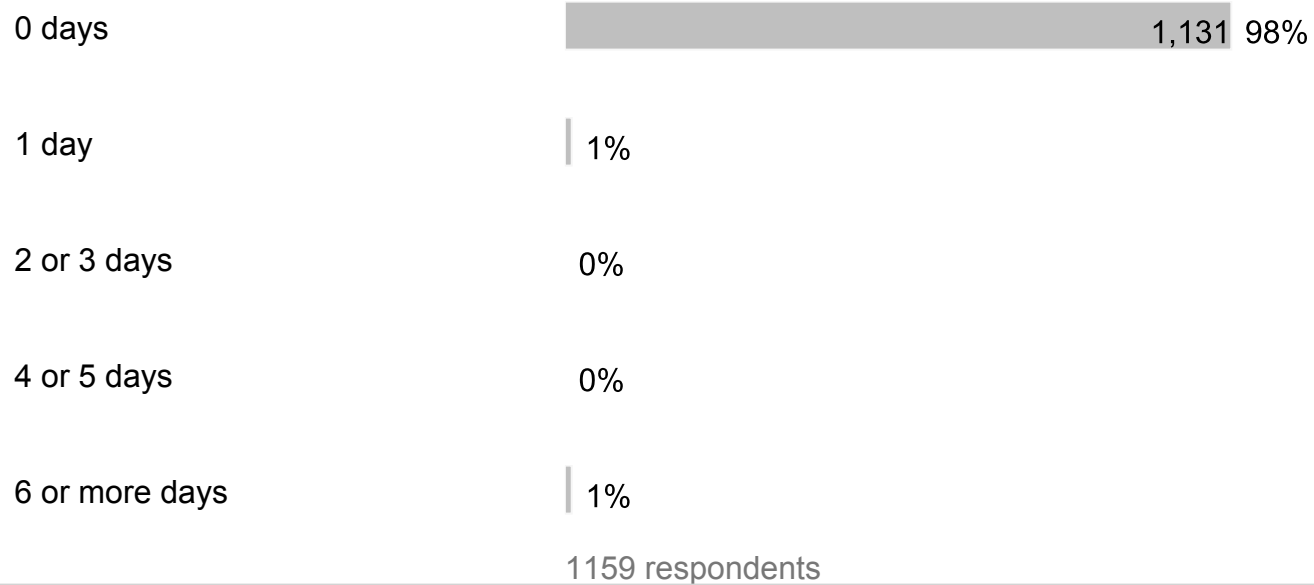
Strongly Agree 282 24%



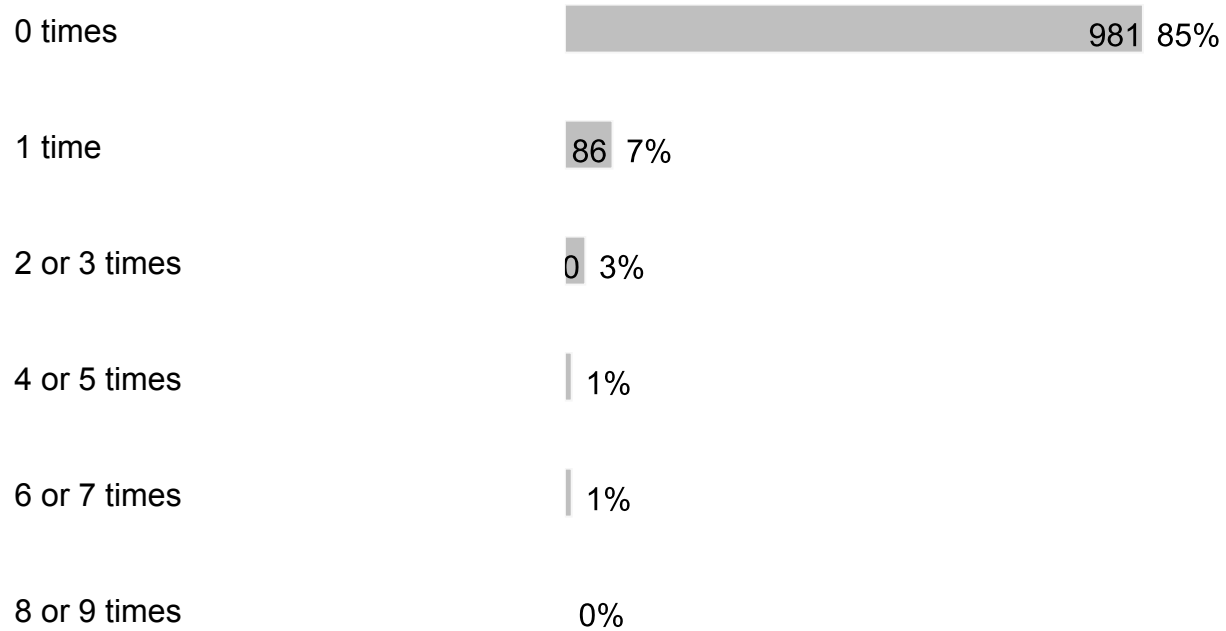
**12. What can adults do to help stop bullying at school?**



**13. During the past 30 days, how many days did you carry a weapon such as a gun, knife or club on school property?**



**14. During the past 30 days, how many times have you been threatened by another student at school?**



10 or 11 times 0%

12 or more times 3 2%

1159 respondents

**15. During the past 12 months, how many times were you in a physical fight on school property?**

0 times 1,066 92%

1 time .7 4%

2 or 3 times 1 2%

4 or 5 times | 1%

6 or 7 times 0%

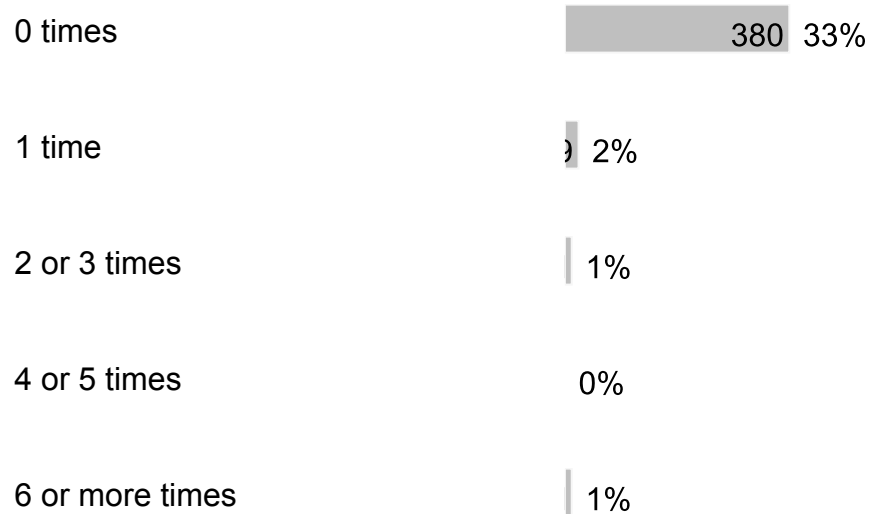
8 or 9 times 0%

12 or more times | 1%

1156 respondents

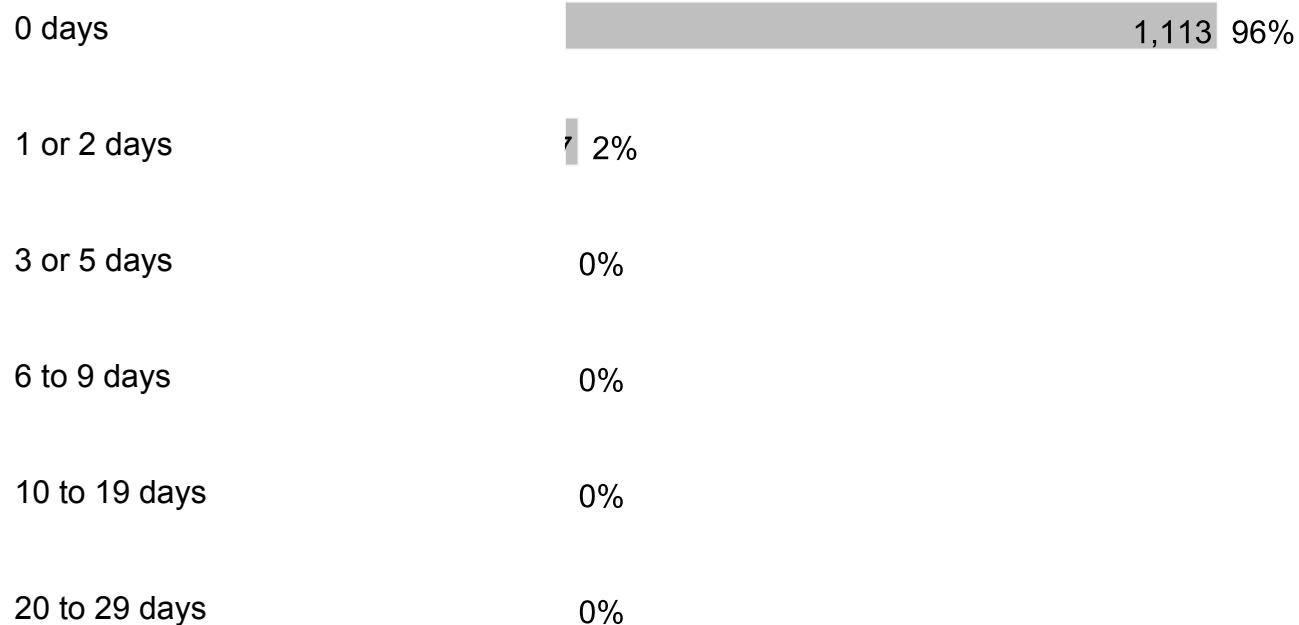
**16. During the past 12 months, how many times did someone you were dating or going out with physically hurt you on purpose? (Count such things as being hit, slammed into something or injured with an object or weapon.)**

I did not date or go out with anyone during the past 12 months 734 63%



1159 respondents

17. During the past 30 days, how many days did you have at least one drink of alcohol? (Alcohol includes drinking beer, wine, flavored alcoholic beverages and liquor such as rum, gin, vodka, whiskey, etc.) For the purpose of this question, drinking alcohol does not include drinking a few sips of wine for religious purposes.



All 30 days

1%

1159 respondents

**18.** During the past 30 days, how many days did you use an electronic vapor product? (Electronic vapor products include JUUL, SMOK, Suorin, Vuse, blu e-cigarettes, vapes, vape pens, e-cigars, e-hookahs, hookah pens, mods, etc.)

0 days

1,130 97%

1 or 2 days

1%

3 or 5 days

0%

6 to 9 days

0%

10 to 19 days

0%

All 30 days

1%

1159 respondents

**19.** During the past 30 days, how many days did you use marijuana (also called pot or weed)? Do not count CBD-only or hemp products, which come from the same plant as marijuana, but do not cause a high when used alone.

0 days

1,136 98%

1 or 2 days

0%

3 or 5 days	0%
10 to 19 days	0%
20 to 29 days	0%
All 30 days	1%

1159 respondents

**20. During the school year, I participated in alcohol, other drug or tobacco prevention activities or lessons.**

Yes	592	51%
No	567	49%

1159 respondents

**21. I believe drinking alcohol is bad for your brain.**

Yes	1,034	89%
No	125	11%

1159 respondents

**22. In your opinion, what percentage of Broward County students in grades 6 - 12 choose not to drink alcohol?**

25%	178	15%
-----	-----	-----

50% 276 24%

75% 355 31%

Over 80% 350 30%

1159 respondents

**23. I believe using drugs are bad for your health.**

Yes 1,111 96%

No 8 4%

1159 respondents

**24. At what age is a human brain fully developed?**

15 1 2%

18 201 17%

25 934 81%

1159 respondents

**25. My school is clean and well-maintained.**

Strongly Agree 82 7%

Agree 257 22%

Neutral 413 36%

Disagree

218 19%

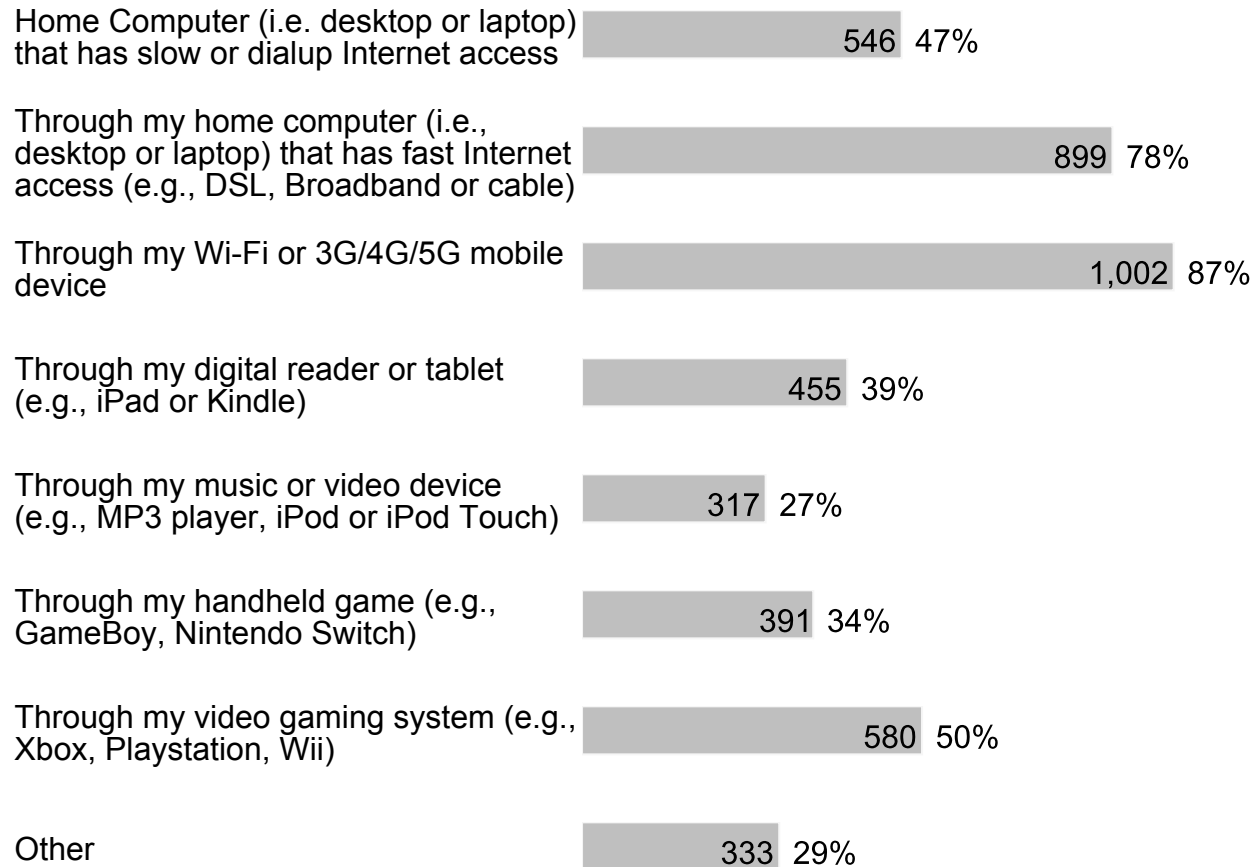
Strongly Disagree

189 16%

1159 respondents

## D. Section 3

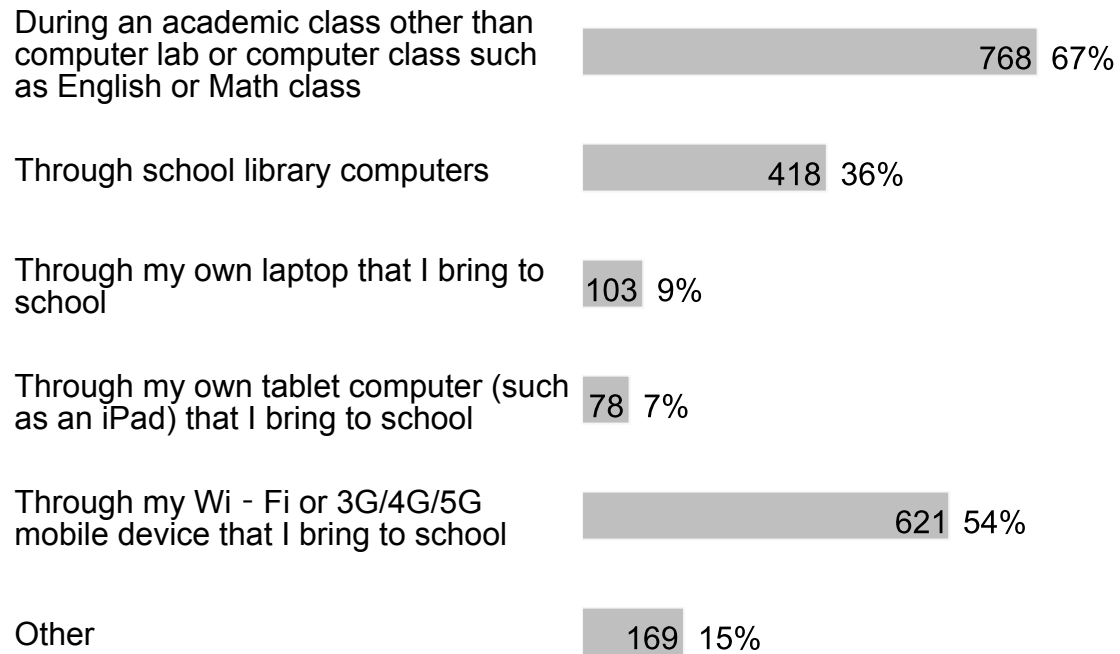
1. During a typical week, I have access to the internet at home in the following ways (check all that apply):



1156 respondents

2. During a typical school day, I have access to the internet at school in the following ways (check all that apply):

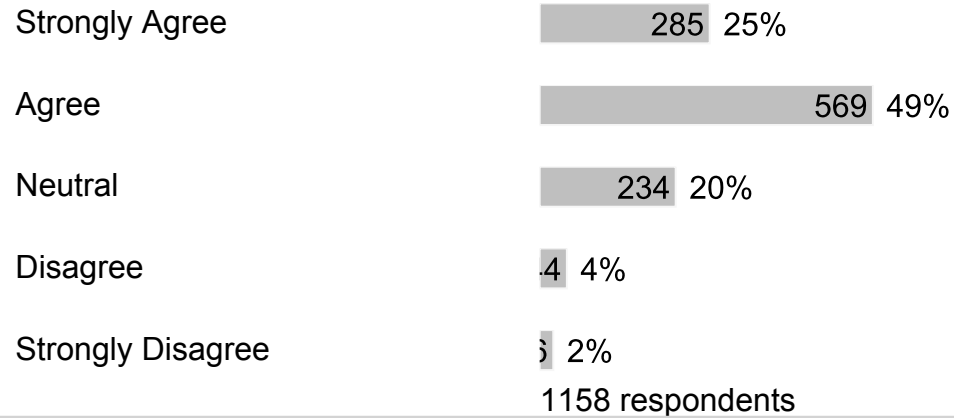





1149 respondents

## E. Section 4

### 1. My school provides sufficient material resources (books, supplies, technology, etc.) to meet my needs.



### 2. I would recommend my school to my friends.



## F. Section 5

### 1. If I have a problem, I know who I can go to for help.

Strongly Agree	291	25%
Agree	509	44%
Neutral	228	20%
Disagree	75	6%
Strongly Disagree	52	5%

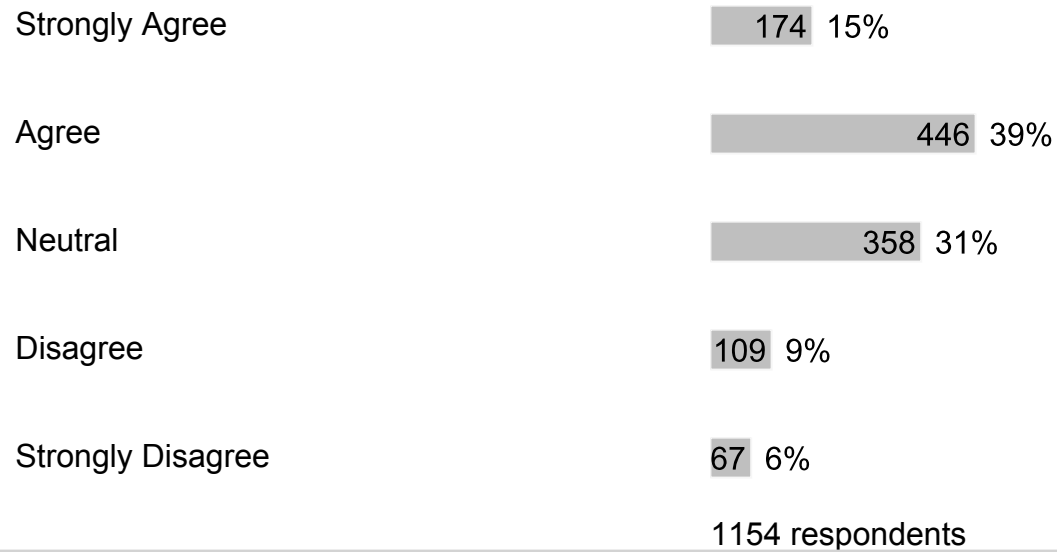
1155 respondents

### 2. In my school, students treat adults with respect.

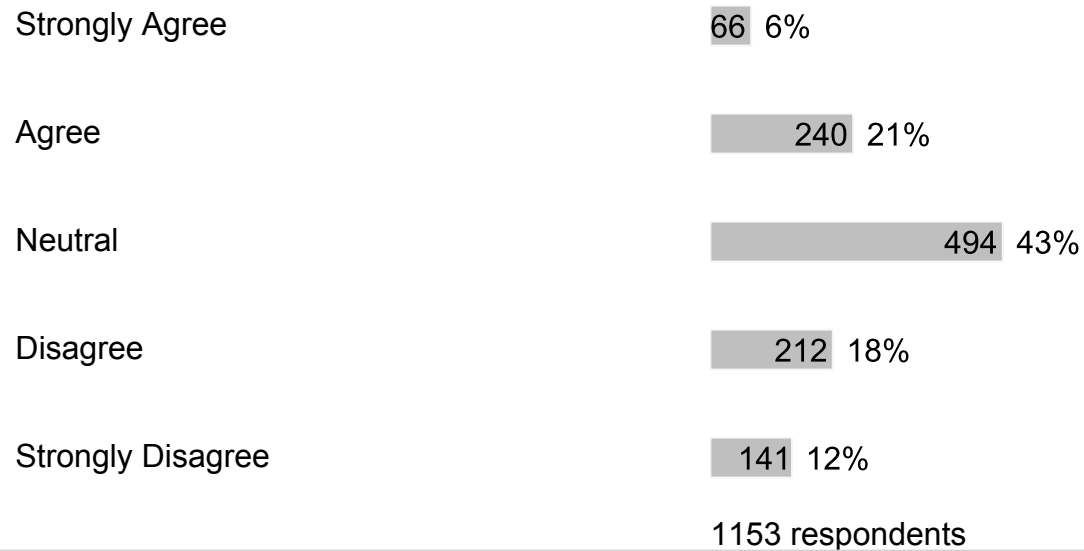
Strongly Agree	74	6%
Agree	268	23%
Neutral	464	40%
Disagree	238	21%
Strongly Disagree	113	10%

1157 respondents

**3. In my school, adults treat students with respect.**



**4. In my school, students treat each other with respect.**



**5. My school provides me the support that I need.**

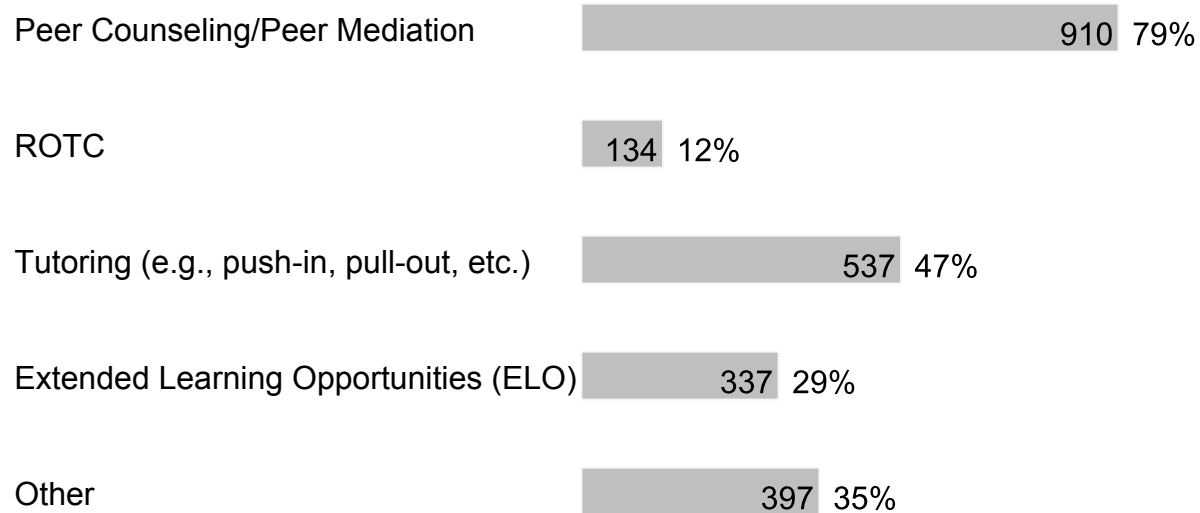


Agree	453	39%
Neutral	381	33%
Disagree	78	7%
Strongly Disagree	58	5%

1151 respondents

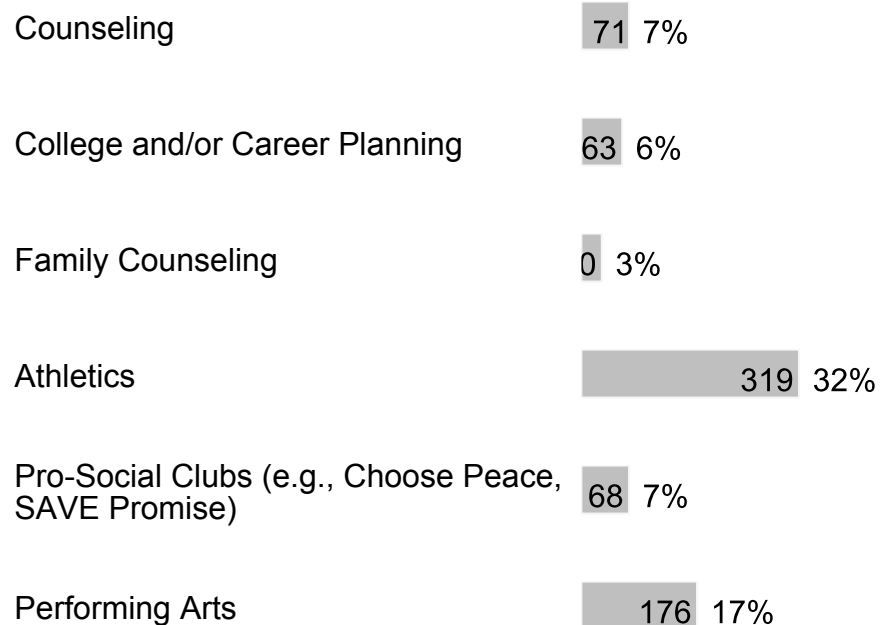
**6. At my school, the following programs/services are available (check all that apply):**

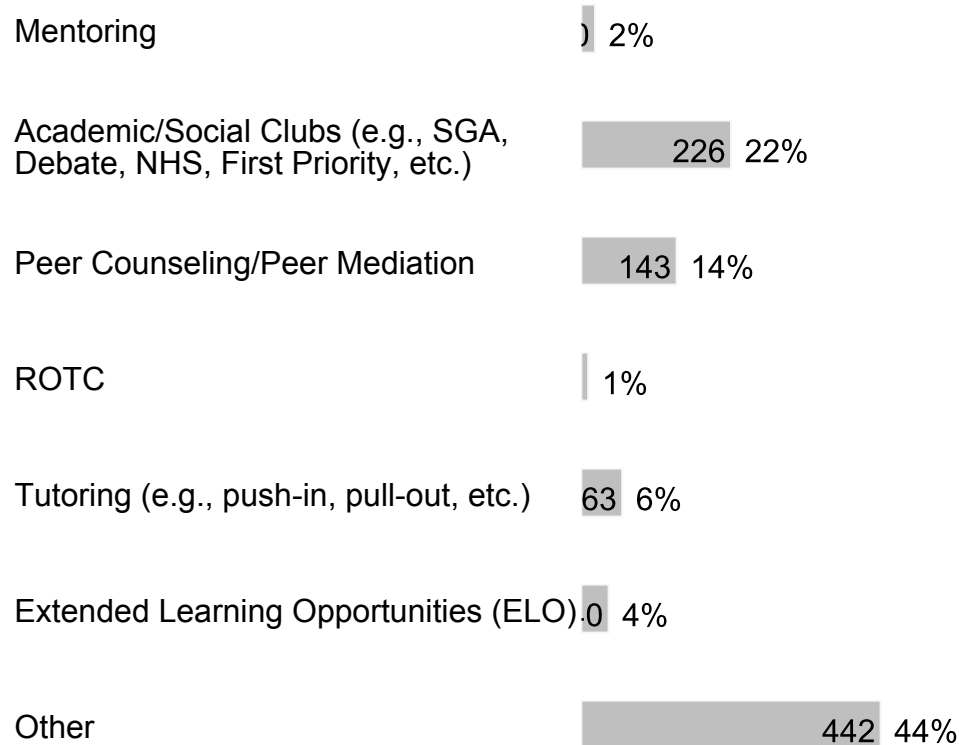
Counseling	958	84%
College and/or Career Planning	285	25%
Family Counseling	286	25%
Athletics	1,005	88%
Pro-Social Clubs (e.g., Choose Peace, SAVE Promise)	612	53%
Performing Arts	791	69%
Mentoring	235	21%
Academic/Social Clubs (e.g., SGA, Debate, NHS, First Priority, etc.)	828	72%



1146 respondents

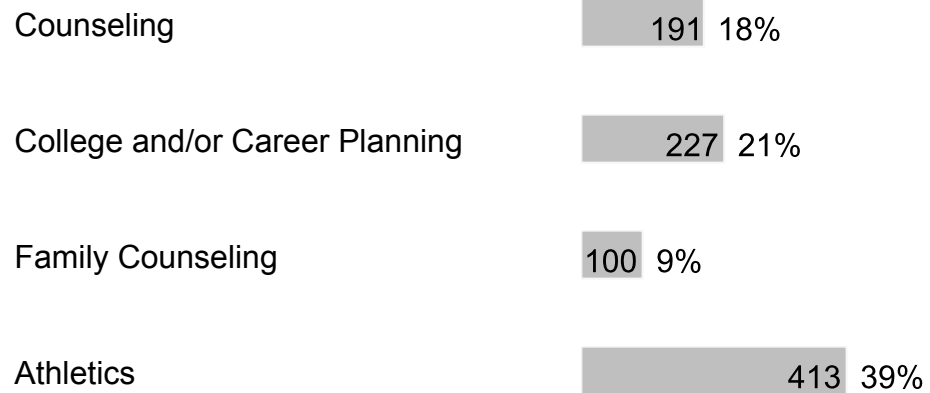
7. At my school, I participate in the following programs/services (check all that apply):

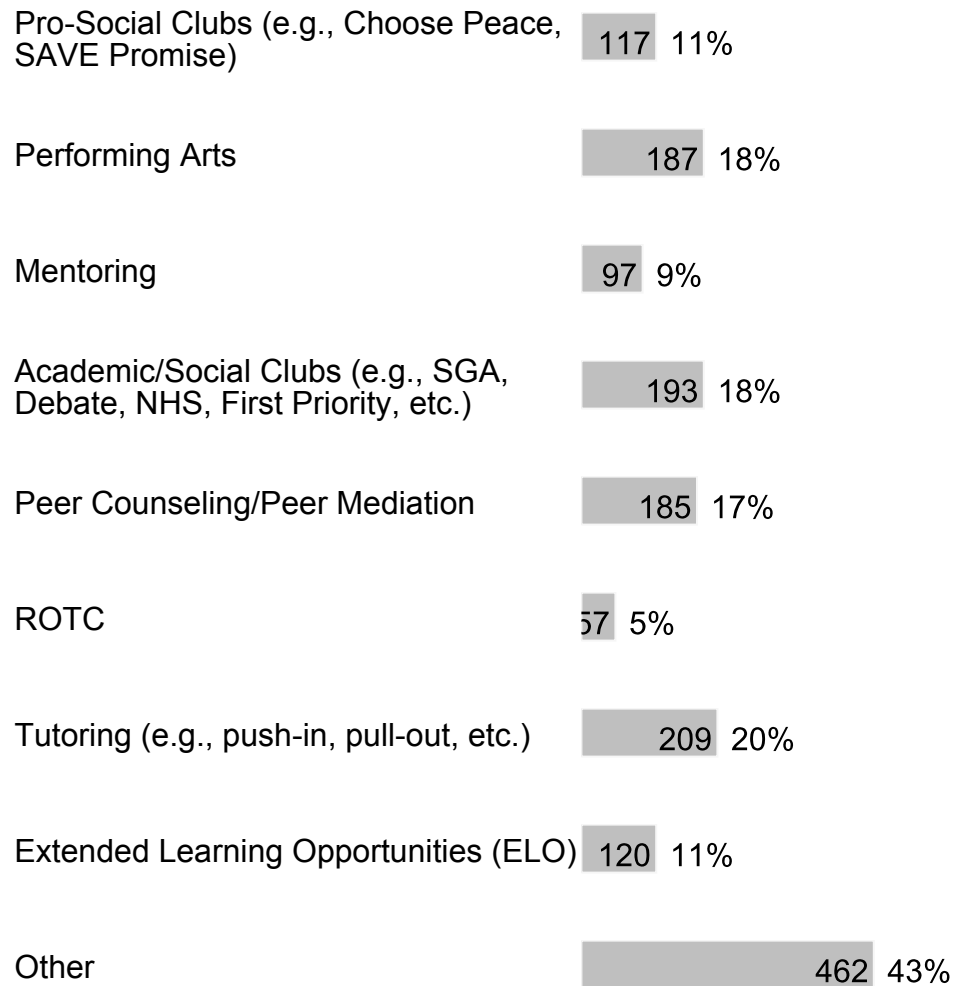




1011 respondents

**8.** These are the programs/services at my school that I value most or would value if they were available at my school (check all that apply):





1067 respondents

**9. I am friends with other students at this school.**

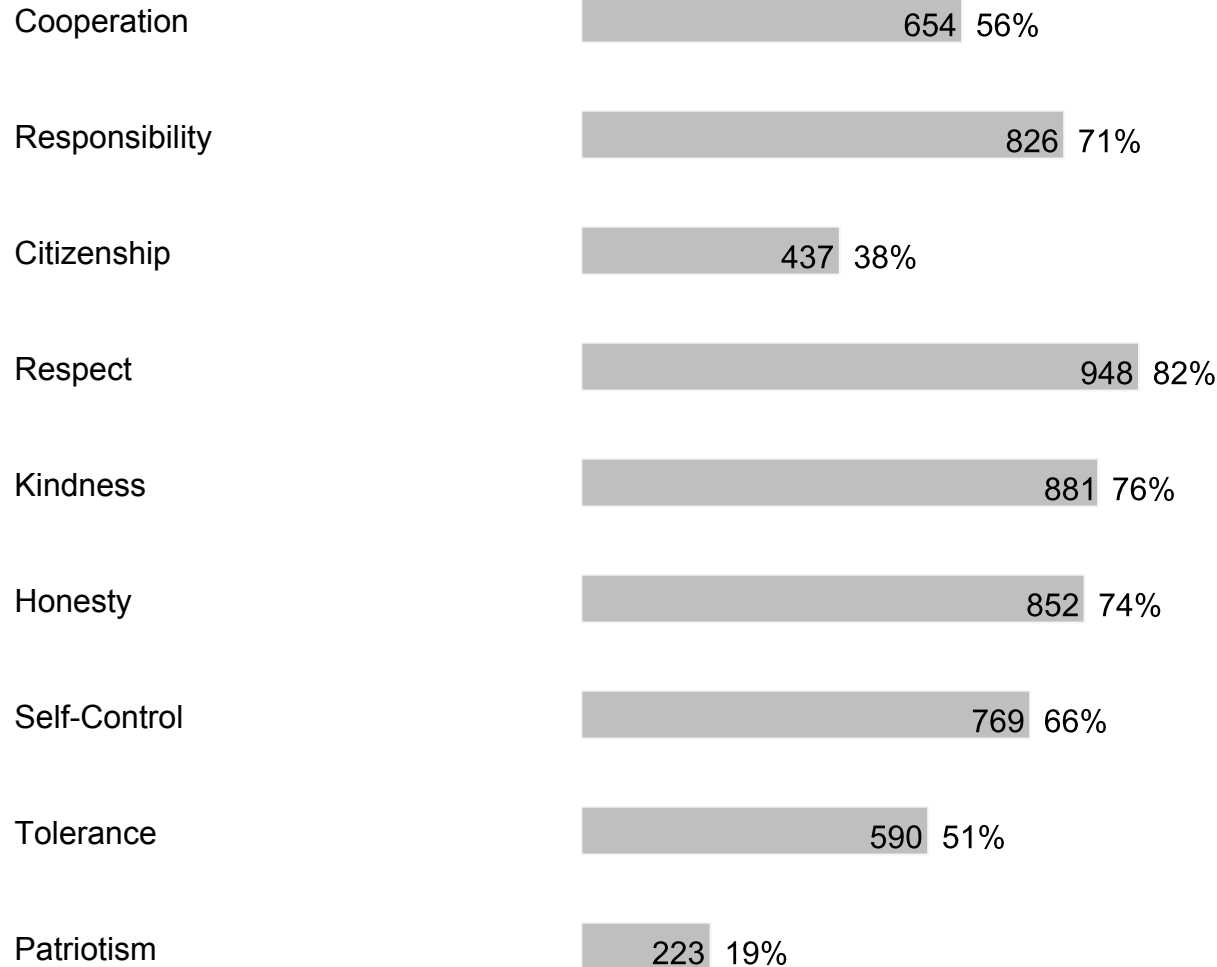


Disagree | 1%

Strongly Disagree | 1%

1159 respondents

**10. Which character traits do you value the most in yourself and others? (check all that apply)**



1159 respondents

**11. I receive acknowledgement and/or praise for my strengths or accomplishments by adults at my school.**

Strongly Agree	184	16%
Agree	449	39%
Neutral	357	31%
Disagree	108	9%
Strongly Disagree	58	5%

1156 respondents

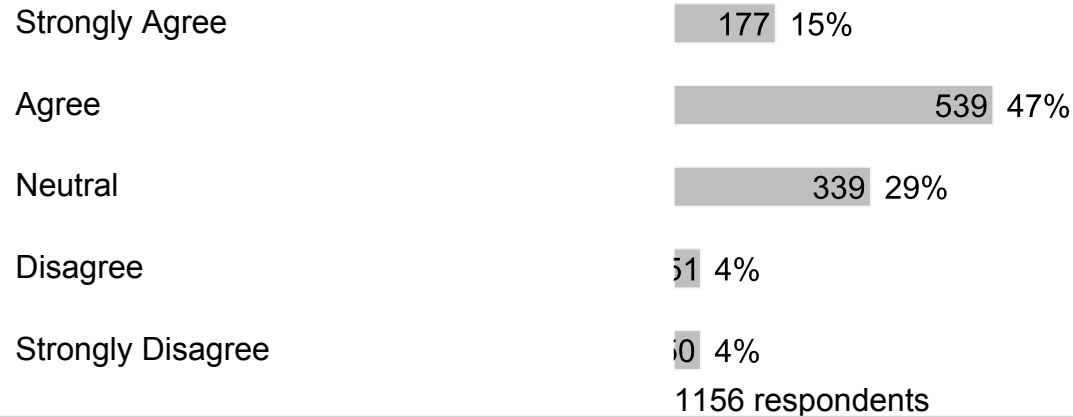
**12. I enjoy eating food prepared by the cafeteria.**

Strongly Agree	2	4%
Agree	115	10%
Neutral	292	25%
Disagree	263	23%
Strongly Disagree	447	39%


1159 respondents

## G. Section 6

1. In my school, a high-quality education is offered.



2. My school provides me with challenging curriculum, uses a variety of teaching methods and learning experiences to develop the skills I need to succeed.



3. My school motivates me to set academic goals and learn new things.



Neutral	370	32%
Disagree	105	9%
Strongly Disagree	76	7%
1156 respondents		


**4. My teachers use tests, projects, presentations, and portfolios to assess my understanding of what was taught.**

Strongly Agree	342	30%
Agree	559	48%
Neutral	168	15%
Disagree	7	2%
Strongly Disagree	9	3%
N/A	3	3%
1158 respondents		


**5. My school prepares me for success in the next school year.**

Strongly Agree	251	22%
Agree	555	48%
Neutral	256	22%
Disagree	8	4%
Strongly Disagree	8	4%
1158 respondents		


**6. Lessons and materials in our school prepare us to be effective users of media and technology.**



**7. In class, students spend considerable amounts of time actively engaged in learning (such as solving problems, discussing ideas, creating their own work, reading, writing, speaking and researching).**



**8. My teachers effectively engage students in the classroom and encourage creative thinking.**



1155 respondents

**9. There are few distractions during class.**

Strongly Agree	195	17%
Agree	341	30%
Neutral	312	27%
Disagree	166	14%
Strongly Disagree	140	12%

1154 respondents

**10. Students are encouraged to work in groups regularly.**

Strongly Agree	70	6%
Agree	281	24%
Neutral	503	44%
Disagree	215	19%
Strongly Disagree	87	8%

1156 respondents

**11. Teachers are generally fair when it comes to grading student work.**

Strongly Agree	178	15%
Agree	483	42%
Neutral	311	27%
Disagree	106	9%

Strongly Disagree 77 7%  
1155 respondents

**12. I give class presentations or share my work with classmates.**

Strongly Agree 145 13%  
Agree 475 41%  
Neutral 382 33%  
Disagree 97 8%  
Strongly Disagree 56 5%  
1155 respondents

**13. I work on assignments that challenge me and/or take more than one class period to complete.**

Strongly Agree 294 26%  
Agree 587 51%  
Neutral 196 17%  
Disagree 8 3%  
Strongly Disagree 6 3%  
1151 respondents

**14. I complete meaningful homework to review what I learned in class and/or prepare for the next day's lesson.**

Strongly Agree 211 18%  
Agree 542 47%  
Neutral 279 24%

Disagree 32 5%

Strongly Disagree 32 5%

1156 respondents

**15. I receive feedback about my work that helps me better understand what I'm learning.**

Strongly Agree 137 12%

Agree 416 36%

Neutral 397 35%

Disagree 130 11%

Strongly Disagree 69 6%

1149 respondents

**16. I am provided opportunities to correct or improve my work.**

Strongly Agree 141 12%

Agree 498 43%

Neutral 340 29%

Disagree 104 9%

Strongly Disagree 74 6%

1157 respondents

**17. I am provided opportunities to participate in class discussions and activities.**

Strongly Agree 180 16%

Agree 606 53%

Neutral	293	25%
Disagree	41	4%
Strongly Disagree	4	3%

1154 respondents

**18. My teachers explain their expectations so I can be successful.**

Strongly Agree	190	16%
Agree	557	48%
Neutral	299	26%
Disagree	61	5%
Strongly Disagree	9	4%

1156 respondents


**19. My teachers provide me with information about how well I am doing in school.**

Strongly Agree	159	14%
Agree	449	39%
Neutral	377	33%
Disagree	105	9%
Strongly Disagree	66	6%


1156 respondents

**20. Teachers regularly post information online or send home a newsletter.**


Strongly Agree	150	13%
----------------	-----	-----




**21. My teachers keep my family informed of my academic progress.**




**22. My school considers students' opinions when changing rules/policies and planning ways to improve the school.**



**23. My school shares information about school success with my community.**



**24. Our school uses different ways to communicate what is happening to parents and students.**



**25. My school focuses on Customer Service (greeting with a smile and responding to questions and concerns within one business day).**



1156 respondents

## H. Section 7

1. What else would you like to tell us about your school?

Free form text answers are available in the exported CSV report