



Schoolwide Positive Behavior Plan (SPBP)
Broward County Public Schools



SY 2025 – 2026

School Name:	Manatee Bay Elementary
School Number:	3841

Please refer to the SPBP Canvas Resource page to access video tutorials, guidance, and resources for completing the 2025-2026 SPBP template.

CRITICAL ELEMENT # 1: Active Team with Administrative Participation

1A. Integrated MTSS School-Leadership Team Members

Title	First and Last Name	Title	First and Last Name
1. Administrator	Vanessa Machin	7. Security Specialist/ Campus Monitor	Mechana Williams
2. Point of Contact	Andrew Thornberry	8. Social Worker	Adriana Garcia
3. BTU Representative	Meryl Jefferson	9. School Nurse	Kimberly Kummel
4. Parent/Community Representative	Adelina Snell	10. Attendance Manager	Karen Smith
5. Student Representative	Shang Wu	11. Life Skills & Wellness Liaison	Anum Kupilik
6. School Counselor	Monica Said	12. Resiliency Liaison	Giselle Norrito

*Optional Team Member(s): Family Therapist, Grade Level/Content Area Representatives, Clerical, Custodial, Food/Nutrition

1B. Schedule of quarterly team meetings.

Meeting Objectives:

1. Progress monitor the action steps indicated in Critical Element #9.
2. Collect & analyze student outcome data using the 4 Step Problem Solving Process.

Quarter	PBIS Data Meeting Dates	PBIS Data Meeting Times		Faculty and Staff Data Communication/Presentation Dates
1 st	9/8/2025	9:00AM		9/30/2025
2 nd	11/18/2025	9:00AM		12/2/2025
3 rd	2/10/2026	9:00AM		2/24/2026
4 th	4/14/2026	9:00AM		4/28/2026

CRITICAL ELEMENT # 2: Faculty & Stakeholder Commitment

2. Team communication/presentation of new SPBP to staff and stakeholders

Action Steps:	Dates
Present the 2025-26 SPBP to staff (<i>prior to April 30, 2025</i>)	4/15/2025
Hold a <i>faculty</i> vote on the new SPBP (<i>prior to April 30, 2025</i>)	4/21/2025
Provide training to faculty and staff (<i>prior to September 30, 2025</i>)	8/4/2025
Present the 2025-26 SPBP to family and community stakeholders (<i>prior to September 30, 2025</i>)	9/2/2025

CRITICAL ELEMENT # 3: Data Collection and Analysis

3A. Core Effectiveness: Use current 2024-2025 school year behavior data as listed in Focus.

- (a) Review your referral data YTD in Focus – Discipline Reports – *Students with Referrals*.
- (b) Complete the yellow highlighted cells.
- (c) Auto-calculate the “% of Total Population” by clicking on each “!Zero Divide” in the cells and pressing “Fn + F9”.
- (d) Determine if the core is effective in all three areas.

TOTAL Population:	993	% of Total Population	Core Effectiveness	
# Referrals:	# of Students:			
I. 0 - 1 referrals		99%	Are your 0 – 1 referral > 80%?	<input checked="" type="checkbox"/> Yes <input type="checkbox"/> No
II. 2 - 5 referrals (at risk students)	9	1%	Are your 2 - 5 referrals <15%?	<input checked="" type="checkbox"/> Yes <input type="checkbox"/> No
III. > 5 referrals (high-risk students)	1	0%	Are your >5 referrals <5%?	<input checked="" type="checkbox"/> Yes <input type="checkbox"/> No

3B. Core Effectiveness Action Steps:

If you answered “Yes” to I, II, and III above, then your core is effective. Based upon table 8A, is your core effective?	<input checked="" type="checkbox"/> Yes <input type="checkbox"/> No
<p>Answer either (a) or (b):</p> <p>(a) If your core is effective, then identify action steps your school leadership team should continue to take for early identification of at risk or high-risk students.</p> <p>(b) If you answered “No” to at least one of the items above (I, II, or III) then indicate the supports and interventions and action steps your school leadership team will implement <i>at the beginning</i> of the next school year to improve core strength:</p>	
<p>Core Effectiveness Action Steps: <i>(3-4 detailed steps)</i></p> <ol style="list-style-type: none"> 1. Quarterly assemblies to discuss BAY Way expectations with students. 2. Monthly BTA meetings to identify any at-risk students and refer to CPST/Rtl. 3. Develop behavior/incentive plans for individual students in need of one. 4. Continue to implement reward systems consistently. 	

3C. Disproportionality is often measured with the relative risk statistic calculation (Relative Risk Ratio = RRR), a measure that indicates the probability of a certain event (e.g., referrals) for one subgroup when compared to all other subgroups.

Relative Risk Ratio calculations are coming soon with the Focus Data System migration.

3D. Disproportionality Action Steps:

What activities/initiatives/programs will your school leadership team implement to prevent disproportionate discipline outcomes within sub group populations (race, SWD, ELL)?	
<p>Disproportionality Action Steps: <i>(3-4 detailed steps)</i></p> <ol style="list-style-type: none"> 1. Pair students in need of additional support with adult mentor staff members. 2. Review students on Rtl Behavior plans at weekly MTSS meetings. 3. Monthly spotlight on SBBC Character Traits in E-News to families. 4. 	

CRITICAL ELEMENT # 4: Schoolwide Expectations & Location-based Rules

4A. Top five behavior incidents: Use current 2024-2025 school year behavior data as listed in Focus.

- (a) Review your referral data YTD in Focus – Discipline – Category Breakdown – *Highest Discipline Code*.
- (b) Complete the chart by identifying the top five behavior incidents and the number of incidents for each type.
- (c) Complete the yellow highlighted cells.
- (d) Auto-calculate the total # of referrals by clicking on “0” and pressing “Fn + F9” together.

Top 5 Behavior Incidents Current Year 2024-2025	# Incidents
1. Disobedience/Insubordination	17
2. Mistreatment of Peers	8
3. Battery (Low Level)	7
4. Disruptive/Unruly Play	7
5. Fight/Minor Altercation/Confrontation	4
TOTAL	43

4B. School-wide expectations are 3 – 5 positive characteristics (*not behaviors*) that counteract the top school-wide misbehaviors in section 3A. ALL people on campus are expected to model these expectations.


Schoolwide Expectations
B - Be Respectful
A - Act Responsibly
Y - Yes to Self-Control
BAY Way

4C. Top three school-wide locations: Use current 2024-2025 school year behavior data as listed in Focus.

- (a) Review your referral data YTD in Focus – Discipline – Category Breakdown – *Location*.
- (b) Complete the chart by identifying the top three schoolwide locations, excluding classroom and the number of incidents for each location.

Top 3 Locations, excluding Classroom:	
School Location(s)	# Incidents
1. Bus	10
2. Hallway	9
3. Playground	7

4D. Expectations and Rules Chart for common areas of school campus:

This chart is posted in all classrooms and used to teach students during behavior lessons. 

Schoolwide Expectations and Location-based Rules				Completed by each teacher:
Schoolwide EXPECTATIONS	Hallway Rules	Bus Rules	Playground Rules	Classroom Rules
B – Be Respectful	Use inside voices.	Face one direction when seated Use inside voices.	Respectful use of Hands, Body, Objects. Take turns.	
A – Act Responsibly	Remain in a straight, orderly and silent line (S.O.S.)	Keep the aisle clear. Collect belongings before exiting.	Collect belongings before returning to the building. Use play equipment appropriately.	
Y – Yes to Self-Control	HBO- Hands, Body, Objects to self.	Remain seated HBO- Hands, Body, Objects to self	We keep our words positive. Stay in sight of adults.	
Click here to type your Expectation	Click here to select hallway rules OR Click here to type hallway rules.	Click here to select cafeteria rules OR Click here to type cafeteria rules.	Click here to select location rules OR Click here to type location rules.	
Click here to type your Expectation	Click here to select hallway rules OR Click here to type hallway rules.	Click here to select cafeteria rules OR Click here to type cafeteria rules.	Click here to select location rules OR Click here to type location rules.	

CRITICAL ELEMENT #5: Teaching Behavior

5A. At least one lesson plan for **each** schoolwide expectation above is distributed to instructional staff during pre-planning week and are maintained in the SPBP Binder.

Dates when the schoolwide expectations lesson plans are taught by instructional staff and noted in lesson plans:			
	Date(s)	Time:	Location(s):
Start of School Year	8/12/2025	8:30AM	Classroom
After Winter Break	1/6/2026	8:30AM	Classroom
After Spring Break	4/23/2026	8:30AM	Classroom

5B. At least one Rules Lesson Plan for **each** common location is distributed to instructional staff during pre-planning. This is aligned to the **Schoolwide Expectation/Location-based Rules** chart in section 4D. Location-based rules should be taught and reinforced in the context of the location in the beginning of the year, after long breaks, and throughout the year as necessary.

Dates when the rules lesson plans for common locations are taught by instructional staff and noted in lesson plans:			
Common Location	Hallway Rules	Bus Rules	Playground
Lesson Plan Dates			
Start of School Year	8/14/2025	8/14/2025	8/14/2025
After Winter Break	1/6/2026	1/6/2026	1/6/2026
After Spring Break	3/26/2026	3/26/2026	3/26/2026

5C. Prevention programs and other schoolwide student support initiatives can be used to proactively teach positive behavior and prosocial skills. Use this chart to plan for how you will use District supported programs and initiatives to promote positive behavior on campus.

Program/Initiative	Plan Details			
	When will it be taught?	Who will teach it?	How will it be implemented? <i>2-3 sentences</i>	How will it be monitored for effectiveness?
Character Education	-Monthly character traits -Classroom lessons -Morning show announcements -Small groups for students that need extra focus.	All staff members including school counselors, teachers, administration and other staff.	Character education will be implemented through our Character Cove program. Each month will have a specific character trait that will be focused on. Parents will receive a monthly newsletter. Students will learn about the traits via various modalities. Students will be recognized monthly for demonstrating the designated trait of the month. They also have an opportunity to receive stickers daily for exhibiting any of the traits.	Review discipline referral data.


Resiliency Curriculum	In the classroom every month.	Teachers will go over the mandatory lessons with their classes. School counselors will organize when lessons will be taught and assist in classrooms as needed.	School counselors will follow the district's guidelines and select a two-week span of time when teachers should complete the lessons.	Review completion data provided by the district.
Life Skills & Wellness	In the classroom as needed during structured P.E. time.	School Counselors	School counselors will send a sign up to all teachers. Teachers will sign up for lessons as needed.	School counselors will review LSW Survey data in the Fall and Spring.

CRITICAL ELEMENT # 6: Recognition Programs

6A. The schoolwide recognition system focuses on reinforcing schoolwide expectations OR a specific location where referrals often occur. The recognition should be used to encourage, acknowledge, and reinforce students to exhibit positive behaviors.

Identified Schoolwide Expectation OR Specific Location: Hallways

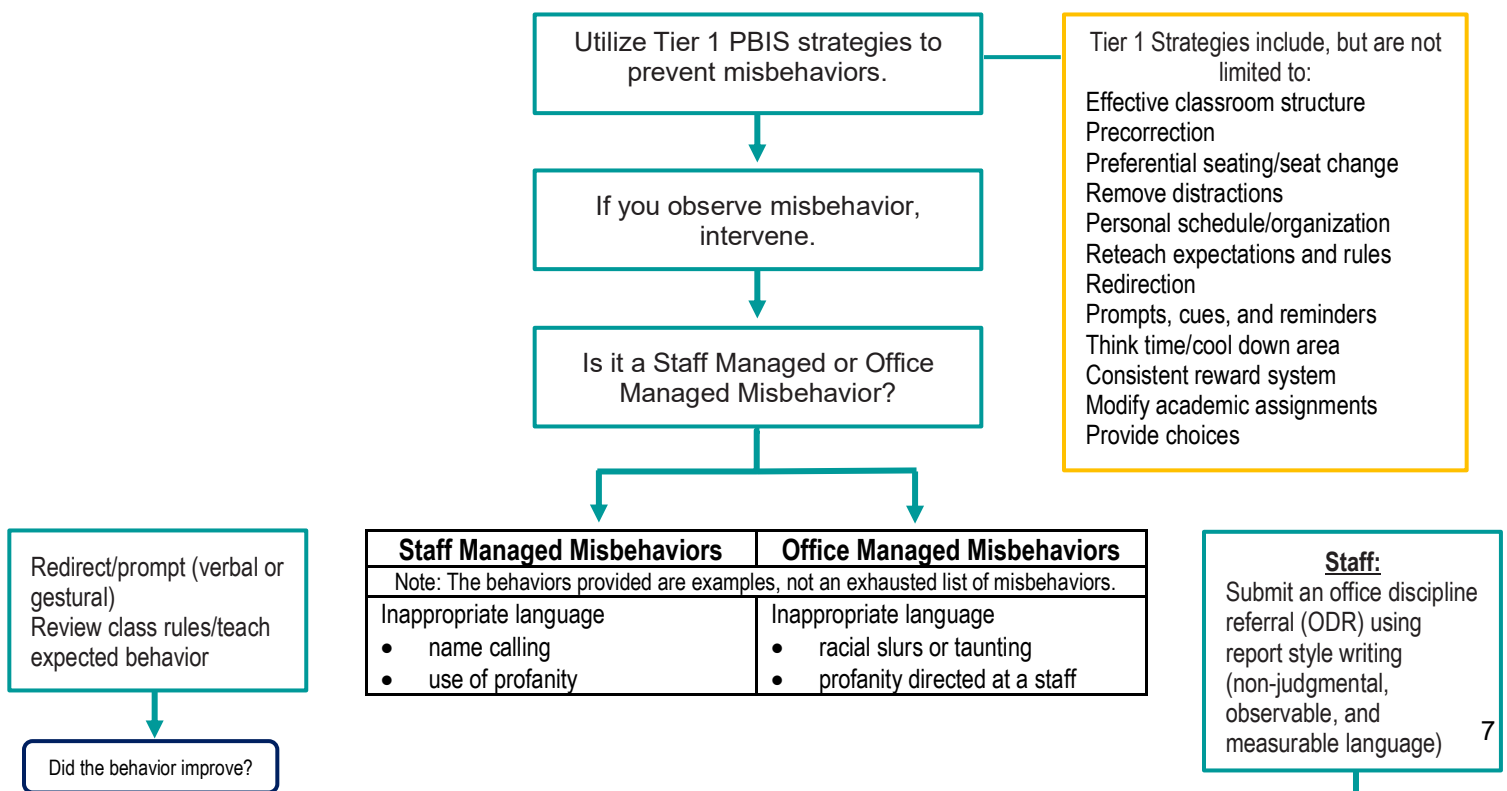
4 Step Problem Solving Process	Plan Details
1. Problem Identification: Review your behavior data to identify one school-wide problem. What problem did you identify? <i>(use numerical data)</i>	Data used: Office Discipline Referrals on BASIS Problem Identification Statement: <i>What problem did you identify?</i> As of April 7, 2025, 9 referrals were written due to students not following hallway rules. This has increased from 6 referrals at the end of the 2023-2024 school year.
2. Problem Analysis: Why do you think this problem is occurring? What is your goal? <i>(create a SMART goal statement with numerical data)</i>	Hypothesis: <i>Why do you think this problem is occurring?</i> There is less adult supervision in hallways and the structure is not always consistent. SMART Goal Statement: By April 2026, referrals written in the hallway areas will be reduced by 10% as evidenced by FOCUS data.
3. Intervention Design: Describe how you will implement a positive reward program/system to decrease this problem.	Type of Program/System: Token system Description of Program/System: <i>(≥ 4 sentences)</i> How you will implement a positive reward program/system to decrease this problem? We will implement our Character Cove program which is a schoolwide reward points system. Students who are following rules and expectations can receive a character cove sticker. Students will wear the sticker to show other students and staff. Staff will ask students what they did to earn the sticker, reinforcing their good behavior with positive comments/praise. Students can cash in their stickers for prizes at the end of the month.
B. Student outcome monitoring <i>(use numerical data)</i>	How will you know if the reward program/system is positively impacting students? What measurable data will you use to determine “success”? <i>(2-3 sentences)</i> We can measure the data to determine success by the reduction of referrals. Referral will be monitored quarterly to ensure the system is positively impacting office discipline referrals. The leadership team will discuss data quarterly to determine if the goal is being met and if any modifications are needed.

6B. Character Education is an educational and award program utilized to teach and recognize students who display positive character traits each month. Please refer to the BCPS website for lesson plans, videos and additional resources to support this recognition program at your school. 

Monthly Character Traits	Plan Details How will you recognize <i>Kids of Character</i> each month? (2-3 sentences)
<ol style="list-style-type: none"> 1. September: Cooperation 2. October: Responsibility 3. November: Citizenship 4. December: Kindness 5. January: Respect 6. February: Honesty 7. March: Self-Control 8. April: Tolerance 	<p>Students are recognized at our monthly Kids of Character awards ceremony. Teachers select two students who exemplify that month's character trait, and they receive a certificate. In addition, any student can receive a character recognition sticker as a "caught being good" by teachers and staff.</p>

CRITICAL ELEMENT #7: Effective Discipline Procedures

You can choose to use the flow chart below or create your own. This flow chart is posted in all classrooms and used to teach students during behavior lessons.








	member
Disrespect <ul style="list-style-type: none"> • talking back • physical gestures 	Harassment <ul style="list-style-type: none"> • bullying • threat or intimidation
Defiance <ul style="list-style-type: none"> • work refusal • head down on desk/sleeping • not following directions 	Defiance <ul style="list-style-type: none"> • leaving classroom, assigned area, or school grounds without permission • forgery/plagiarism
Disruptive <ul style="list-style-type: none"> • tattling/false information • talking out of turn • calling out • distracting others 	Disruptive <ul style="list-style-type: none"> • inciting others to disrupt teacher • chronic classroom disruption: more than 3 times within 30 minutes
Physical Contact <ul style="list-style-type: none"> • touching others, pushing/shoving (no injuries) • mutual horseplay 	Physical Contact <ul style="list-style-type: none"> • touching others (hitting, kicking, biting) with intent to do harm • petty theft
Violation of classroom or location-specific rules	Violation of the Code of Student Conduct

CRITICAL ELEMENT # 8: Classroom Management Systems

8A. Evidence-based Tier 1 classroom management system:

Which evidence-based system(s) are you using?	Provide 3-4 measurable and observable action steps the team will take to help educators improve their classroom management system. <i>(3-4 detailed steps)</i>
<input type="checkbox"/> CHAMPS <input checked="" type="checkbox"/> Positive Behavior Interventions and Supports and the Classroom https://fl-pda.org/#/category/26 <input type="checkbox"/> Other: Click here to enter name of system.	<ol style="list-style-type: none"> 1.. Continue to use our Executive Functioning Rubric within classrooms and share implementation best practices at faculty meetings. 2. All teachers will be encouraged to take the PBIS course online @ fl-pda.org by the end of the 2nd Quarter. 3. Continue weekly walkthroughs by administration and provide feedback to teachers.

8B. The administration reviews and analyzes the fidelity of staff implementation of Tier 1 classroom management systems **across teachers** using:

<input type="checkbox"/> CHAMPs 7 Up Checklist 
<input type="checkbox"/> Classroom Snapshot (Classroom Management Assessment) 
<input checked="" type="checkbox"/> PBIS Classroom Assistance Tool (CAT) 
<input type="checkbox"/> Other <i>(specify):</i>

8C. Percentage of classroom referrals: **Use current 2024-2025 school year behavior data** as listed in Focus.

(a) Review your classroom data YTD in Focus – Discipline – Category Breakdown – *Location*.

(b) Complete the yellow highlighted cells.

(c) Auto-calculate the % of referrals in the classroom by clicking on “!Zero Divide” in the next cell and pressing “Fn + F9” together.

Total number of discipline referrals from classrooms :	19
Total number of <i>other school-wide</i> discipline referrals (not including classrooms):	44
% of referrals in the classroom:	30%
Do more than 40% of your referrals come from the classroom?	<input type="checkbox"/> Yes <input checked="" type="checkbox"/> No

If >40% of discipline referrals come from the classroom, it suggests Tier 1 classroom management implementation may need to be strengthened school wide.

Critical Elements # 9: SPBP Implementation Planning

RED Font = Action Steps for all schools in Broward County

GREY Font = Best Practices for all schools in Broward County

TEAL Font = Resources available at <https://browardschools.instructure.com/enroll/PWF673>

Implementation Action Plan	
Month	Action Steps
	<input checked="" type="checkbox"/> check off Action Step when completed
Current	<input checked="" type="checkbox"/> Create an SPBP binder or portfolio to retain (for 2 years) hard copies of: your SPBPs, Action Plans, staff PBIS professional development attendance, stakeholder training attendance, quarterly meeting agendas, quarterly staff behavior presentations, voting attendance and outcome, Expectations lesson plans and Rules lesson plans
Pre-Planning	<input type="checkbox"/> Print up your SPBP and Feedback form BCPS Central <input type="checkbox"/> Provide SPBP presentation to all staff during Pre-Planning <input type="checkbox"/> Disseminate the current SPBP (hard copy or electronically) to all staff and stakeholders <input type="checkbox"/> Market and post School-wide Expectations and Location-specific Rules <input type="checkbox"/> Identify your district PBIS Specialist (Contact amber.jennings@browardschools.com for more information if you are unsure) <input type="checkbox"/> Ensure schedule of quarterly meeting dates for entire year as indicated in the SPBP (indicated in yellow)
August 1 st Quarter Team Meeting	<input type="checkbox"/> Determine any needed team training, such as: 4 Step Problem Solving Process series, PBIS 10 Critical Elements, Data Collection, etc. <input type="checkbox"/> Review previous year's SPBP and feedback form; make necessary modifications <input type="checkbox"/> Review previous year's data (Use Tier 1 Agenda and Quarter Big 5 Data template on PBIS Canvas page) <input type="checkbox"/> Verify and implement teaching schedule for Expectations and Rules behavior lesson plans <input type="checkbox"/> Implement the Reward System for all students as indicated in the SPBP <input type="checkbox"/> Ensure the Discipline Flow Chart is distributed to all staff and is being used as written <input type="checkbox"/> Present implementation data, behavior data, team activities and SPBP progress to entire staff <input type="checkbox"/> Ensure all teachers are using an evidence-based classroom management plan, such as CHAMPS <input type="checkbox"/> Confirm next quarterly PBIS team meeting date and time
September	<input type="checkbox"/> Provide SPBP stakeholder presentation by September 30 th <input type="checkbox"/> Ensure instructional staff know how to document Tier 1 Supplemental Strategies for behavior <input type="checkbox"/> Check for staff and teacher understanding of PBIS - provide "PBIS 101" training as a resource Brainshark available at: http://www.brainshark.com/browardschools/PBIS101
October 2 nd Quarter Team Meeting	<input type="checkbox"/> Review previous quarter's data. (Use Tier 1 Agenda and Quarter Big 5 Data template on PBIS Canvas page) <input type="checkbox"/> Present implementation data, behavior data, team activities, and SPBP progress to entire staff <input type="checkbox"/> Ensure Core Effectiveness Action Steps are being implemented as written <input type="checkbox"/> Complete Quarterly Big 5 Data Template and submit to your PBIS Administrator <input type="checkbox"/> Confirm next quarterly PBIS team meeting date and time
November	<input type="checkbox"/> Review/revise lesson plans as indicated by previous quarter behavior data <input type="checkbox"/> Ensure that the Student Outcome Monitoring Action Steps are being implemented as written
January 3 rd Quarter Team Meeting	<input type="checkbox"/> Staff to re-teach Expectations and Rules after winter break <input type="checkbox"/> Review previous quarter's data. (Use Tier 1 Agenda and Quarter Big 5 Data template on PBIS Canvas page) <input type="checkbox"/> Present implementation data, behavior data, team activities, and SPBP progress to entire staff <input type="checkbox"/> Complete Quarterly Big 5 Data Template and submit to your PBIS Administrator <input type="checkbox"/> Confirm next quarterly PBIS team meeting date and time
February	<input type="checkbox"/> Check on recently hired staff for PBIS understanding - provide "PBIS 101" Brainshark resource <input type="checkbox"/> Utilize the Stakeholder SPBP Forms Survey to solicit input for planning next year's SPBP (optional)
March 4 th Quarter Team Meeting	<input type="checkbox"/> Ensure progress towards completion and submission of next year's SPBP <input type="checkbox"/> Staff to re-teach Expectations and Rules after spring break <input type="checkbox"/> Review previous quarter's data. (Use Tier 1 Agenda and Quarter Big 5 Data template on PBIS Canvas page) <input type="checkbox"/> Present implementation data, behavior data, team activities, and SPBP progress to entire staff <input type="checkbox"/> Complete Quarterly Big 5 Data Template and submit to your PBIS Administrator
April	<input type="checkbox"/> Provide staff presentation and faculty vote on new SPBP for next year <input type="checkbox"/> Submit your SPBP in BCPS Central by April 30 th . Use this new SPBP in the next school year <input type="checkbox"/> Continue implementing your current SPBP through the end of the current school year

CRITICAL ELEMENT # 10: Evaluation

10A. Staff Implementation of the Schoolwide Positive Behavior Plan: review goals, evaluate implementation, and create 2 action steps to review in quarterly PBIS meetings.

“Are staff implementing the SPBP with fidelity? If not, how will you address this area?”

STAFF Implementation Monitoring		
Staff Implementation Goal	Quarterly Team Review: Implemented with fidelity?	If you answered No , enter 2 action steps your school will take to move towards this goal by the next PBIS meeting.
100% of hallways, front office, cafeteria, and other public areas all have school-wide expectations and location-specific rules posted.	<input type="checkbox"/> Yes <input checked="" type="checkbox"/> No	By Click here to enter a date, 1. Leadership team will designate areas around the school for signage. 2. Posters with schoolwide expectations will be created and posted.
100% of instructional staff has delivered expectations and rules lesson plans as written and when indicated.	<input checked="" type="checkbox"/> Yes <input type="checkbox"/> No	By Click here to enter a date, 1. 2.
100% of staff members are oriented to the Discipline Flow Chart. It is used consistently by 100% instructional staff, behavioral support, and administrators.	<input checked="" type="checkbox"/> Yes <input type="checkbox"/> No	By Click here to enter a date, 1. 2.
A recognition system is implemented by 100% staff for <i>all</i> students.	<input checked="" type="checkbox"/> Yes <input type="checkbox"/> No	By Click here to enter a date, 1. 2.


10B. The SPBP is successful in positively impacting **students**: review behavior data and create a SMART goal. Evaluate implementation and create action steps to review in quarterly PBIS meeting.

“If staff are implementing the SPBP consistently and effectively, is it positively impacting students? How will you know?”

SMART Criteria:

S	Specific	Concrete, detailed, focused, and well defined. Results-focused and action-orientated.
M	Measurable	The measurement sources (data) are defined numerically in order to track progress towards the objective.
A	Attainable	Objectives are achievable in the near future to maintain motivation.
R	Realistic	Staff have the resources to achieve the objective- time, personnel, materials, etc.
T	Time-bound	Agreed-on time frames create the necessary urgency and prompt action.

STUDENT Outcome Monitoring		
Student Outcome Data	Complete the SMART goal to determine “successful” student outcomes <i>(use numerical data)</i>	List 2 action steps your team will take to ensure this goal is monitored and meets or exceeds the SMART goal.
Overall ODRs <i>Choose one ODR area of focus</i>	By June 3, 2026, Disobedience/Insubordination incidents will decrease by a minimum of 3 referrals as measured by Office Discipline Referrals (ODRs) in Focus.	1. Conduct behavior assemblies at the beginning of the year and after long breaks. 2. Leadership Team will monitor the behavior dashboard for our core effectiveness on a quarterly basis.

SPBP Submission
<ol style="list-style-type: none"> Upload completed SPBP (as PDF) into BCPS Central in the School Improvement Plan.  Complete PBIS Point of Contact form. 