

# BCPS STUDENT (Grades 6-12) CUSTOMER SURVEY 2025

---

run on 09/15/2025





# BCPS STUDENT (Grades 6-12) CUSTOMER SURVEY 2025

run on 09/15/2025

Custom Survey

1 survey(s) 833 response(s)

## Report Filters

**School:**  
N/A

**Race:**  
N/A

**Grade:**  
N/A

**Gender:**  
N/A

**Ethnicity:**  
N/A

**Tag:**  
N/A

## BCPS STUDENT (Grades 6-12) CUSTOMER SURVEY 2025

### Demographics

Number of Responses | Percentages of Total Responses

#### 1. Gender

Male	420	51%
Female	387	47%
Prefer not to answer	7	2%

824 respondents

#### 2. Race

American Indian or Alaska Native	1	1%
Asian	91	11%
Black or African American	303	37%
Native Hawaiian or Other Pacific Islander	1	1%
White	205	25%

Multiracial 92 11%

Other 101 12%

809 respondents

### 3. Ethnicity

Hispanic 382 49%

Non-Hispanic or Latino 297 38%

Prefer not to answer 95 12%

774 respondents

### 4. Grade

Grade 6 0%

Grade 7 0%

Grade 8 0%

Grade 9 221 27%

Grade 10 190 23%


Grade 11 285 34%

Grade 12 134 16%

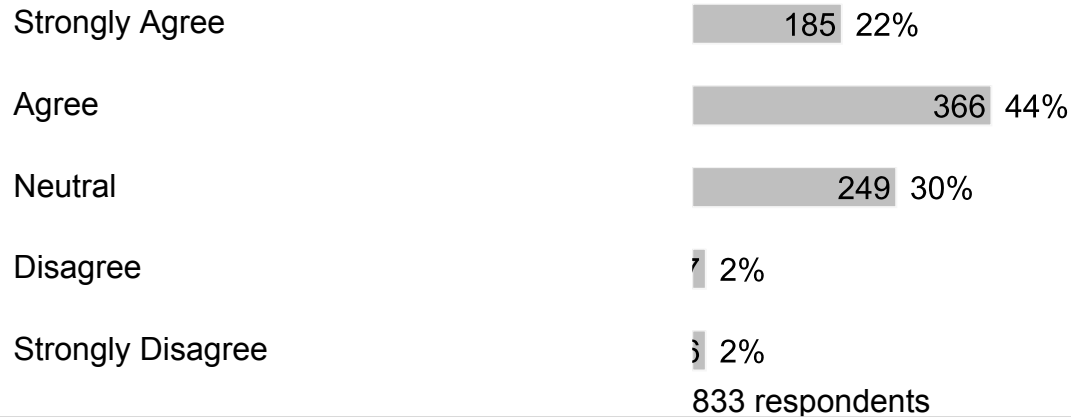
833 respondents

## C. Section 2

### 1. I feel safe at my school.



### 2. I feel safe getting to and from my school.



3. \*Note: Remember, this survey is anonymous, please report any bullying concerns to a trusted adult at your school. The next 10 questions ask about bullying. Bullying is when 1 or more students tease, threaten, spread rumors about, hit, shove, or hurt another student over and over again. It is not bullying when 2 students of about the same strength or power argue, fight or tease each other in a friendly way. During the past 12 months, have you ever been bullied on school property?

Yes 103 12%

No 730 88%

833 respondents

4. The primary location on school property where I was bullied during the last 12 months was:

On the school bus 2%

In the classroom 4%

In the cafeteria 2%

In the hallway 1%

In the restroom 1%

Other school area 2%

Does not apply to me 723 87%

828 respondents

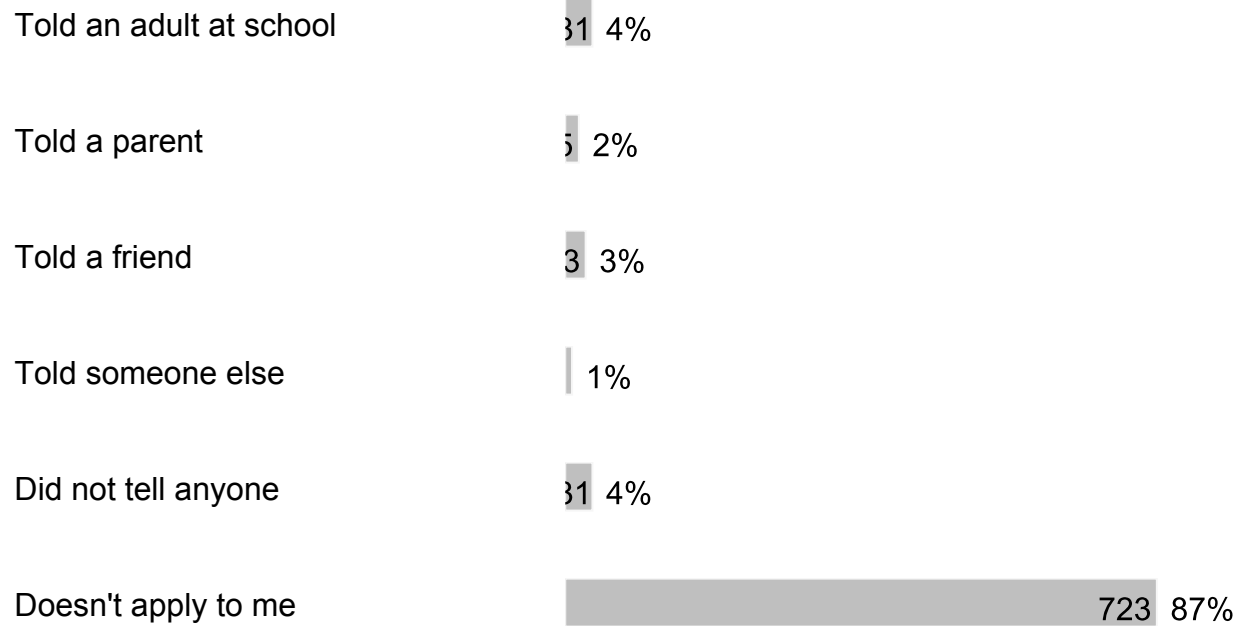
5. During the past 12 months, have you ever been electronically bullied? (Count being bullied through texting, Instagram, TikTok, Snapchat or other social media.)

Yes 54 6%

No 779 94%

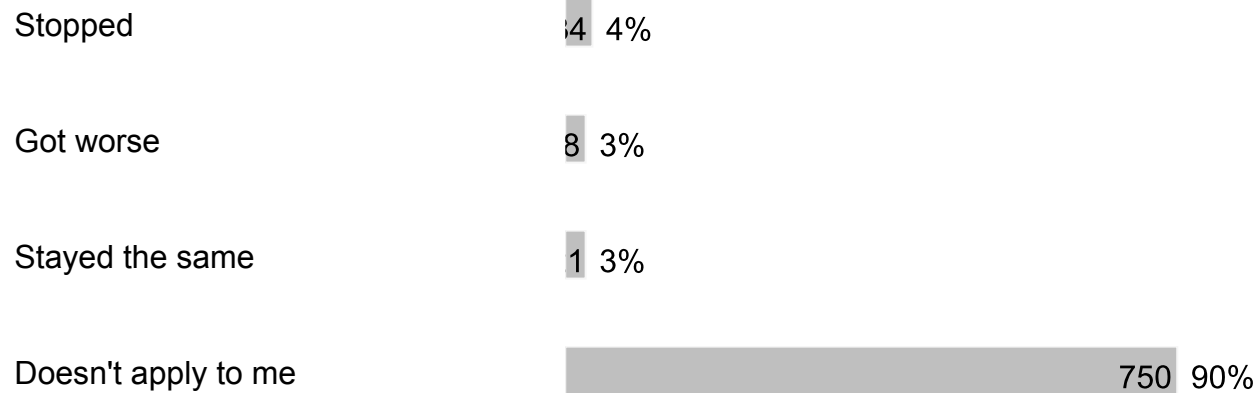
833 respondents

**6. After I was bullied, I:**



833 respondents

**7. After I told an adult at school about being bullied, the bullying:**



833 respondents

**8. A teacher or another adult at school taught our class about what bullying is this school year.**

Yes 531 64%

No 302 36%

833 respondents

**9. I think bullying is wrong.**

Strongly Agree 404 48%

Agree 254 30%

Neutral 134 16%

Disagree 4 2%

Strongly Disagree 7 3%

833 respondents

**10. I know different ways to intervene or help if bullying were occurring or going to occur.**

Strongly Agree 191 23%

Agree 326 39%

Neutral 272 33%

Disagree 5 3%

Strongly Disagree 3 2%

833 respondents

**11. I would intervene or help if another student was being bullied.**

Strongly Agree 181 22%

Agree	282	34%
Neutral	314	38%
Disagree	8	3%
Strongly Disagree	8	3%

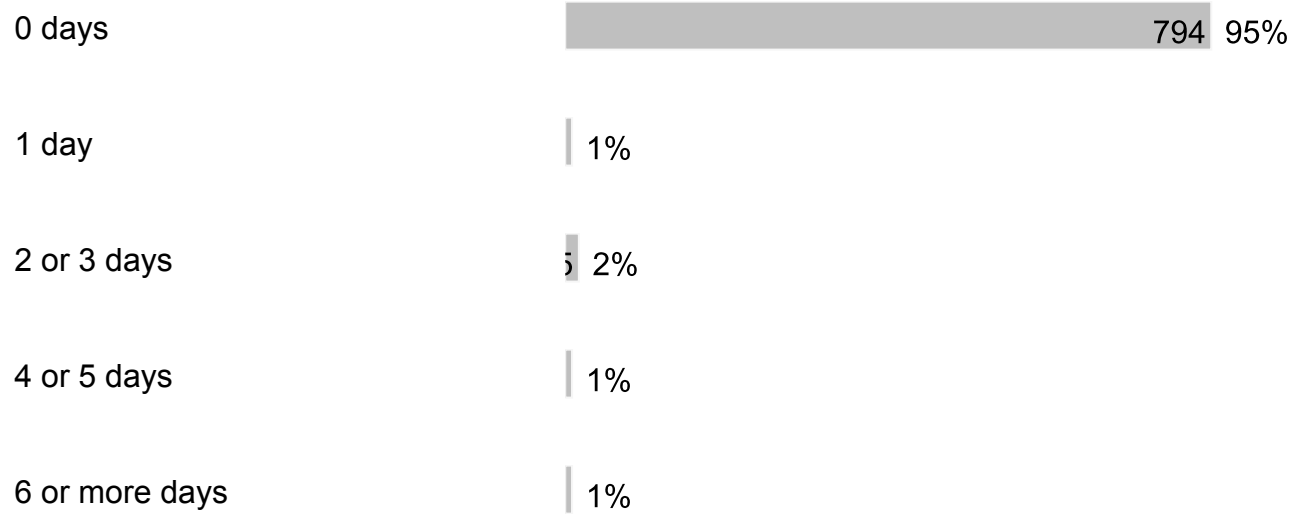
833 respondents

**12. What can adults do to help stop bullying at school?**

Supervise the school better	182	22%
Start a student patrol program	31	4%
Make punishment for bullying more harsh	227	27%
Intervene more when they see bullying or disrespect	150	18%
Talk/teach about bully prevention and/or intervention in class	87	10%
Help students work together and make friends	53	6%
Teach and celebrate kindness and respect more	103	12%

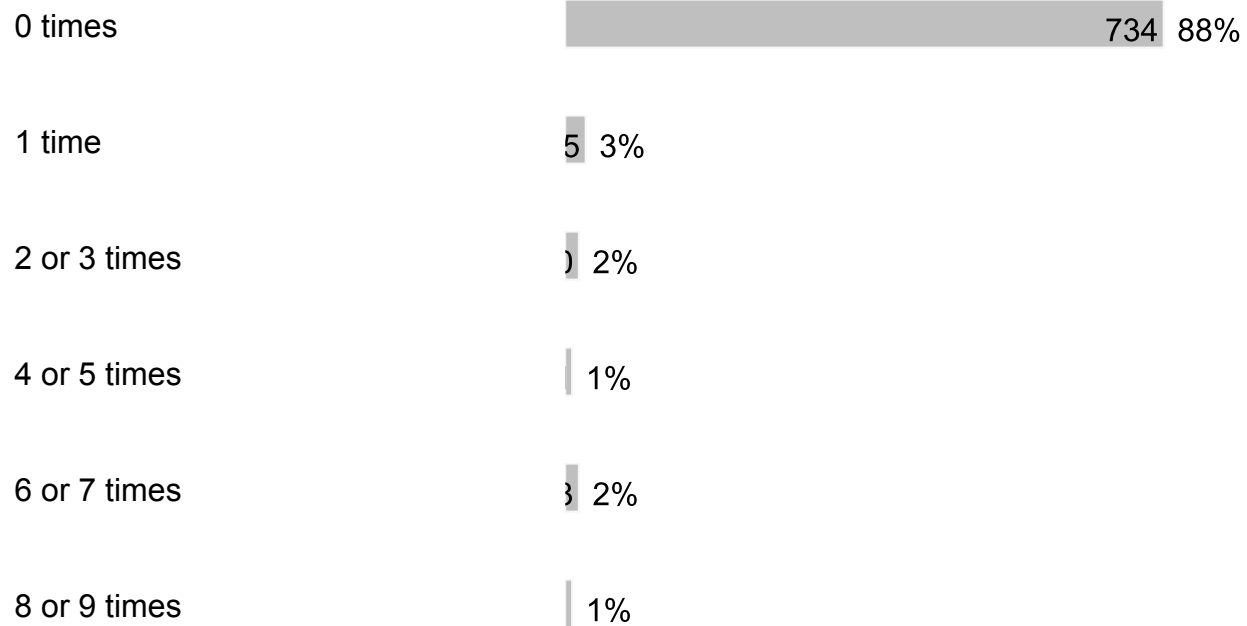
833 respondents

**13. During the past 30 days, how many days did you carry a weapon such as a gun, knife or club on school property?**



833 respondents

**14. During the past 30 days, how many times have you been threatened by another student at school?**



10 or 11 times | 1%

12 or more times | 2%

833 respondents

**15. During the past 12 months, how many times were you in a physical fight on school property?**

0 times | 758 91%

1 time | 1 3%

2 or 3 times | 2 2%

4 or 5 times | 2 2%

6 or 7 times | 0%

8 or 9 times | 0%

10 or 11 times | 0%

12 or more times | 1%

830 respondents

**16. During the past 12 months, how many times did someone you were dating or going out with physically hurt you on purpose? (Count such things as being hit, slammed into something or injured with an object or weapon.)**

I did not date or go out with anyone during the past 12 months 475 57%

0 times 300 36%

1 time 5 2%

2 or 3 times 7 2%

4 or 5 times 1 1%

6 or more times 7 2%

833 respondents

**17.** During the past 30 days, how many days did you have at least one drink of alcohol? (Alcohol includes drinking beer, wine, flavored alcoholic beverages and liquor such as rum, gin, vodka, whiskey, etc.) For the purpose of this question, drinking alcohol does not include drinking a few sips of wine for religious purposes.

0 days 763 92%

1 or 2 days 4 3%

3 or 5 days 1 1%

6 to 9 days 1 1%

10 to 19 days 1 1%

20 to 29 days 0%

All 30 days 1%

833 respondents

**18.** During the past 30 days, how many days did you use an electronic vapor product? (Electronic vapor products include JUUL, SMOK, Suorin, Vuse, blu e-cigarettes, vapes, vape pens, e-cigars, e-hookahs, hookah pens, mods, etc.)

0 days 777 93%

1 or 2 days 1%

3 or 5 days 1%

6 to 9 days 1%

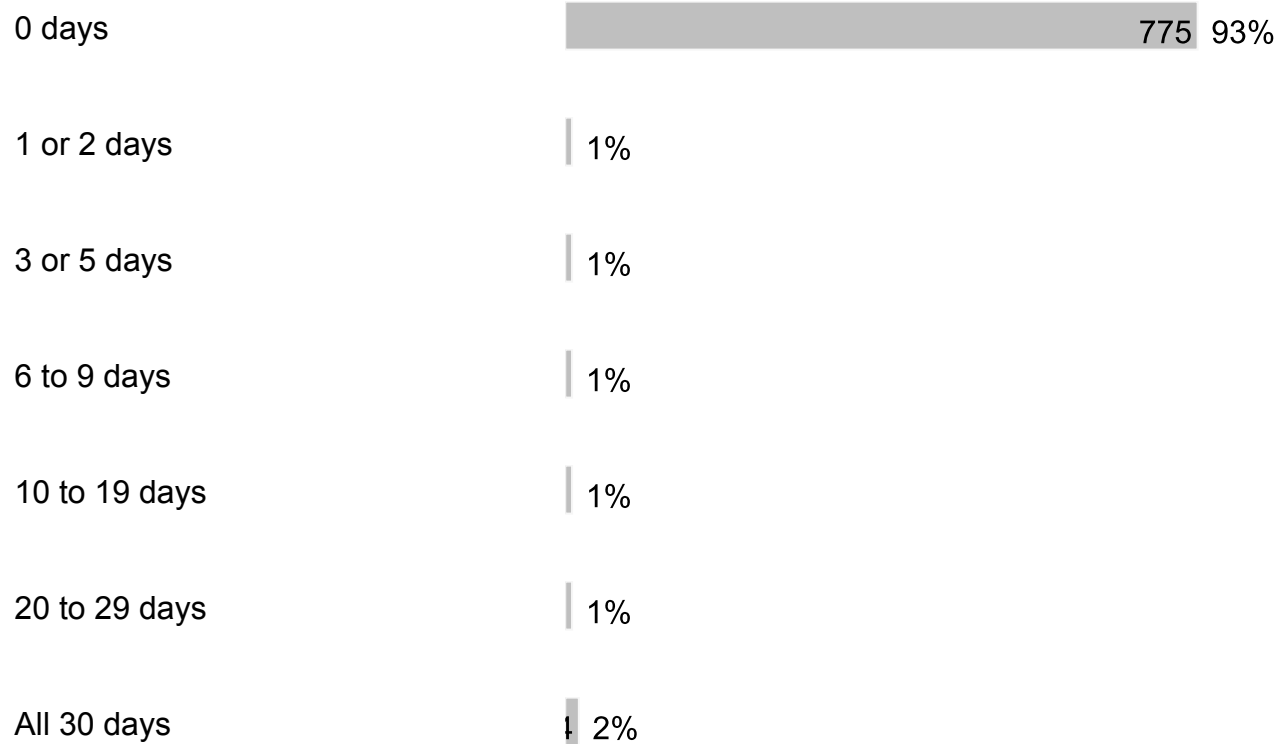
10 to 19 days 1%

20 to 29 days 1%

All 30 days 2%

833 respondents

**19.** During the past 30 days, how many days did you use marijuana (also called pot or weed)? Do not count CBD-only or hemp products, which come from the same plant as marijuana, but do not cause a high when used alone.



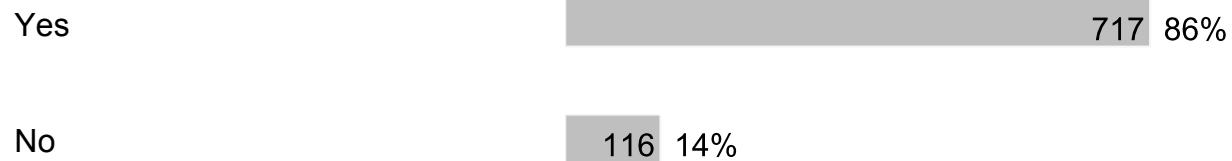
833 respondents

**20. During the school year, I participated in alcohol, other drug or tobacco prevention activities or lessons.**



833 respondents

**21. I believe drinking alcohol is bad for your brain.**



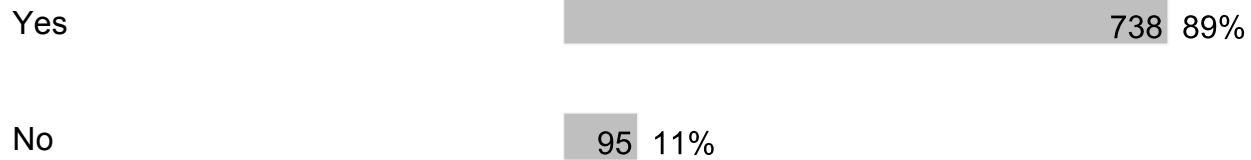
833 respondents

**22. In your opinion, what percentage of Broward County students in grades 6 - 12 choose not to drink alcohol?**



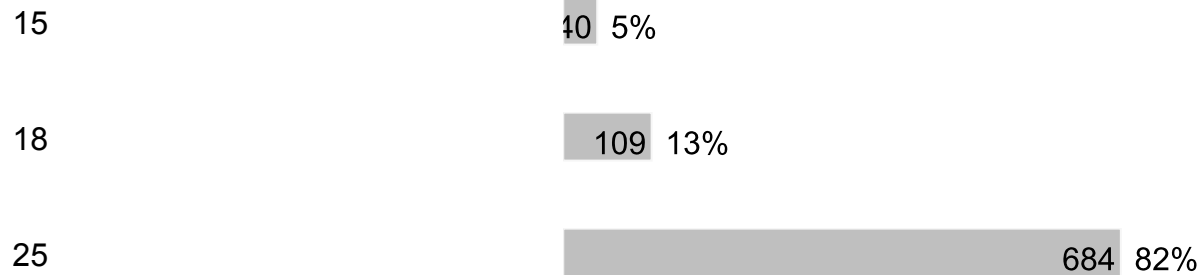
833 respondents

**23. I believe using drugs are bad for your health.**




833 respondents

**24. At what age is a human brain fully developed?**



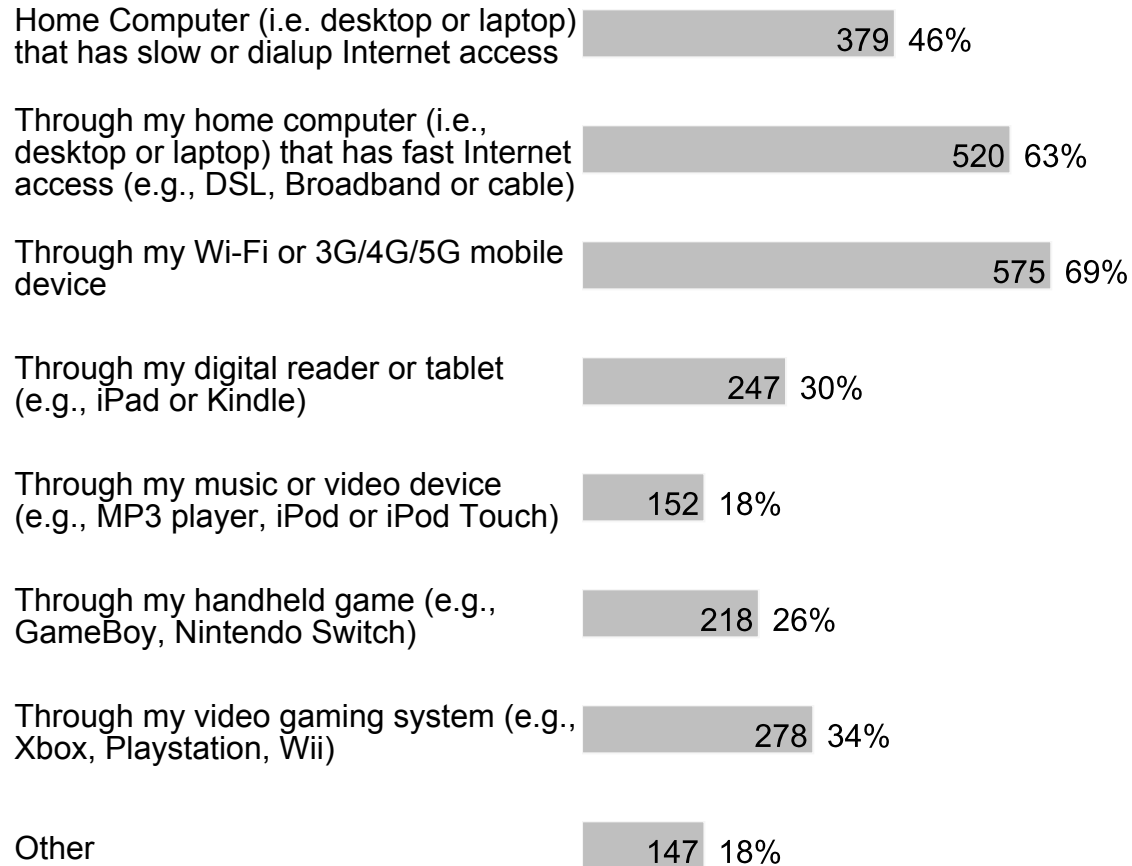
833 respondents

**25. My school is clean and well-maintained.**



## D. Section 3

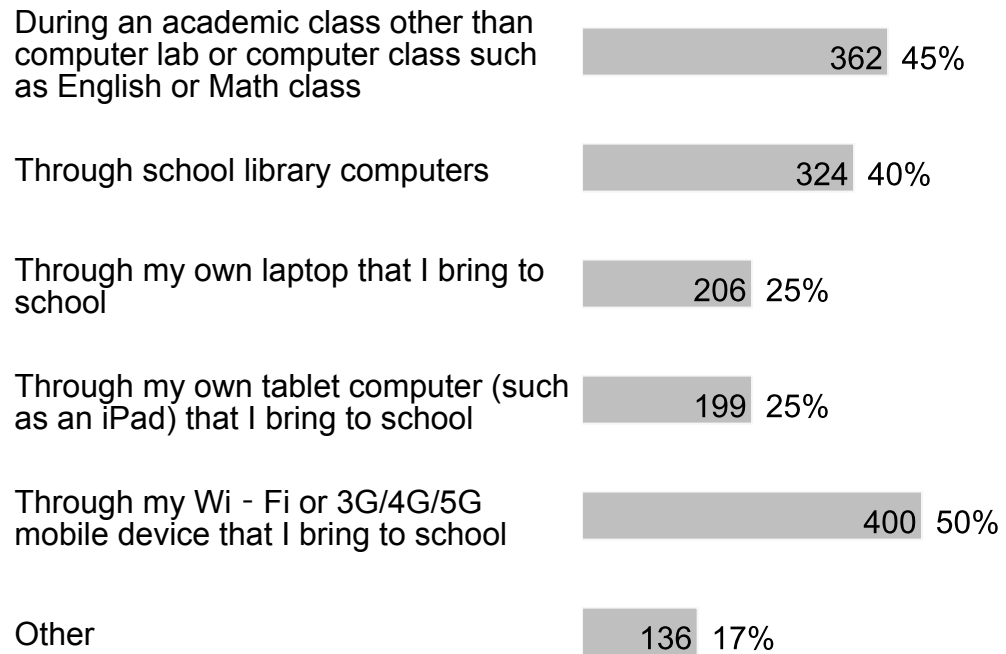
1. During a typical week, I have access to the internet at home in the following ways (check all that apply):



829 respondents

2. During a typical school day, I have access to the internet at school in the following ways (check all that apply):

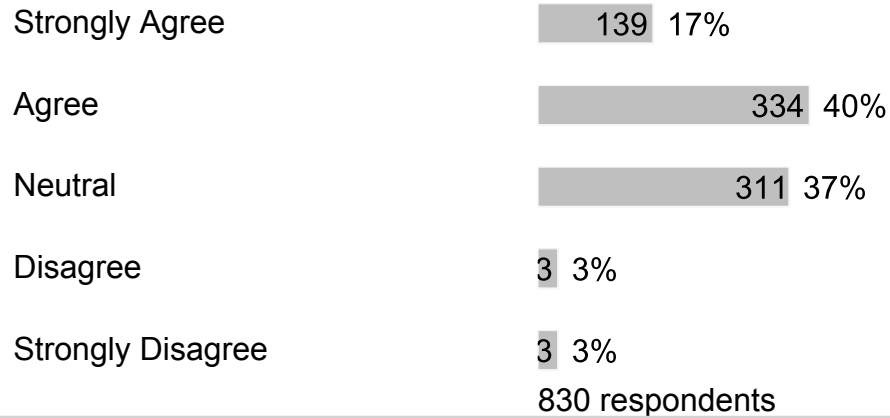




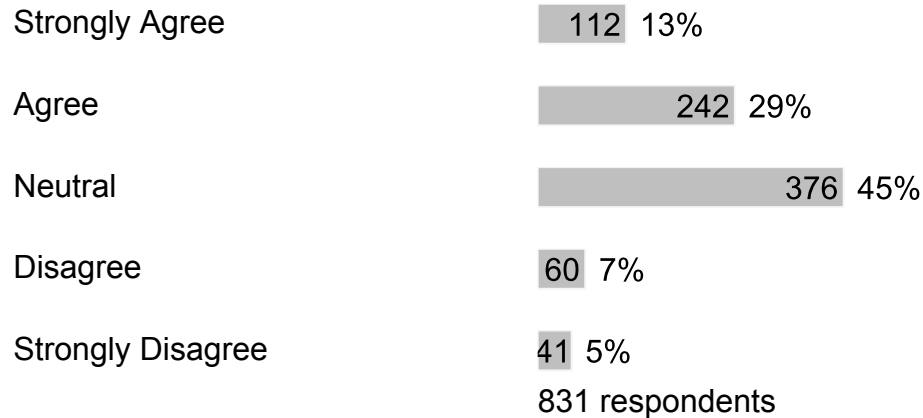
808 respondents

## E. Section 4

### 1. My school provides sufficient material resources (books, supplies, technology, etc.) to meet my needs.



### 2. I would recommend my school to my friends.



## F. Section 5

### 1. If I have a problem, I know who I can go to for help.

Strongly Agree	128	15%
Agree	317	38%
Neutral	327	39%
Disagree	57	4%
Strongly Disagree	3	3%

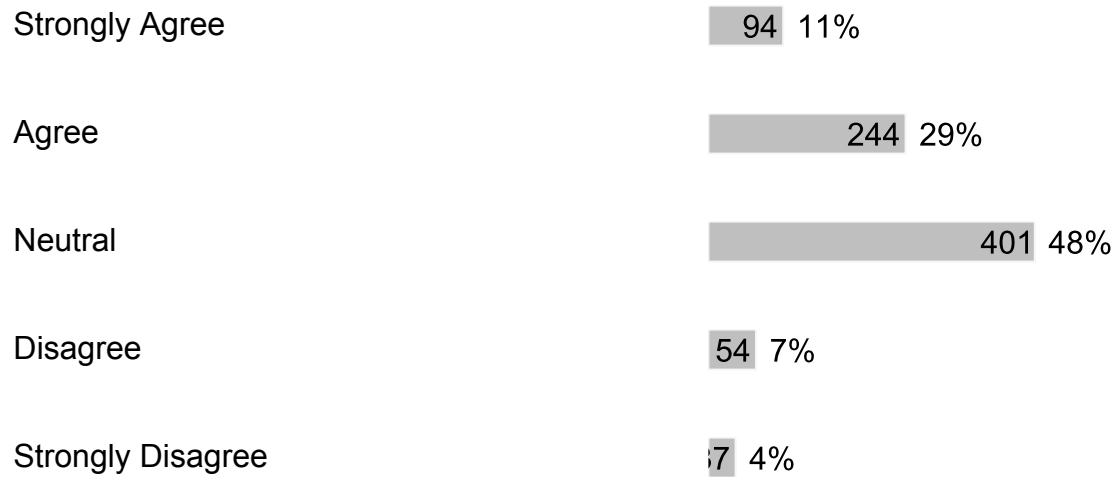
832 respondents

### 2. In my school, students treat adults with respect.

Strongly Agree	89	11%
Agree	191	23%
Neutral	406	49%
Disagree	96	12%
Strongly Disagree	45	5%

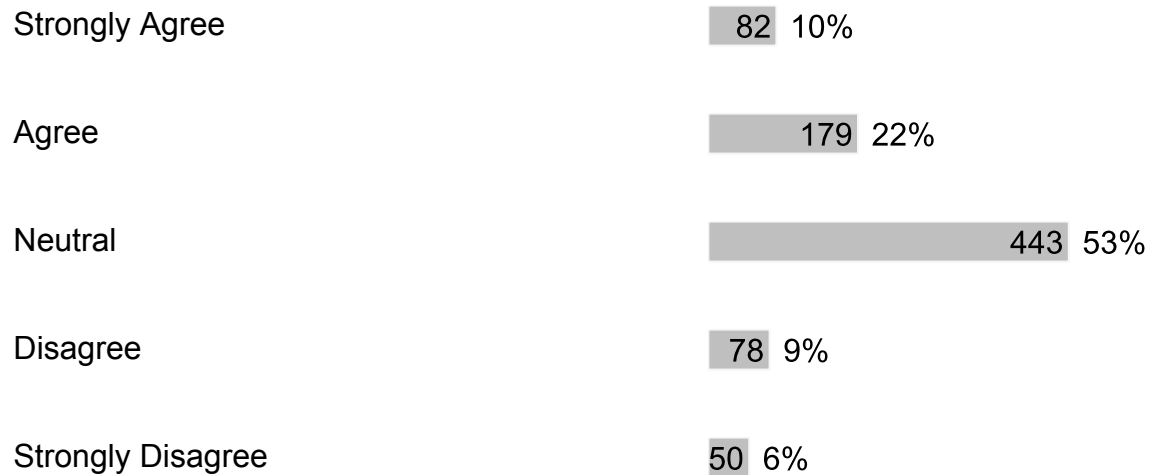
827 respondents

**3. In my school, adults treat students with respect.**



830 respondents

**4. In my school, students treat each other with respect.**



832 respondents

**5. My school provides me the support that I need.**

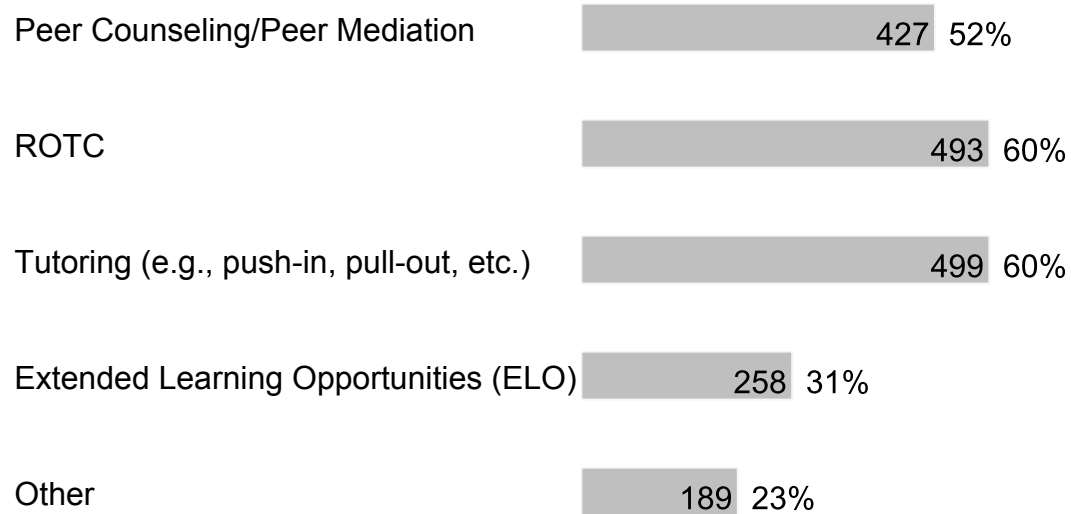


Agree	288	35%
Neutral	382	46%
Disagree	12	4%
Strongly Disagree	9	4%

822 respondents

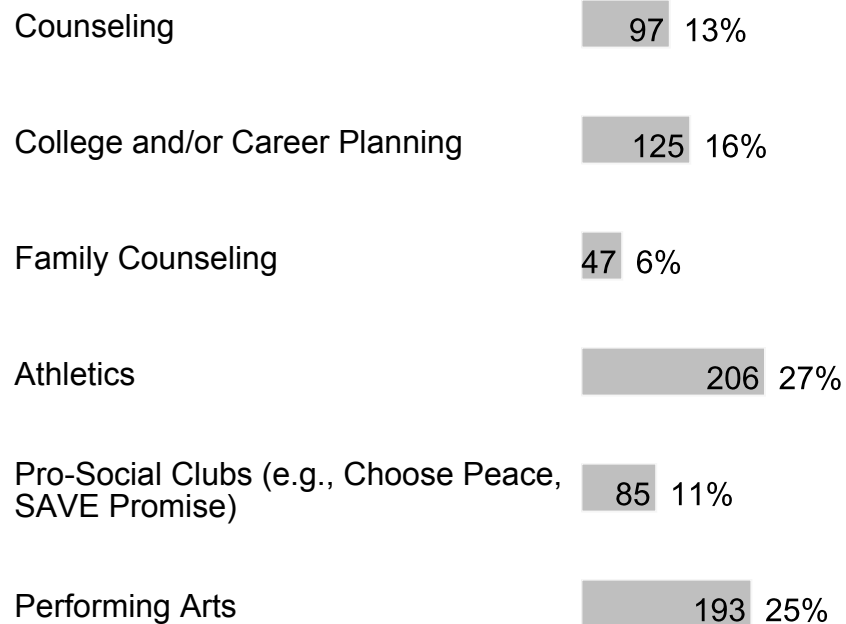
**6. At my school, the following programs/services are available (check all that apply):**

Counseling	586	71%
College and/or Career Planning	545	66%
Family Counseling	337	41%
Athletics	549	66%
Pro-Social Clubs (e.g., Choose Peace, SAVE Promise)	377	46%
Performing Arts	531	64%
Mentoring	333	40%
Academic/Social Clubs (e.g., SGA, Debate, NHS, First Priority, etc.)	492	60%



826 respondents

7. At my school, I participate in the following programs/services (check all that apply):



Mentoring	51	7%
Academic/Social Clubs (e.g., SGA, Debate, NHS, First Priority, etc.)	189	25%
Peer Counseling/Peer Mediation	56	7%
ROTC	85	11%
Tutoring (e.g., push-in, pull-out, etc.)	115	15%
Extended Learning Opportunities (ELO)	6	3%
Other	233	30%

767 respondents

8. These are the programs/services at my school that I value most or would value if they were available at my school (check all that apply):

Counseling	143	19%
College and/or Career Planning	149	20%
Family Counseling	85	11%
Athletics	180	24%

Pro-Social Clubs (e.g., Choose Peace, SAVE Promise)	103	14%
Performing Arts	152	20%
Mentoring	96	13%
Academic/Social Clubs (e.g., SGA, Debate, NHS, First Priority, etc.)	135	18%
Peer Counseling/Peer Mediation	85	11%
ROTC	102	13%
Tutoring (e.g., push-in, pull-out, etc.)	126	17%
Extended Learning Opportunities (ELO)	70	9%
Other	313	41%

761 respondents

**9. I am friends with other students at this school.**

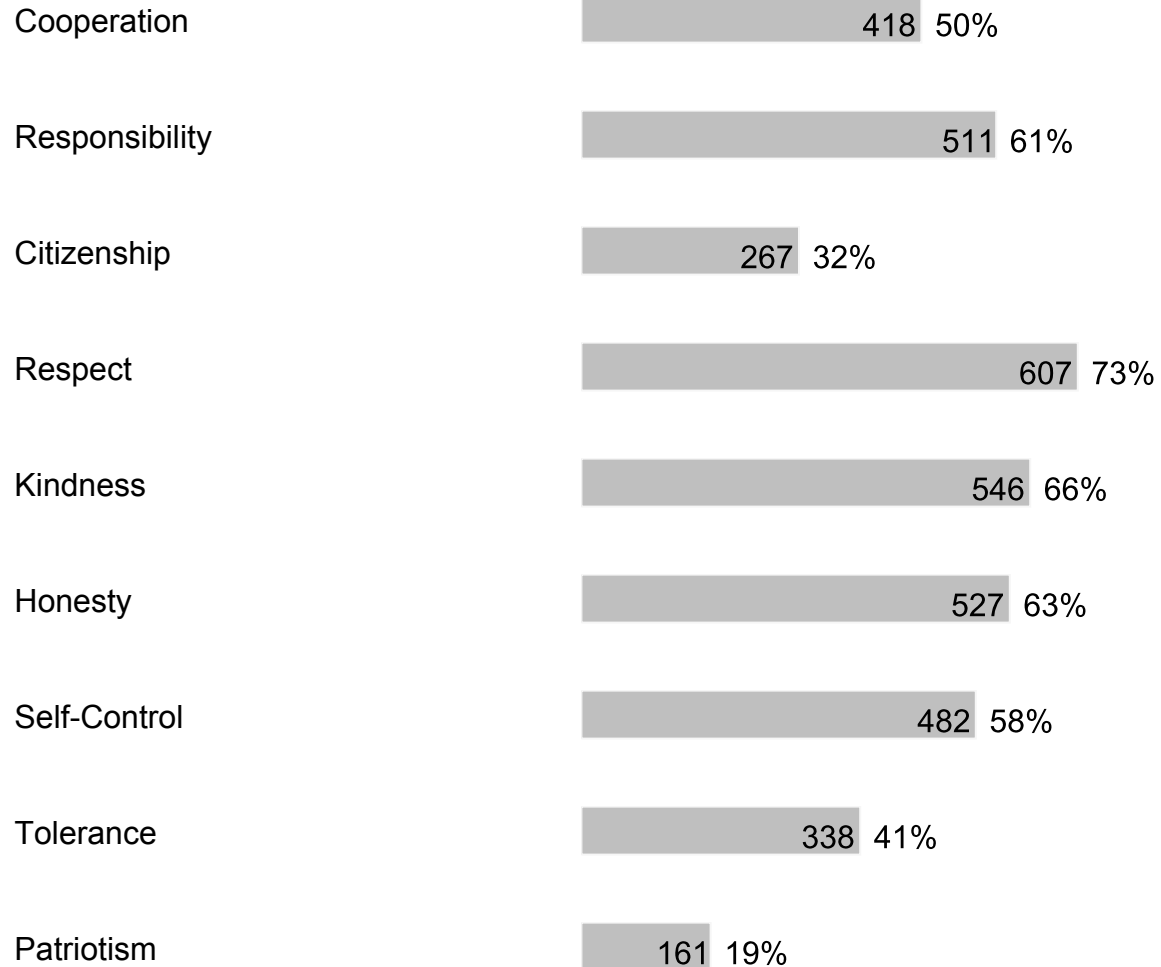
Strongly Agree	237	28%
Agree	341	41%
Neutral	231	28%

Disagree | 1%

Strongly Disagree } 2%

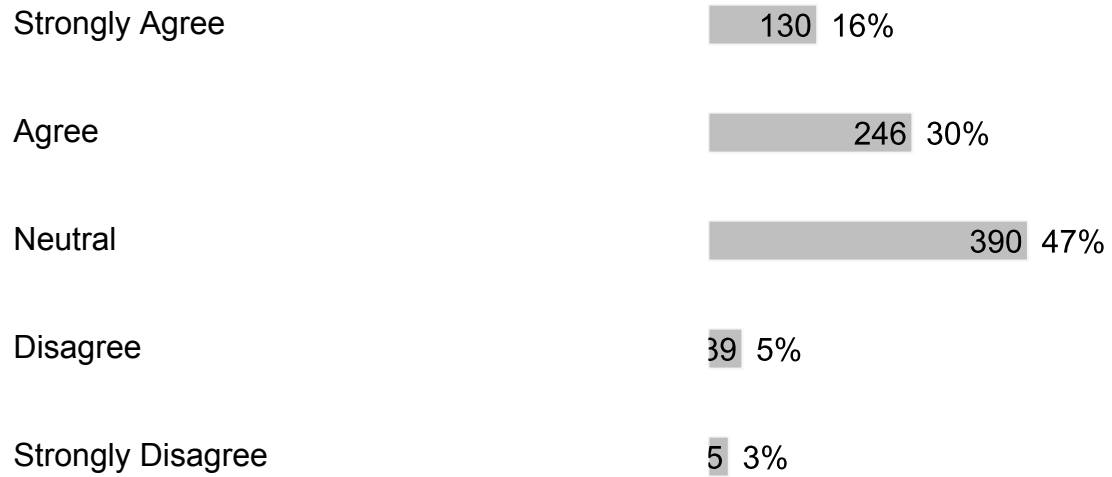
833 respondents

**10. Which character traits do you value the most in yourself and others? (check all that apply)**




833 respondents

**11. I receive acknowledgement and/or praise for my strengths or accomplishments by adults at my school.**



830 respondents

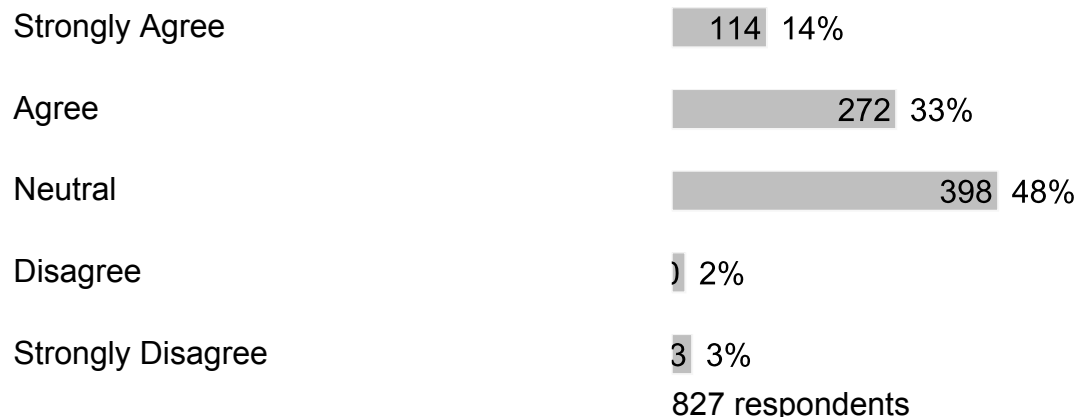
**12. I enjoy eating food prepared by the cafeteria.**



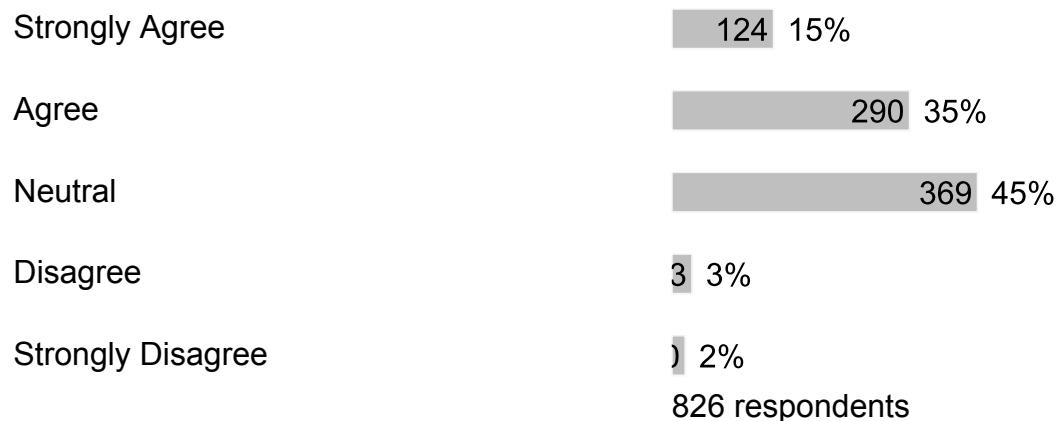
833 respondents

## G. Section 6

### 1. In my school, a high-quality education is offered.



### 2. My school provides me with challenging curriculum, uses a variety of teaching methods and learning experiences to develop the skills I need to succeed.

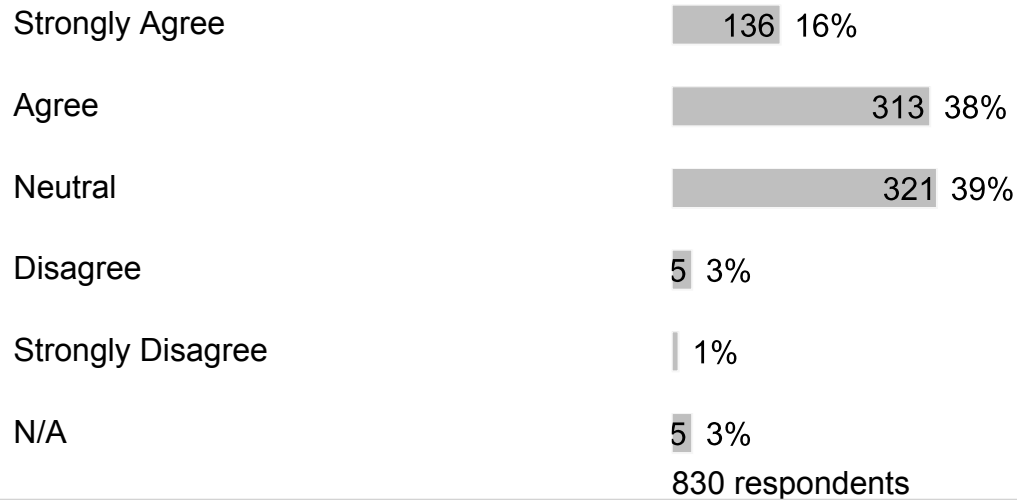


### 3. My school motivates me to set academic goals and learn new things.

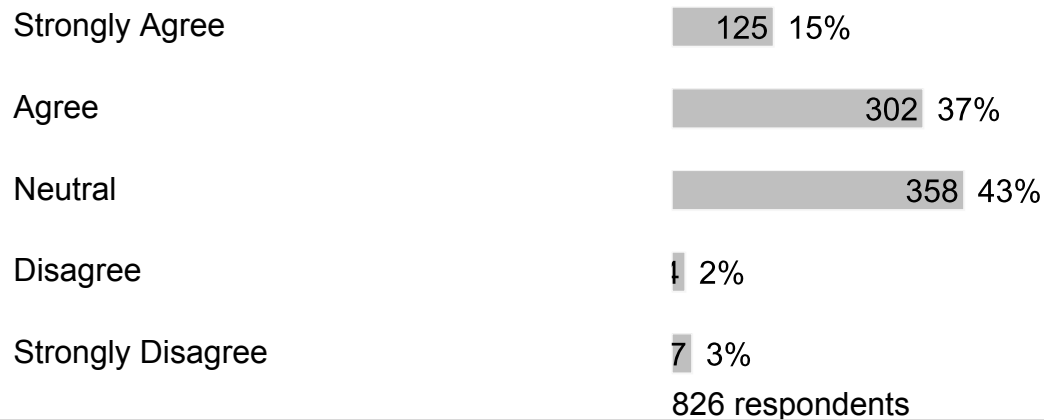




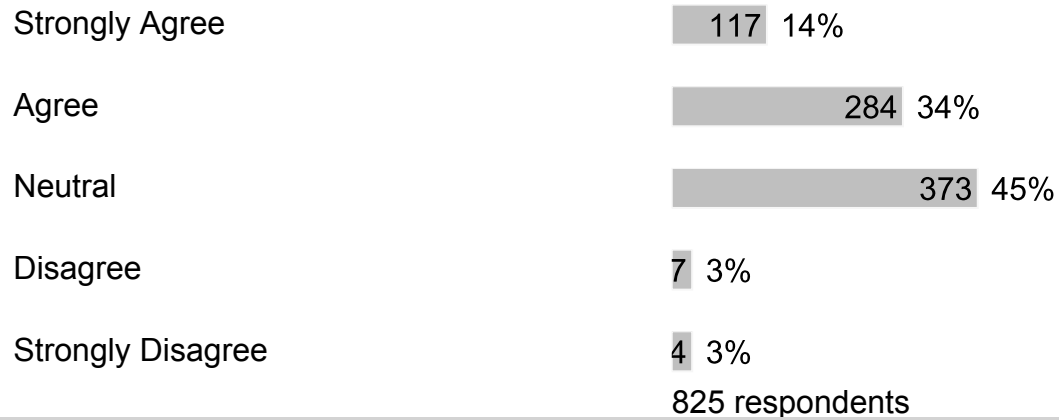
**4. My teachers use tests, projects, presentations, and portfolios to assess my understanding of what was taught.**



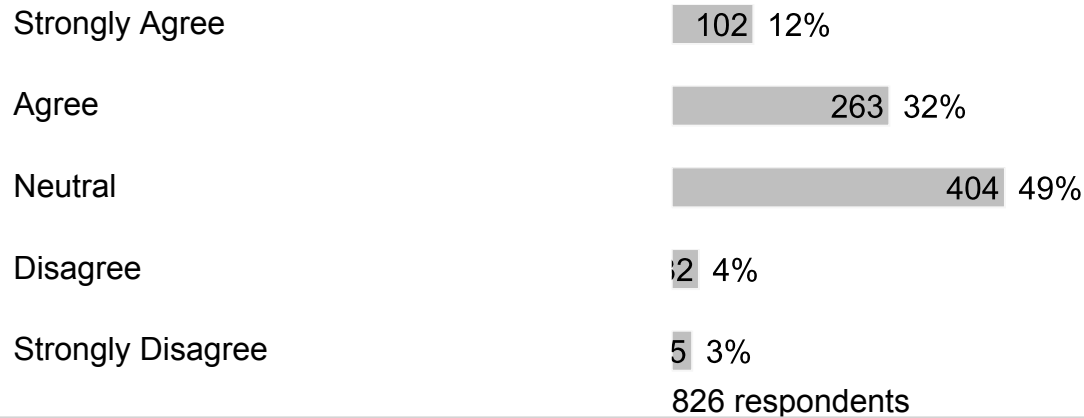
**5. My school prepares me for success in the next school year.**




**6. Lessons and materials in our school prepare us to be effective users of media and technology.**



7. In class, students spend considerable amounts of time actively engaged in learning (such as solving problems, discussing ideas, creating their own work, reading, writing, speaking and researching).



8. My teachers effectively engage students in the classroom and encourage creative thinking.



826 respondents

**9. There are few distractions during class.**

Strongly Agree	101	12%
Agree	202	24%
Neutral	430	52%
Disagree	62	8%
Strongly Disagree	31	4%

826 respondents

**10. Students are encouraged to work in groups regularly.**

Strongly Agree	88	11%
Agree	229	28%
Neutral	433	52%
Disagree	54	7%
Strongly Disagree	3	3%

827 respondents

**11. Teachers are generally fair when it comes to grading student work.**

Strongly Agree	114	14%
Agree	235	29%
Neutral	409	50%
Disagree	42	5%

Strongly Disagree 3 3%  
823 respondents

**12. I give class presentations or share my work with classmates.**

Strongly Agree 97 12%  
Agree 250 30%  
Neutral 412 50%  
Disagree 39 5%  
Strongly Disagree 8 3%  
826 respondents

**13. I work on assignments that challenge me and/or take more than one class period to complete.**

Strongly Agree 143 17%  
Agree 267 32%  
Neutral 377 46%  
Disagree 7 2%  
Strongly Disagree 1 3%  
825 respondents

**14. I complete meaningful homework to review what I learned in class and/or prepare for the next day's lesson.**

Strongly Agree 119 14%  
Agree 254 31%  
Neutral 397 48%

Disagree 5 3%

Strongly Disagree 9 4%

824 respondents

**15. I receive feedback about my work that helps me better understand what I'm learning.**

Strongly Agree 114 14%

Agree 252 31%

Neutral 406 49%

Disagree 6 3%

Strongly Disagree 7 3%

825 respondents

**16. I am provided opportunities to correct or improve my work.**

Strongly Agree 120 15%

Agree 281 34%

Neutral 374 45%

Disagree 7 3%

Strongly Disagree 4 3%

826 respondents

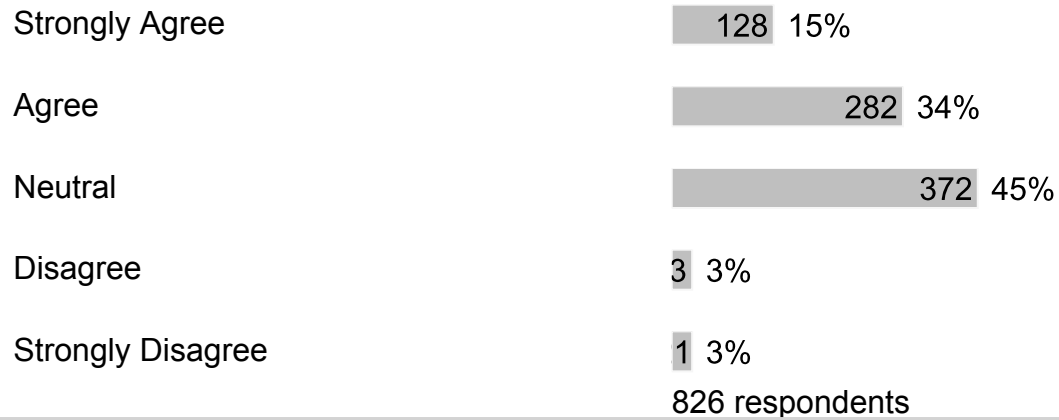
**17. I am provided opportunities to participate in class discussions and activities.**

Strongly Agree 125 15%

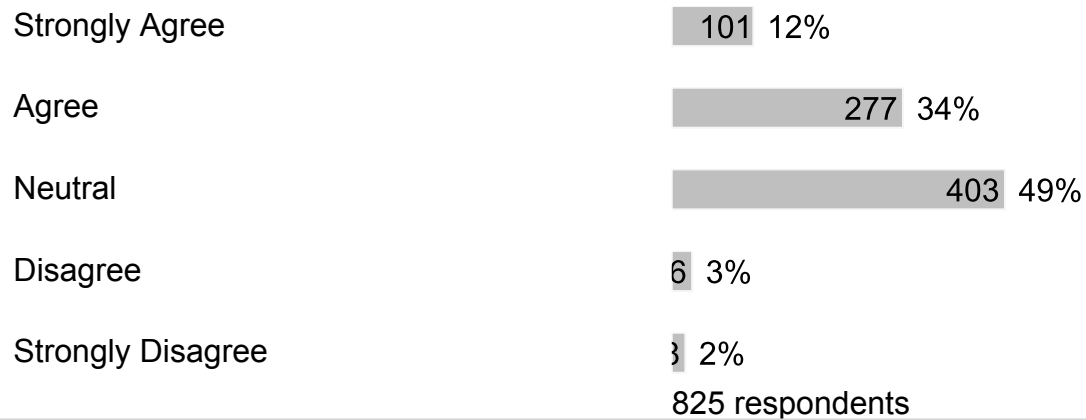
Agree 304 37%



**18. My teachers explain their expectations so I can be successful.**




**19. My teachers provide me with information about how well I am doing in school.**

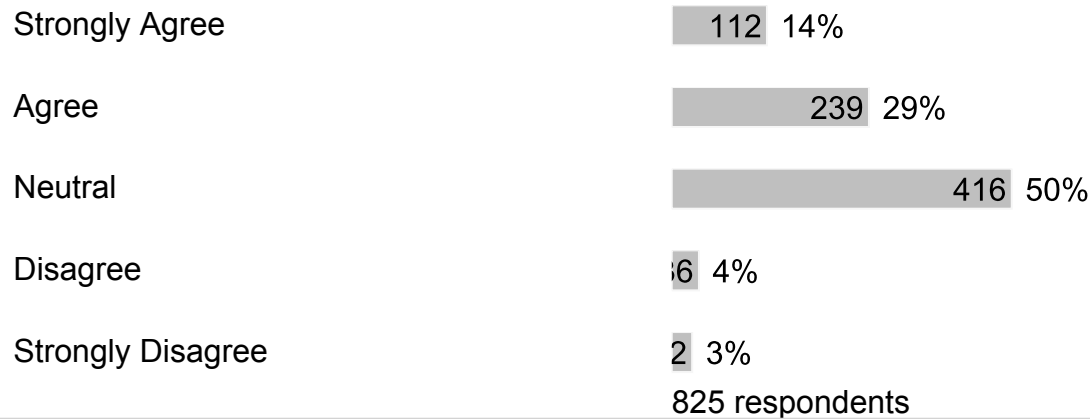


**20. Teachers regularly post information online or send home a newsletter.**

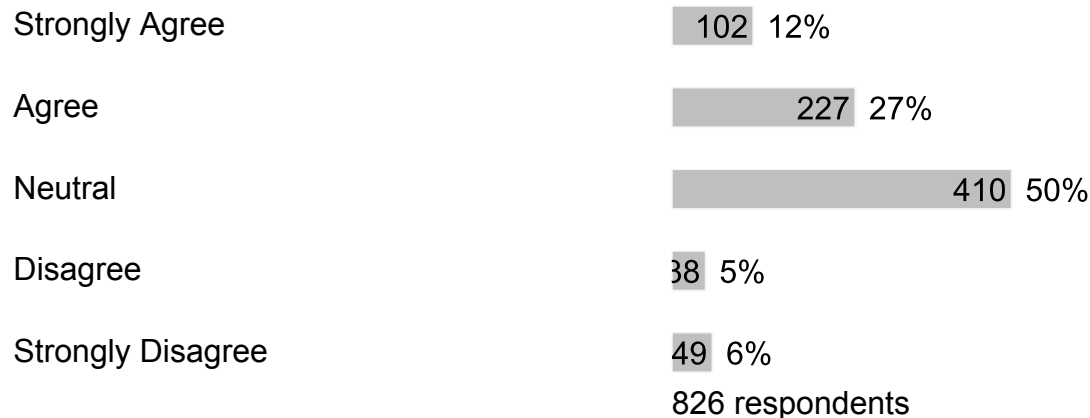




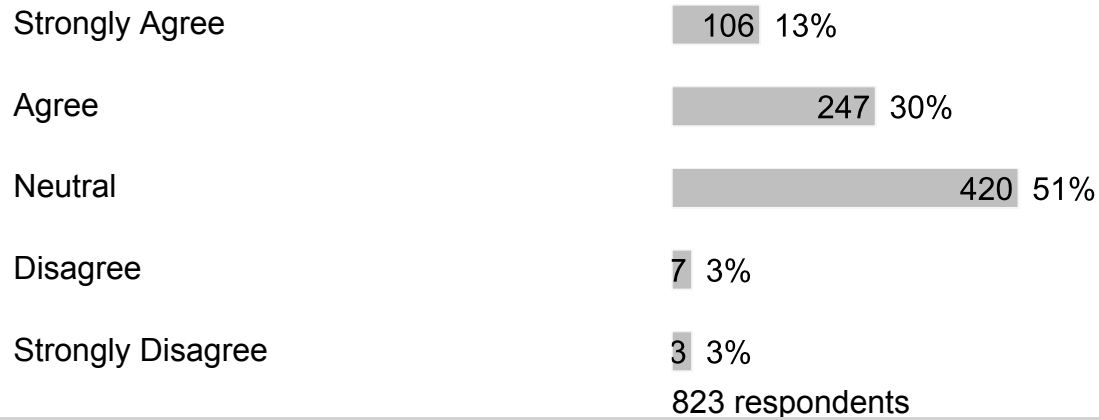
**21. My teachers keep my family informed of my academic progress.**



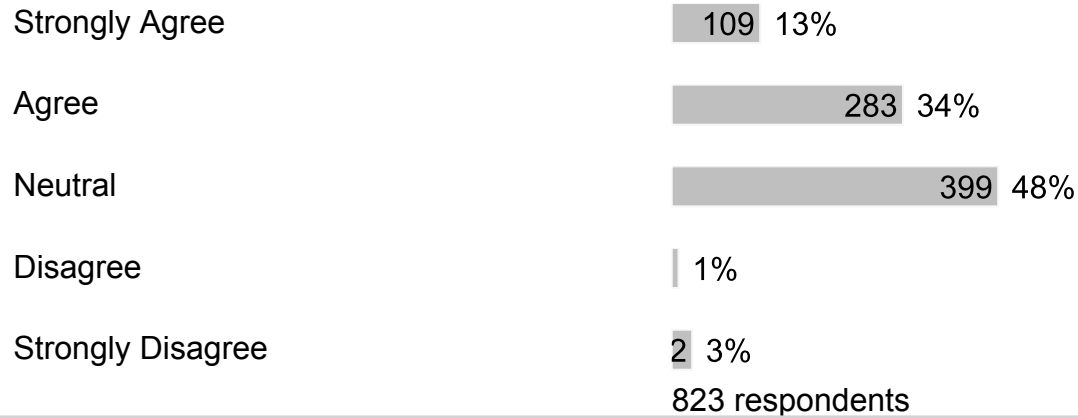
**22. My school considers students' opinions when changing rules/policies and planning ways to improve the school.**




**23. My school shares information about school success with my community.**



**24. Our school uses different ways to communicate what is happening to parents and students.**



**25. My school focuses on Customer Service (greeting with a smile and responding to questions and concerns within one business day).**



825 respondents

## H. Section 7

1. What else would you like to tell us about your school?

Free form text answers are available in the exported CSV report