

# **BCPS PARENT CUSTOMER SURVEY 2024 (English, Spanish, Portuguese and Haitian Creole)**

---

run on 09/11/2025



surveys

Custom Survey

1 survey(s) 56 response(s)

**Report Filters****School:**

Panther Run Elementary School

**Race:**

N/A

**Grade:**

N/A

**Gender:**

N/A

**Ethnicity:**

N/A

**Tag:**

N/A

## BCPS PARENT CUSTOMER SURVEY 2024 (English, Spanish, Portuguese and Haitian Creole)

### Demographics

Number of Responses | Percentages of Total Responses

#### 1. Gender

Male	11	20%
Female	38	69%
Prefer not to answer	6	11%

55 respondents

#### 2. Race

Asian	3	6%
Black or African American	6	11%
White	31	57%
Multiracial	7	13%

Other 7 13%

54 respondents

### 3. Ethnicity

Hispanic 22 44%

Non-Hispanic or Latino 24 48%

Prefer not to answer 4 8%

50 respondents

### 4. Grade

Grade PK 2 4%

Grade K 1 2%

Grade 1 6 11%

Grade 2 9 16%

Grade 3 12 21%

Grade 4 12 21%

Grade 5 12 21%

Grade 6 1 2%

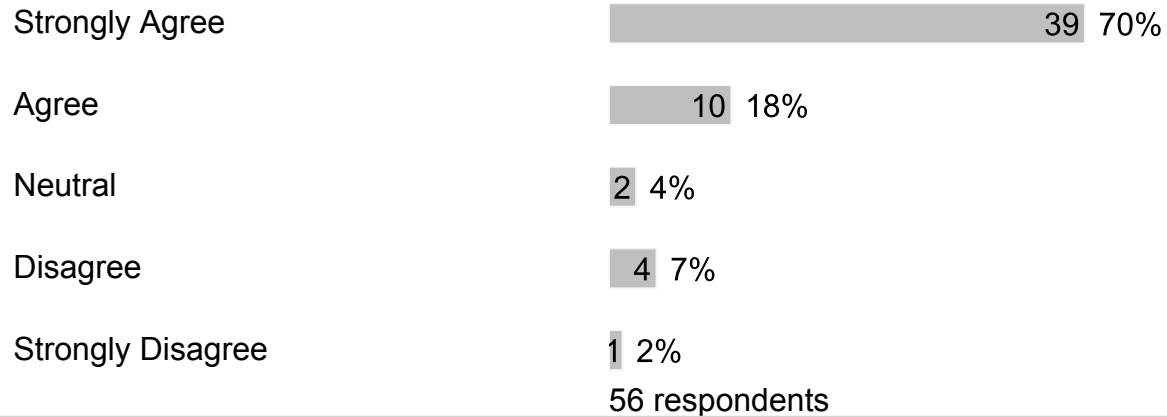
Grade 8

1 2%

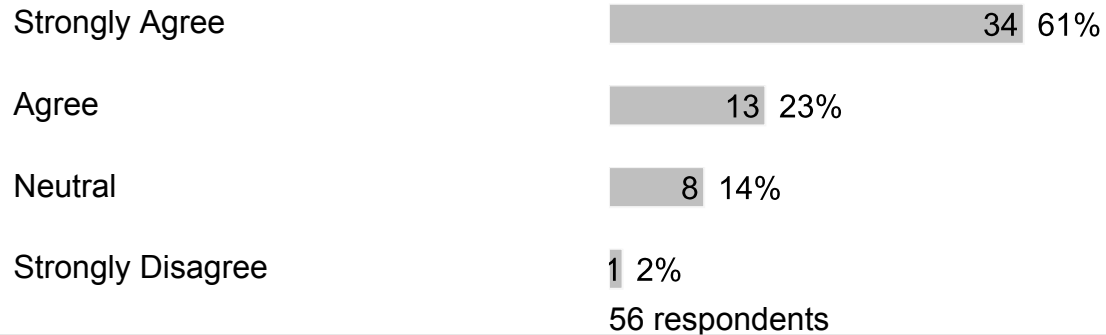
56 respondents

## B. Safety


### 1. My child feels safe at school.



### 2. My child's school is clean and well-maintained.



### 3. I would recommend my child's school to my friends and/or family.



Strongly Disagree 3 5%  
56 respondents

4. Bullying is when 1 or more students tease, threaten, spread rumors about, hit, shove or hurt another student over and over again. It is not bullying when 2 students of about the same strength or power argue, fight or tease each other in a friendly way. Have students bullied or cyberbullied your child at school this year?

Strongly Agree 2 4%  
Agree 6 11%  
Neutral 14 26%  
Disagree 12 22%  
Strongly Disagree 20 37%  
54 respondents

5. After my child was bullied, I contacted school staff.

Strongly Agree 4 8%  
Agree 1 2%  
Neutral 8 15%  
Does Not Apply 40 75%  
53 respondents

6. After I contacted school staff, the bullying behavior against my child stopped.

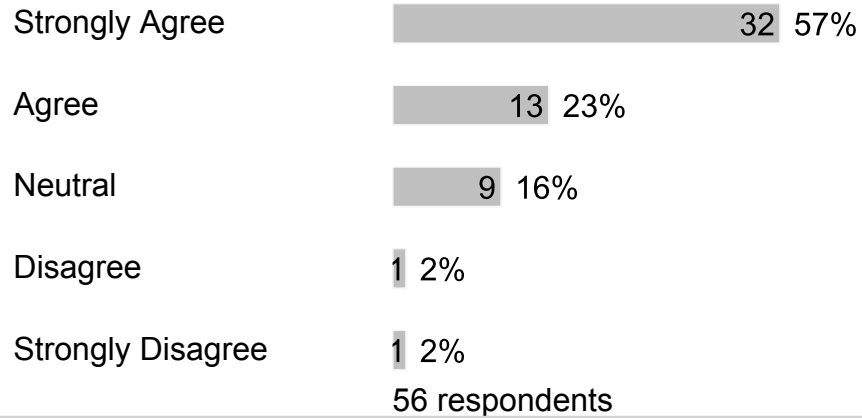
Strongly Agree 3 6%  
Neutral 9 17%  
Disagree 1 2%

Does Not Apply

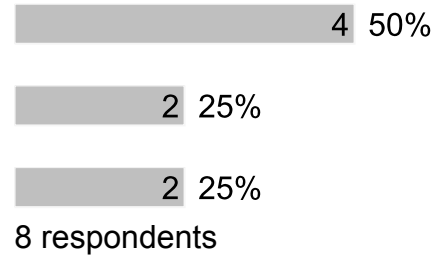


## C. Equity

### 1. Our school provides an equitable and inclusive environment for students.



### 2. Intentionally Left Blank

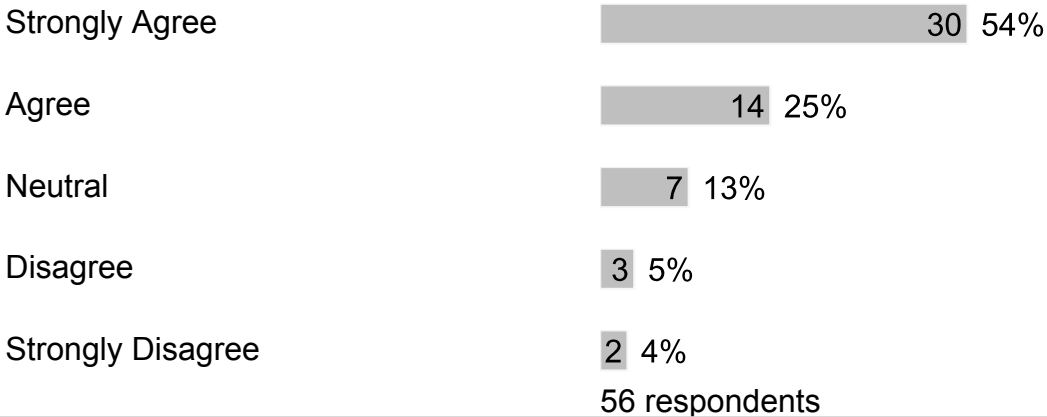


# D. School Support

1. Our school provides sufficient material resources (books, computers, learning materials, etc.) to meet student needs.



2. Our school provides qualified staff members to support student learning.



3. At school, my child has up-to-date computers and other technology to learn.

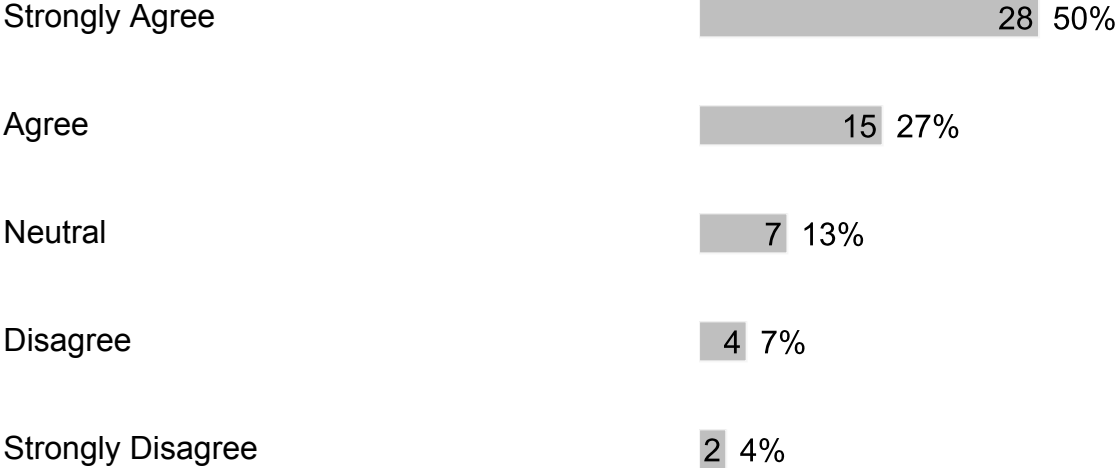


Neutral	9	16%
Disagree	1	2%
Strongly Disagree	2	4%

56 respondents

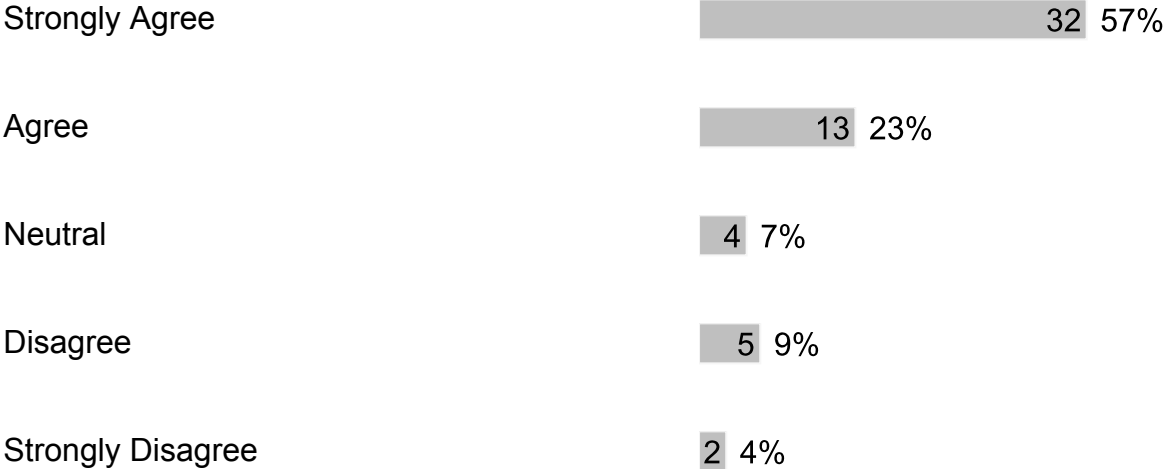
# E. Wellness Support

## 1. If my child has a problem, they know who they can go to for help.



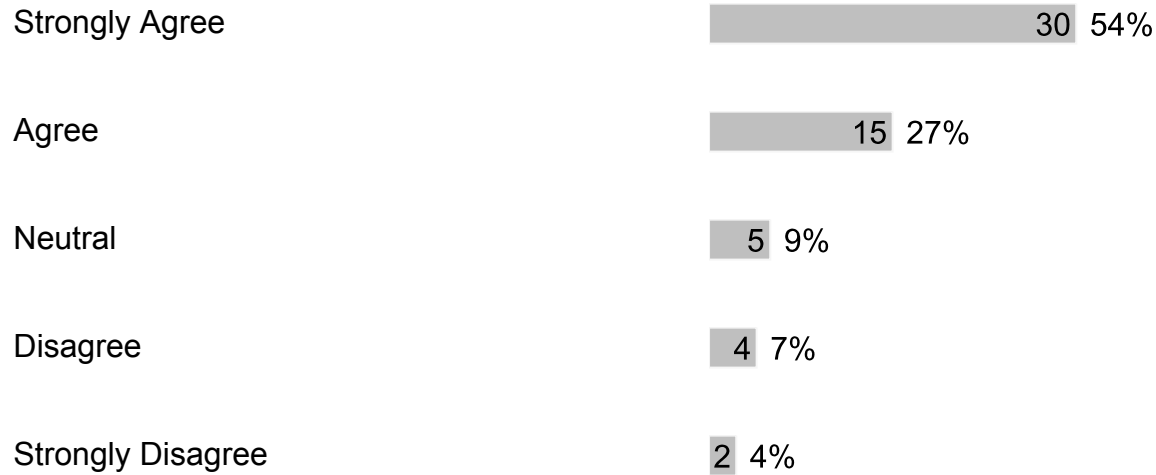
56 respondents

## 2. My child likes going to school.



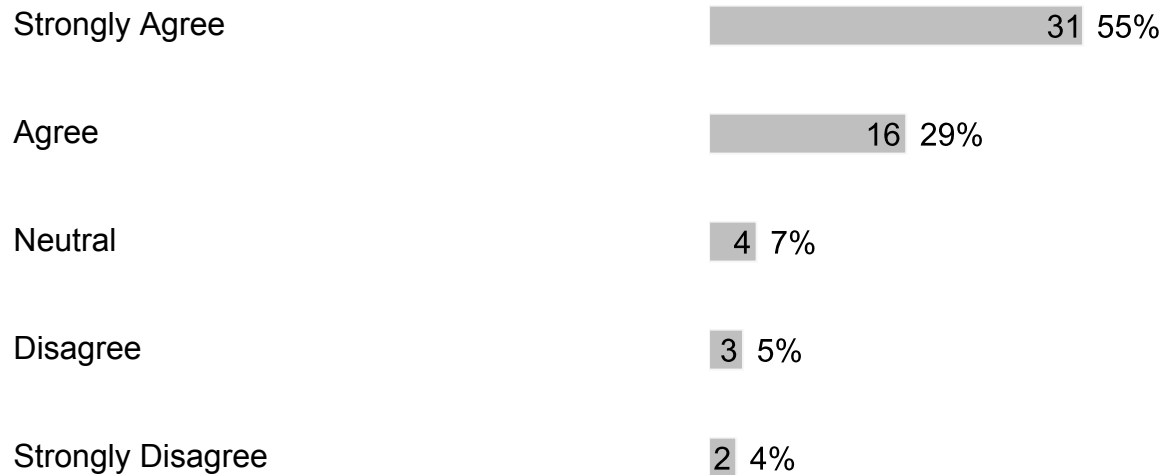
56 respondents

**3. I would recommend my child's school to my friends and/or family.**



56 respondents


**4. Our school treats students with value, respect and compassion.**



56 respondents

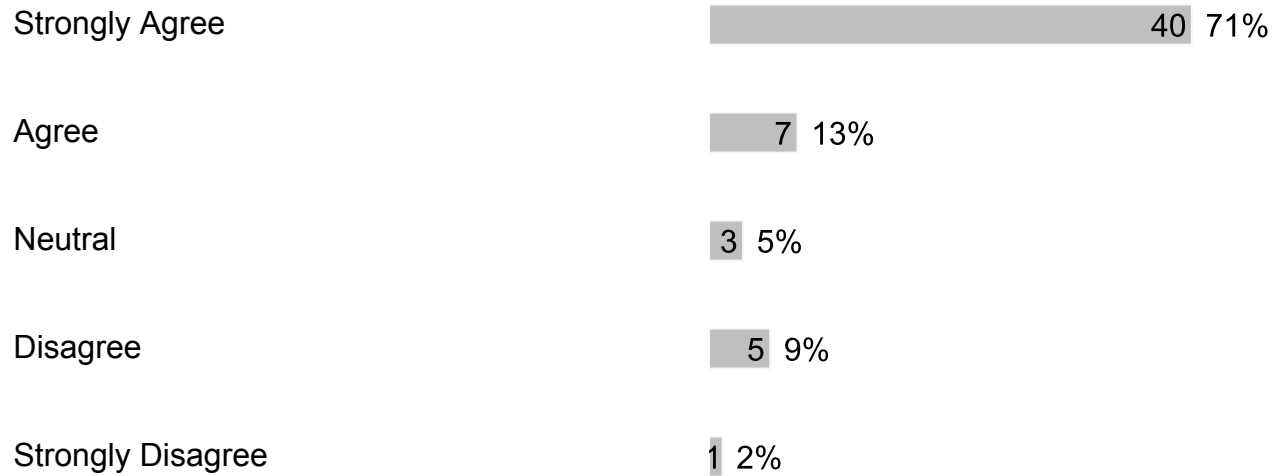
**5. The office staff is helpful and made me feel valued as a parent/guardian.**





56 respondents

**6. When visiting the school, I am greeted with courtesy and respect by the office staff.**



56 respondents

**7. Phone calls to the school are answered in a polite and respectful manner by the office staff.**



Neutral 5 9%

Disagree 1 2%

56 respondents

8. At our school, the following programs/services are available (check all that apply):

Counseling 34 67%

College and/or Career Planning 1 2%

Family Counseling 7 14%

Athletics 5 10%

Pro-Social Clubs (e.g., Choose Peace, SAVE Promise) 10 20%

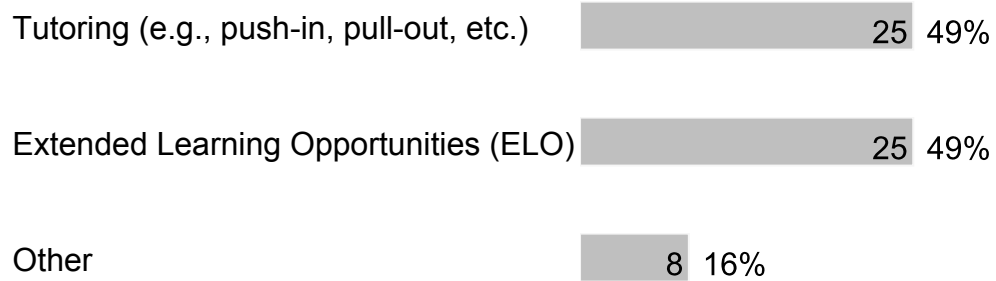
Performing Arts 9 18%

Mentoring 13 25%

Academics/Social Clubs (e.g., SGA, Debate, NHS, First Priority, etc.) 24 47%

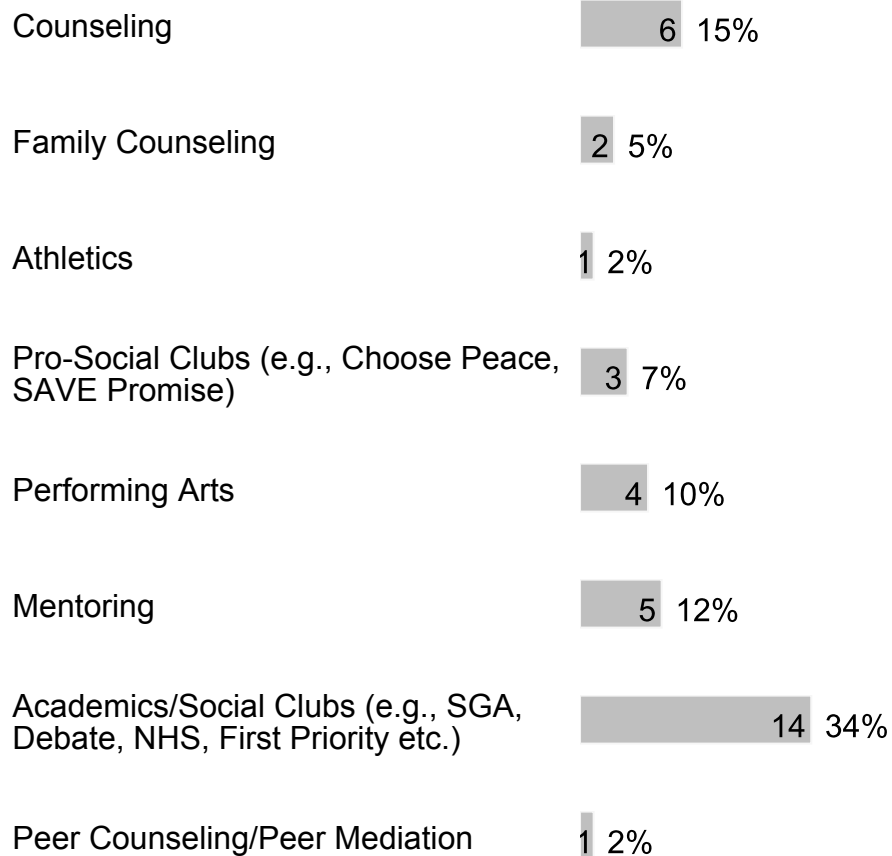
Peer Counseling/Peer Mediation 5 10%

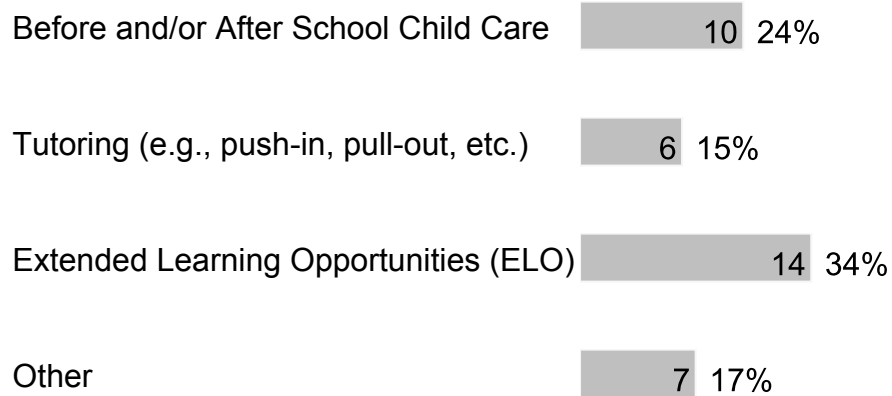
Before and/or After School Child Care 36 71%



51 respondents

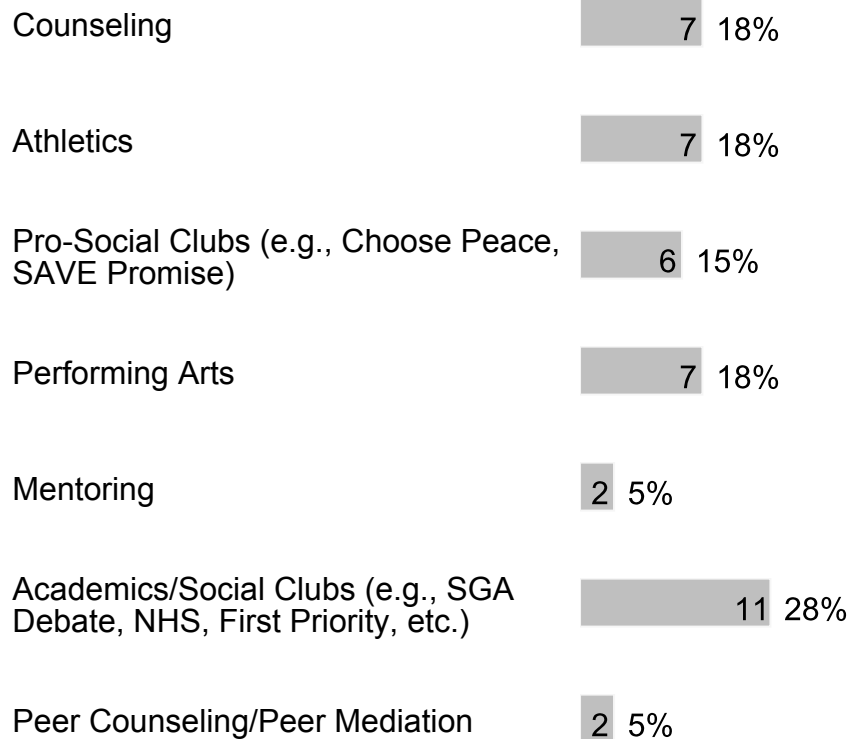
**9. At our school, my child participates in the following programs/services (check all that apply):**

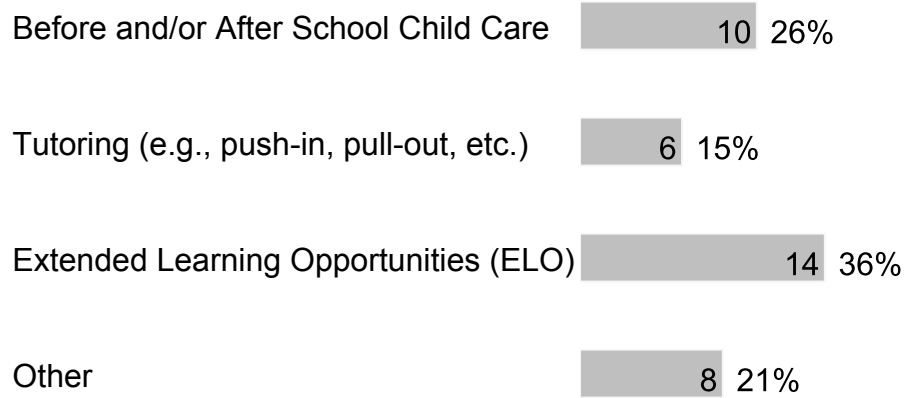




41 respondents

**10.** At our school, these are the following programs/services that my child values most or would value if they were available (check all that apply):





39 respondents


**11. Our school has a family resource center and/or a staff member assigned to work with families.**



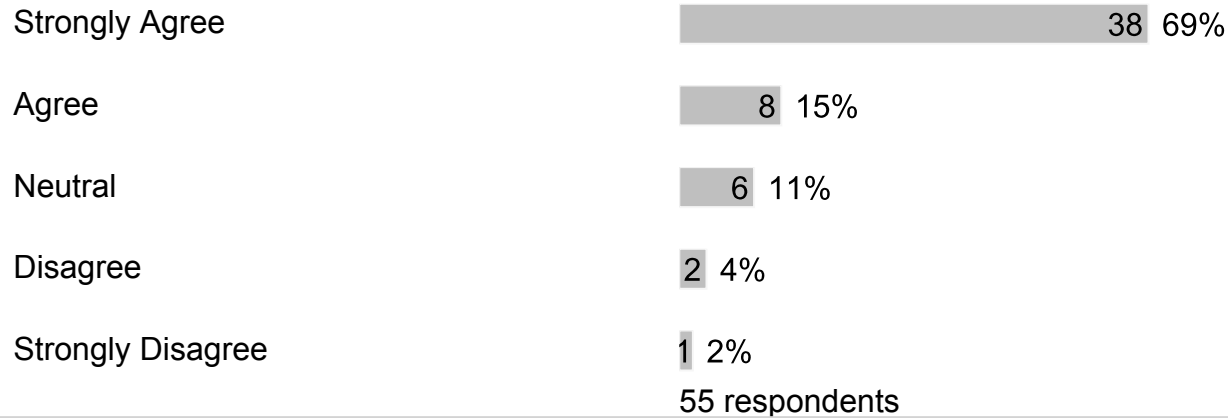
53 respondents

## F. Accountability

### 1. The principal is a positive educational leader at the school.



### 2. The assistant principal(s) is a positive educational leader at the school.



### 3. Our school's administration provides strong instructional leadership.



Disagree 4 7%

Strongly Disagree 2 4%

55 respondents

**4. Our school has established goals and a plan for improving student learning.**

Strongly Agree 28 51%

Agree 15 27%

Neutral 10 18%

Disagree 1 2%

Strongly Disagree 1 2%

55 respondents

**5. Our school meets my expectations to prepare my child well for the next level of study.**

Strongly Agree 28 51%

Agree 14 25%

Neutral 6 11%

Disagree 5 9%

Strongly Disagree 2 4%

55 respondents

**6. Our school shares responsibility for student learning with its staff, parents and community members.**

Strongly Agree 29 53%

Agree 14 25%

Neutral	7	13%
Disagree	4	7%
Strongly Disagree	1	2%

55 respondents

**7. Our school has high expectations for students.**

Strongly Agree	29	53%
Agree	14	25%
Neutral	10	18%
Disagree	1	2%
Strongly Disagree	1	2%

55 respondents

**8. My child's teachers provide curriculum that meets the learning needs of my child.**

Strongly Agree	29	53%
Agree	13	24%
Neutral	7	13%
Disagree	5	9%
Strongly Disagree	1	2%

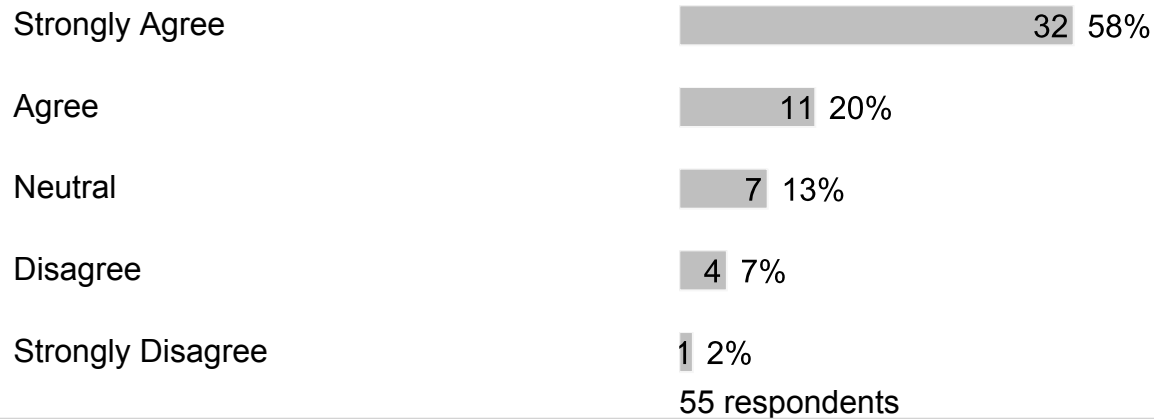
55 respondents

**9. My child's teachers give work that challenges my child.**

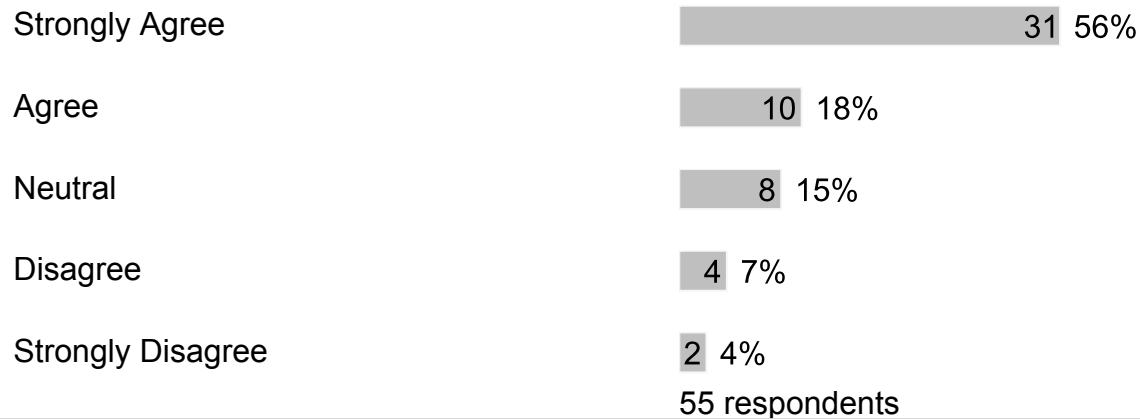
Strongly Agree	29	53%
----------------	----	-----




**10. My child's teachers work as a team to help my child learn.**



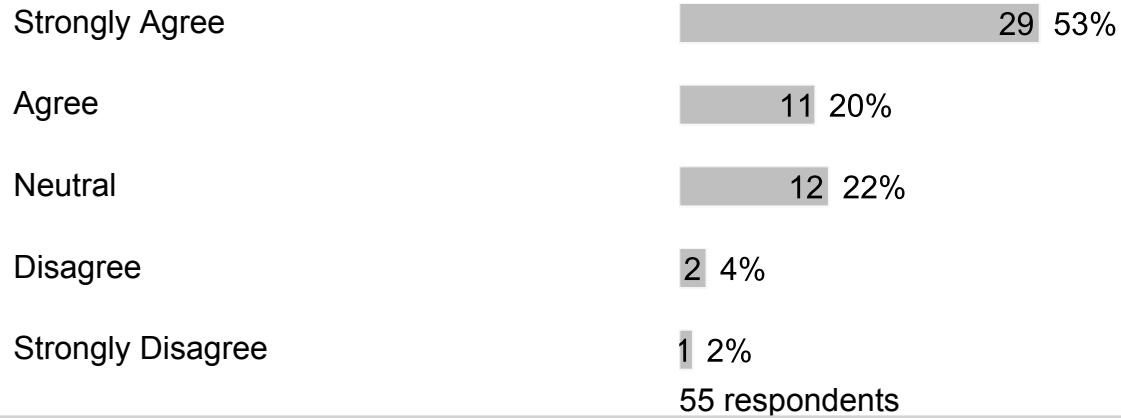
**11. My child's teachers use a variety of teaching strategies.**



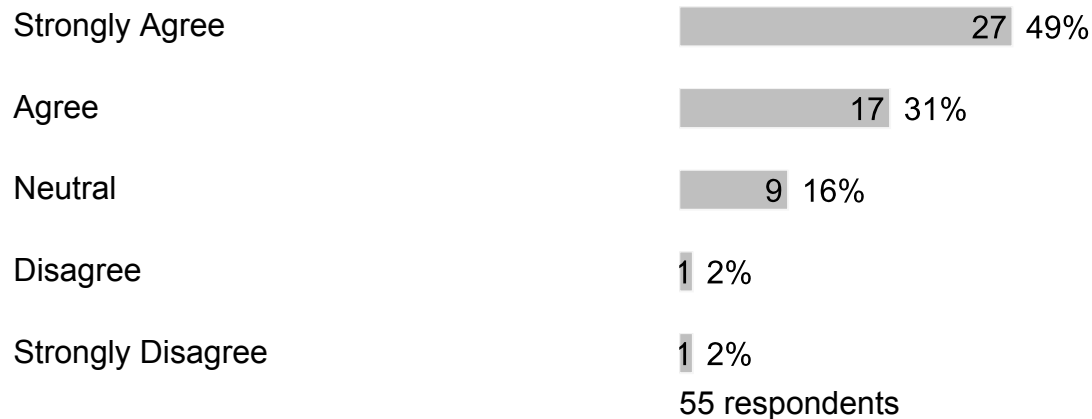
**12. My child's teachers adjust the instruction to meet my child's learning needs.**



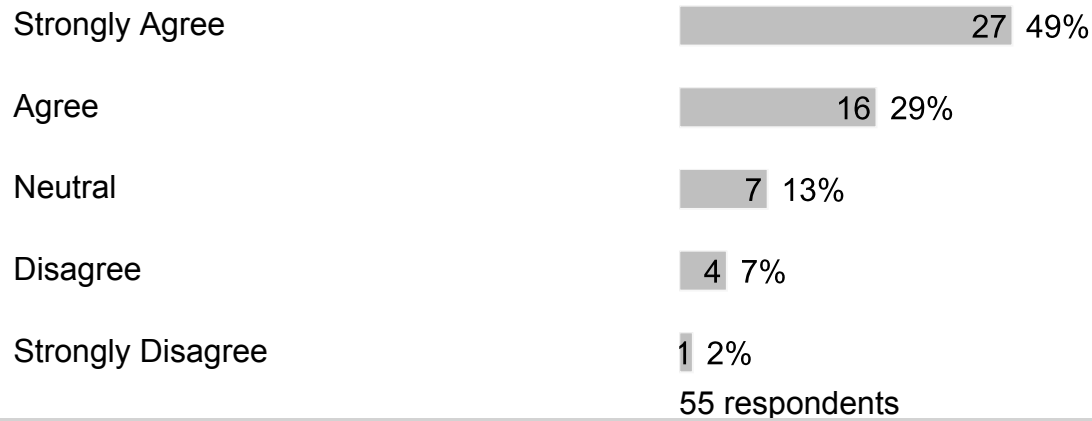
**13. My child sees a relationship between what is being taught and everyday life.**



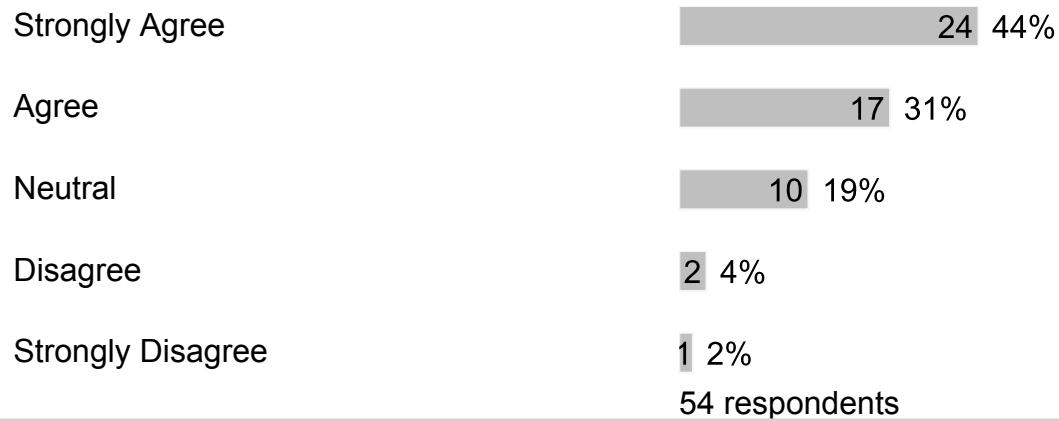
**14. Clear learning expectations are set for my child.**




**15. My child's understanding of what was taught is regularly assessed.**



**16. Our school works to keep instructional time free from distraction.**



**17. My child's teachers keep me informed regularly about my child's progress and how they are being graded.**



Strongly Disagree 2 4%  
54 respondents

**18. My child's teachers report on my child's progress in easy to understand language.**

Strongly Agree 32 59%  
Agree 10 19%  
Neutral 8 15%  
Disagree 3 6%  
Strongly Disagree 1 2%  
54 respondents

**19. Teachers schedule conferences to share student learning progress with families.**

Strongly Agree 34 63%  
Agree 12 22%  
Neutral 4 7%  
Disagree 3 6%  
Strongly Disagree 1 2%  
54 respondents

**20. My child is prepared for success in the next school year.**

Strongly Agree 27 50%  
Agree 14 26%  
Neutral 7 13%

Disagree 5 9%

Strongly Disagree 1 2%

54 respondents

**21. Families are encouraged to volunteer.**

Strongly Agree 35 65%

Agree 12 22%

Neutral 6 11%

Strongly Disagree 1 2%

54 respondents

**22. Families are given the opportunity to participate on school committees.**

Strongly Agree 35 65%

Agree 12 22%

Neutral 6 11%

Strongly Disagree 1 2%

54 respondents

**23. I am well-informed of the school's goals and activities.**

Strongly Agree 33 61%

Agree 13 24%

Neutral 6 11%

Disagree 1 2%

Strongly Disagree 1 2%  
54 respondents

**24. Our school reports the achievement of school goals.**

Strongly Agree 31 57%

Agree 13 24%

Neutral 9 17%

Strongly Disagree 1 2%

54 respondents

**25. Our school provides opportunities for parents to be involved through the School Advisory Council (SAC) and/or the School Advisory Forum (SAF).**

Strongly Agree 33 62%

Agree 10 19%

Neutral 10 19%

53 respondents

**26. The School Improvement Plan (SIP) is regularly reviewed and revised through the School Advisory Council (SAC).**

Strongly Agree 28 54%

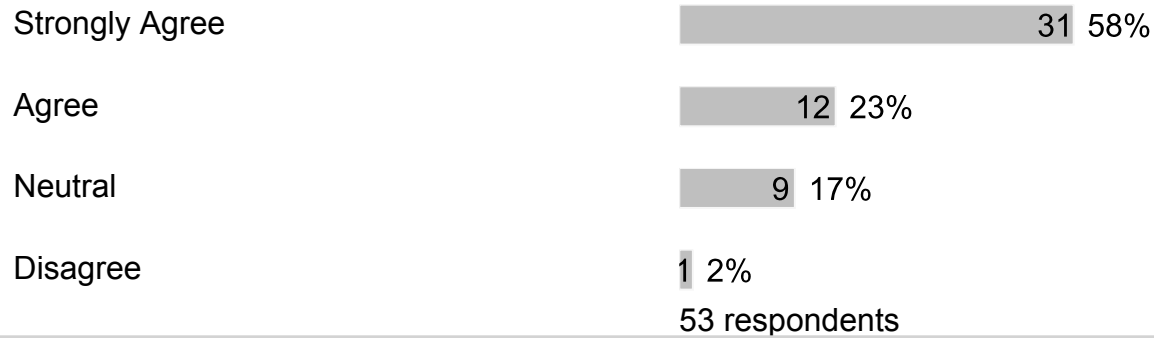
Agree 8 15%

Neutral 15 29%

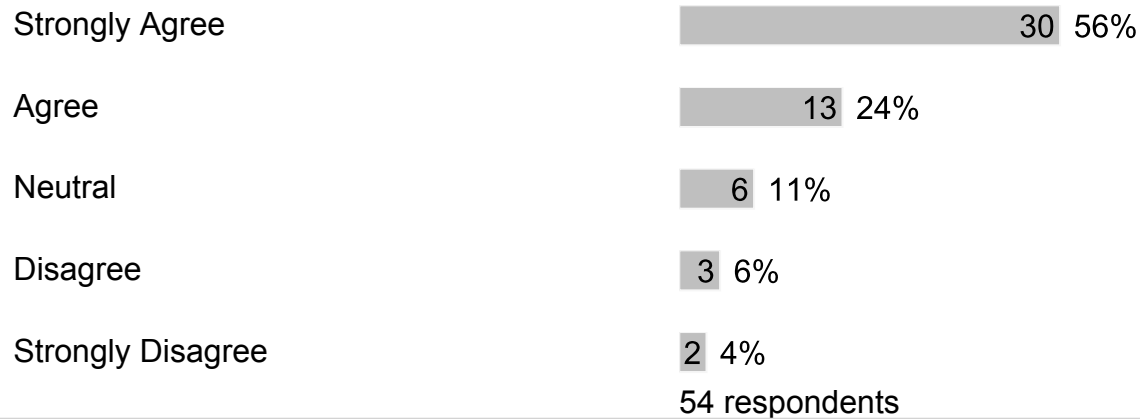
Disagree 1 2%

52 respondents


**27. Our school communicates information in ways that are easy for families to understand.**



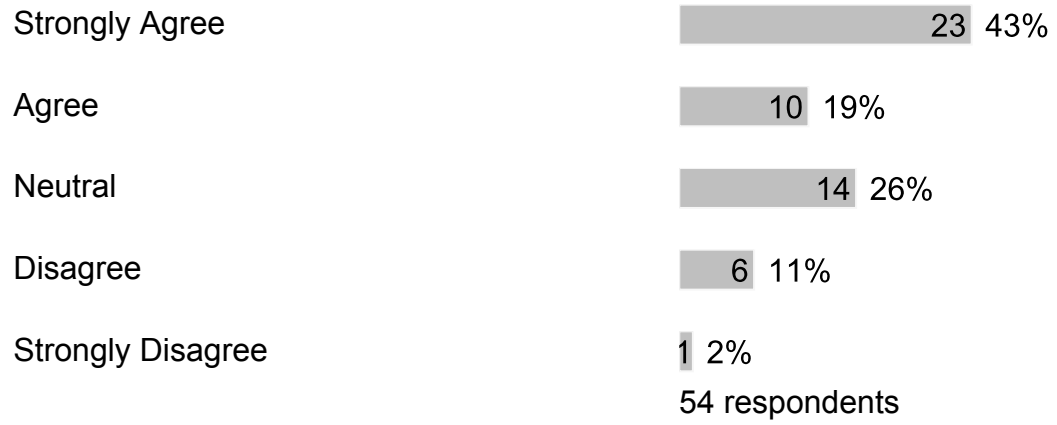
**28. Teachers regularly post information online or send home a newsletter.**



**29. Our school asks families for their ideas on the best way to communicate school-related information.**



**30. Our school asks for family input when changing rules or policies.**



## G. Additional Information

### 1. What else would you like to tell us?

Free form text answers are available in the exported CSV report