

BCPS STUDENT (Grades 6-12) CUSTOMER SURVEY 2025

run on 09/16/2025





BCPS STUDENT (Grades 6-12) CUSTOMER SURVEY 2025

run on 09/16/2025

Custom Survey

1 survey(s) 1270 response(s)

Report Filters

School:
N/A

Race:
N/A

Grade:
N/A

Gender:
N/A

Ethnicity:
N/A

Tag:
N/A

BCPS STUDENT (Grades 6-12) CUSTOMER SURVEY 2025

Demographics

Number of Responses | Percentages of Total Responses

1. Gender

Male	626	49%
Female	608	48%
Prefer not to answer	6	3%

1270 respondents

2. Race

American Indian or Alaska Native	1	1%
Asian	90	7%
Black or African American	128	10%
Native Hawaiian or Other Pacific Islander	1	1%
White	569	46%

Multiracial 164 13%

Other 276 22%

1246 respondents

3. Ethnicity

Hispanic 603 51%

Non-Hispanic or Latino 403 34%

Prefer not to answer 187 16%

1193 respondents

4. Grade

Grade 6 342 27%

Grade 7 436 34%

Grade 8 484 38%

Grade 9 0%


Grade 11 0%

Grade 12 0%


1270 respondents

C. Section 2

1. I feel safe at my school.



2. I feel safe getting to and from my school.



3. *Note: Remember, this survey is anonymous, please report any bullying concerns to a trusted adult at your school. The next 10 questions ask about bullying. Bullying is when 1 or more students tease, threaten, spread rumors about, hit, shove, or hurt another student over and over again. It is not bullying when 2 students of about the same strength or power argue, fight or tease each other in a friendly way. During the past 12 months, have you ever been bullied on school property?

Yes 220 17%

No 1,050 83%

1270 respondents

4. The primary location on school property where I was bullied during the last 12 months was:

On the school bus 7 3%

In the classroom 7 4%

In the cafeteria 2 3%

In the hallway 7 3%

In the restroom 1 1%

Other school area 7 3%

Does not apply to me 1,056 83%

1268 respondents

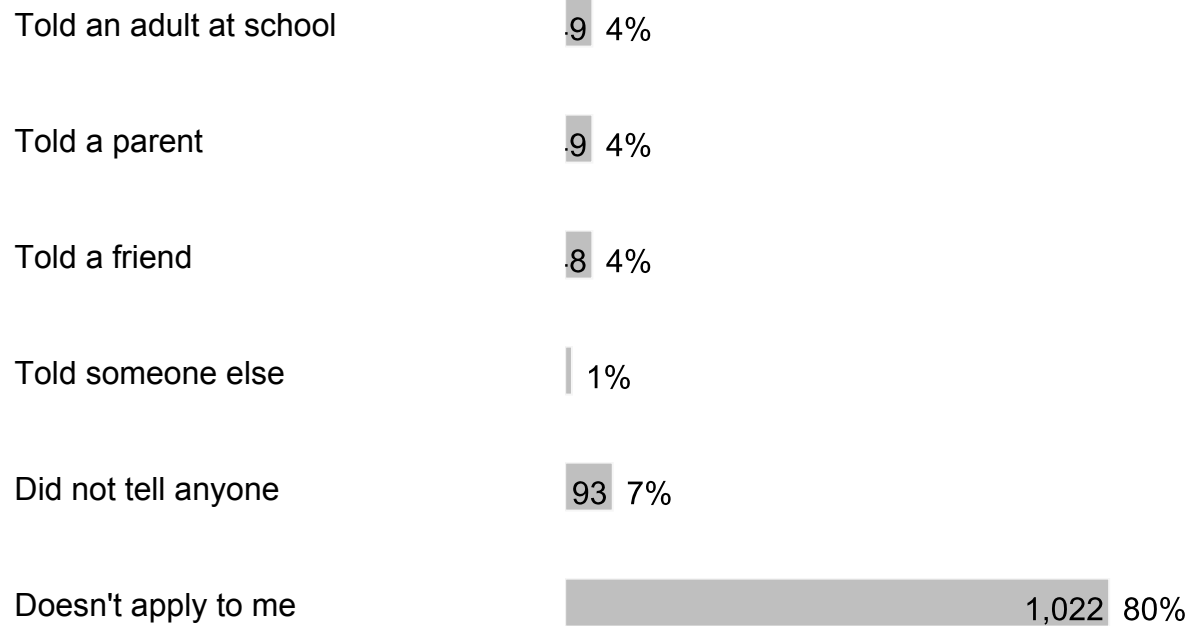
5. During the past 12 months, have you ever been electronically bullied? (Count being bullied through texting, Instagram, TikTok, Snapchat or other social media.)

Yes 116 9%

No 1,154 91%

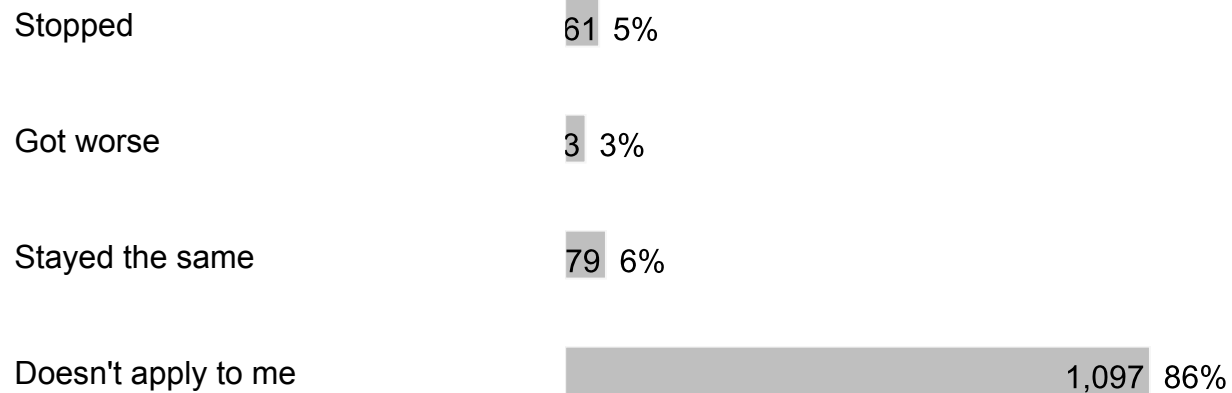
1270 respondents

6. After I was bullied, I:



1270 respondents

7. After I told an adult at school about being bullied, the bullying:



1270 respondents

8. A teacher or another adult at school taught our class about what bullying is this school year.

Yes 1,043 82%

No 227 18%

1270 respondents

9. I think bullying is wrong.

Strongly Agree 780 61%

Agree 317 25%

Neutral 127 10%

Disagree 1 1%

Strongly Disagree 3 2%

1270 respondents

10. I know different ways to intervene or help if bullying were occurring or going to occur.

Strongly Agree 266 21%

Agree 517 41%

Neutral 391 31%

Disagree 5 4%

Strongly Disagree 1 3%

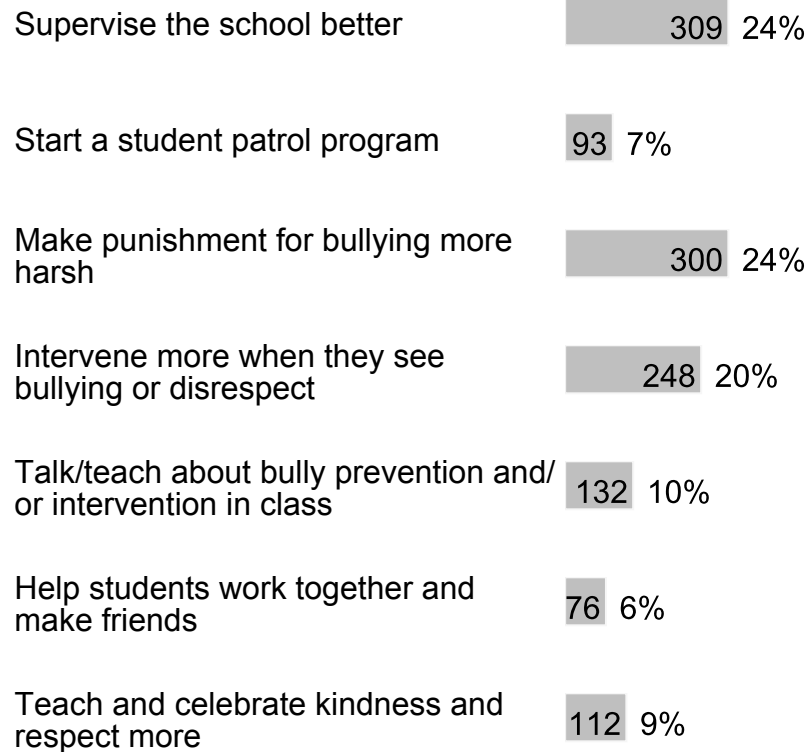
1270 respondents

11. I would intervene or help if another student was being bullied.

Strongly Agree 281 22%

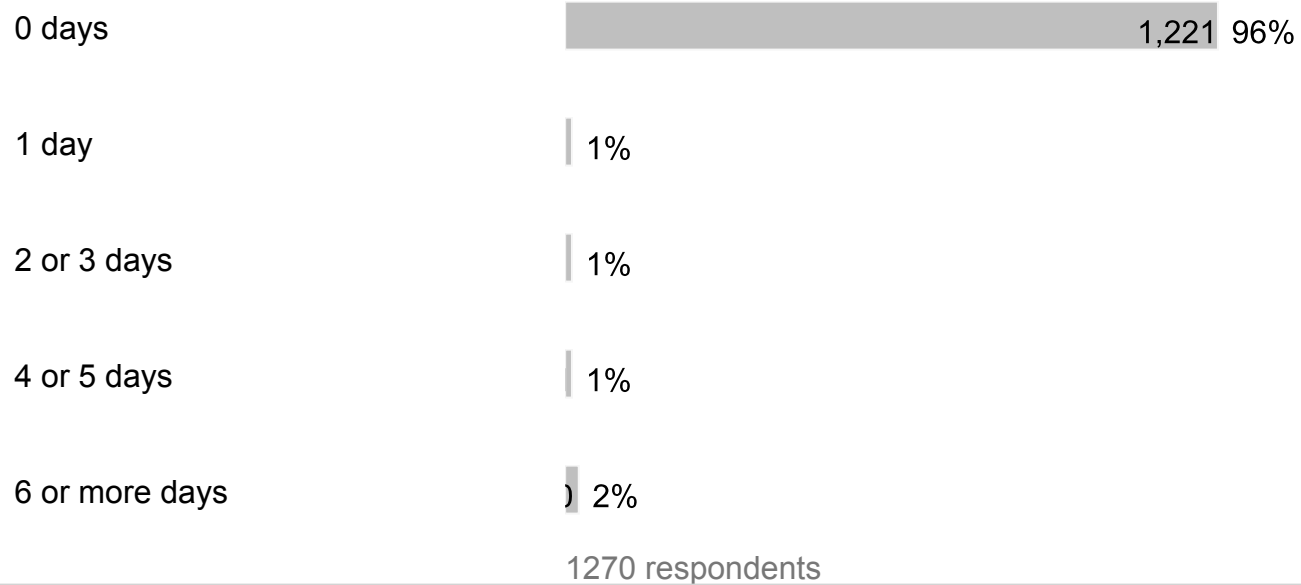


12. What can adults do to help stop bullying at school?

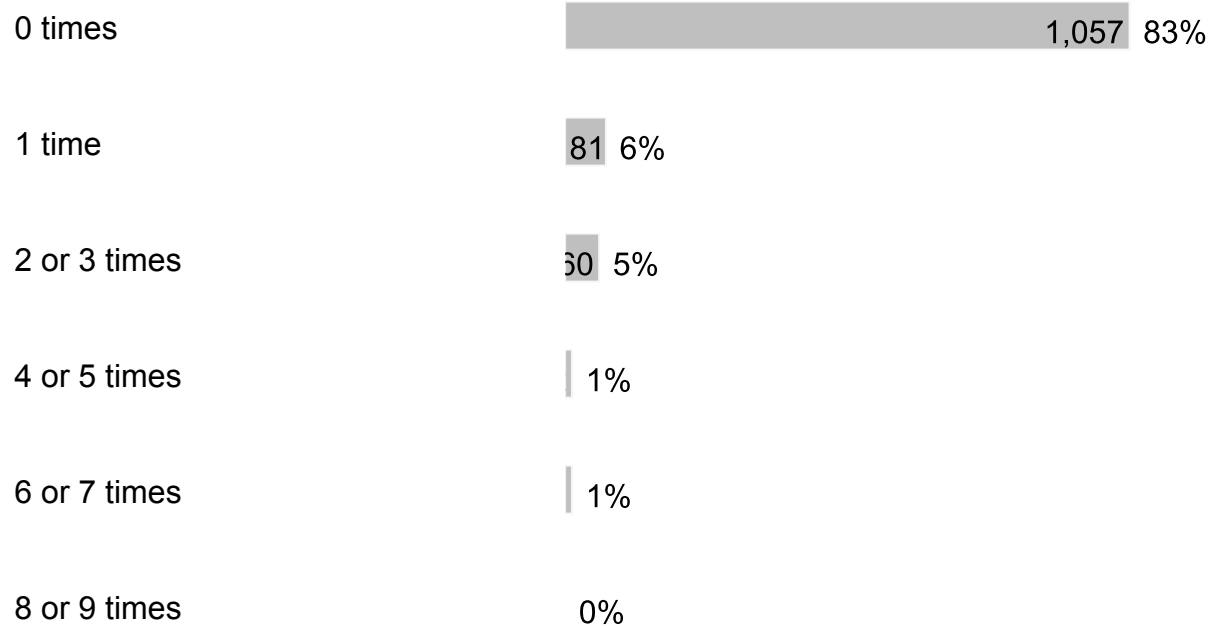


1270 respondents

13. During the past 30 days, how many days did you carry a weapon such as a gun, knife or club on school property?



14. During the past 30 days, how many times have you been threatened by another student at school?



10 or 11 times 0%

12 or more times 2 3%

1270 respondents

15. During the past 12 months, how many times were you in a physical fight on school property?

0 times 1,114 88%

1 time 35 5%

2 or 3 times 1 3%

4 or 5 times 1 1%

6 or 7 times 1 1%

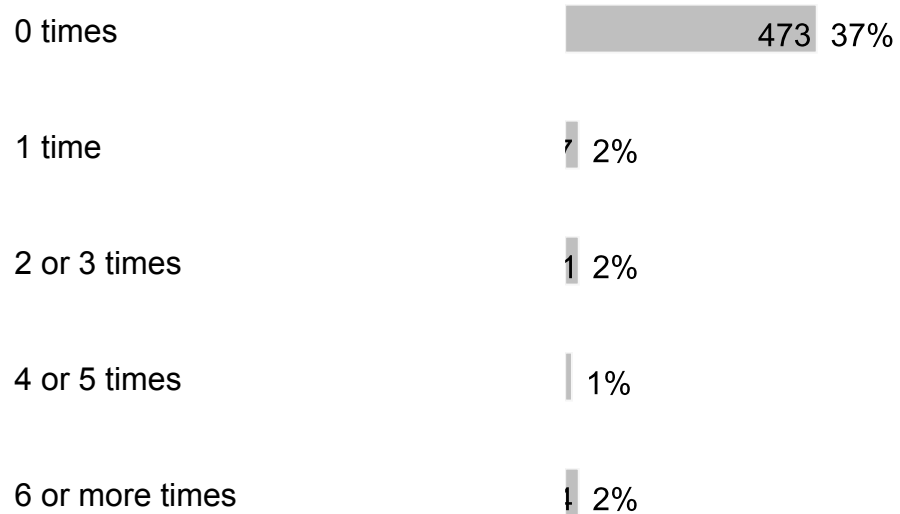
8 or 9 times 0%

12 or more times 2 2%

1262 respondents

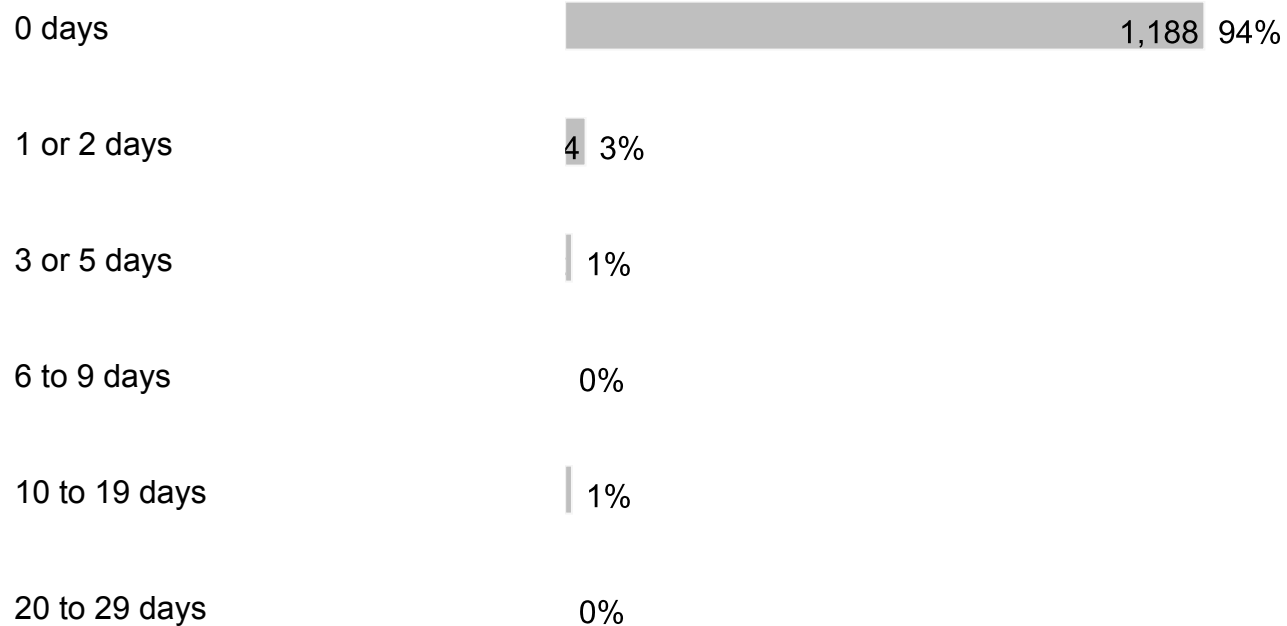
16. During the past 12 months, how many times did someone you were dating or going out with physically hurt you on purpose? (Count such things as being hit, slammed into something or injured with an object or weapon.)

I did not date or go out with anyone during the past 12 months 718 57%



1270 respondents

17. During the past 30 days, how many days did you have at least one drink of alcohol? (Alcohol includes drinking beer, wine, flavored alcoholic beverages and liquor such as rum, gin, vodka, whiskey, etc.) For the purpose of this question, drinking alcohol does not include drinking a few sips of wine for religious purposes.



All 30 days

1%

1270 respondents

18. During the past 30 days, how many days did you use an electronic vapor product? (Electronic vapor products include JUUL, SMOK, Suorin, Vuse, blu e-cigarettes, vapes, vape pens, e-cigars, e-hookahs, hookah pens, mods, etc.)

0 days

1,217 96%

1 or 2 days

1%

3 or 5 days

1%

6 to 9 days

0%

10 to 19 days

0%

20 to 29 days

0%

All 30 days

1 2%

1270 respondents

19. During the past 30 days, how many days did you use marijuana (also called pot or weed)? Do not count CBD-only or hemp products, which come from the same plant as marijuana, but do not cause a high when used alone.

0 days

1,222 96%

1 or 2 days	0%
3 or 5 days	1%
6 to 9 days	0%
10 to 19 days	0%
20 to 29 days	0%
All 30 days	2%

1270 respondents

20. During the school year, I participated in alcohol, other drug or tobacco prevention activities or lessons.

Yes	460	36%
No	810	64%

1270 respondents

21. I believe drinking alcohol is bad for your brain.

Yes	1,116	88%
No	154	12%

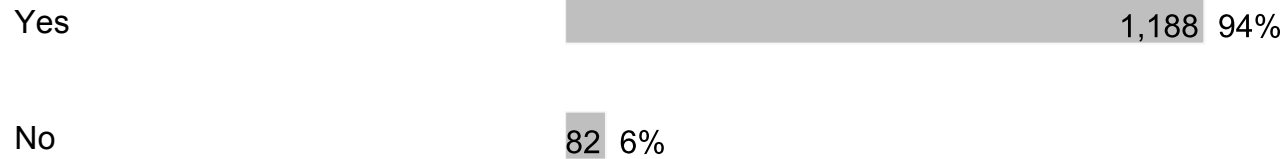
1270 respondents

22. In your opinion, what percentage of Broward County students in grades 6 - 12 choose not to drink alcohol?



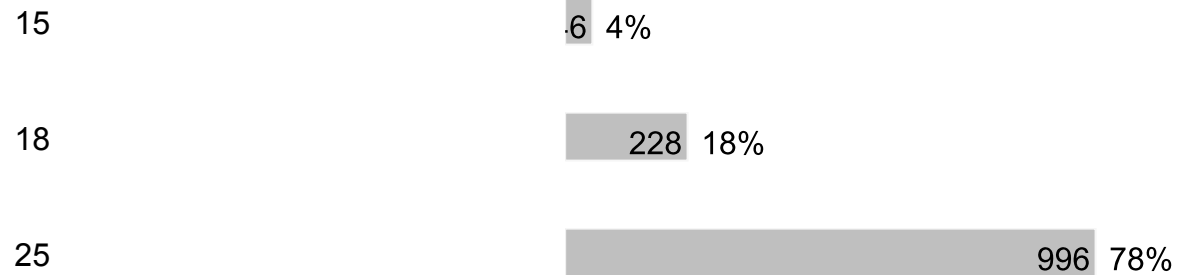
1270 respondents

23. I believe using drugs are bad for your health.




1270 respondents

24. At what age is a human brain fully developed?



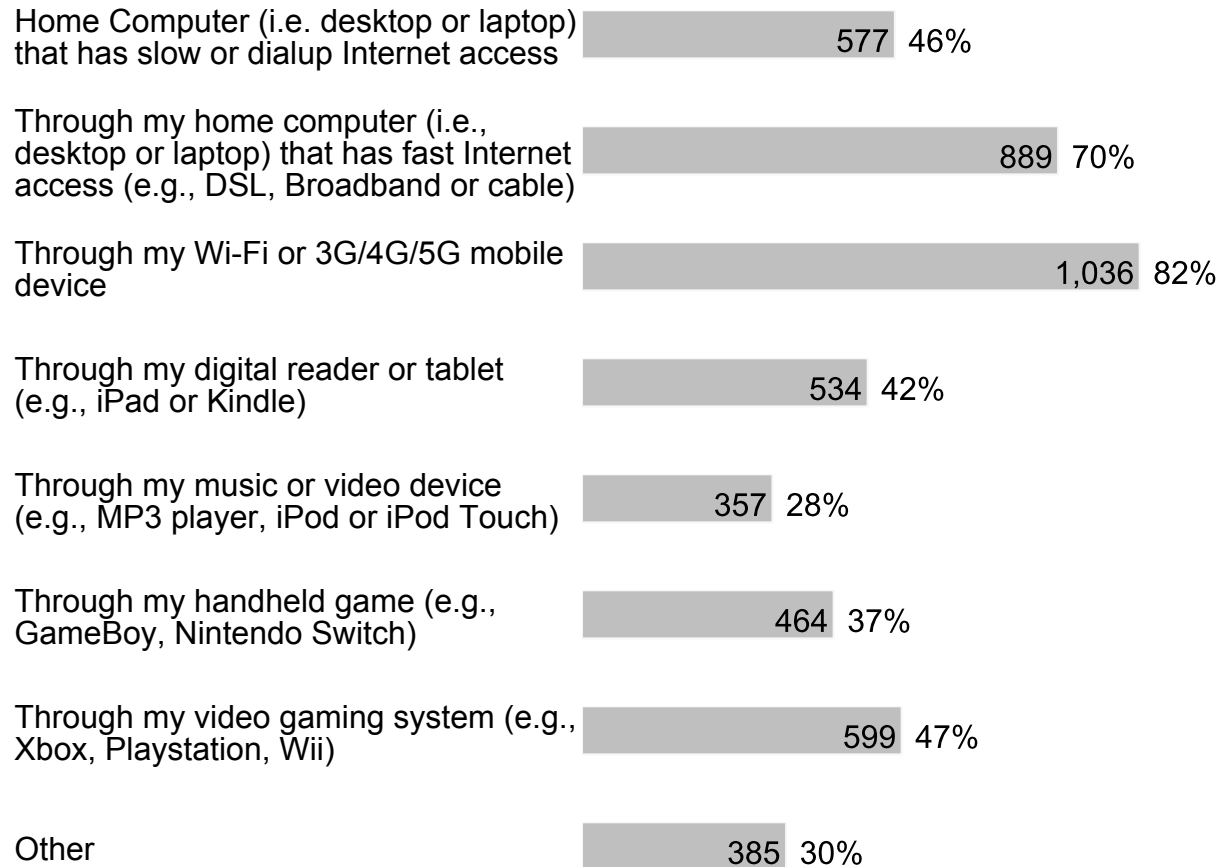
1270 respondents

25. My school is clean and well-maintained.



D. Section 3

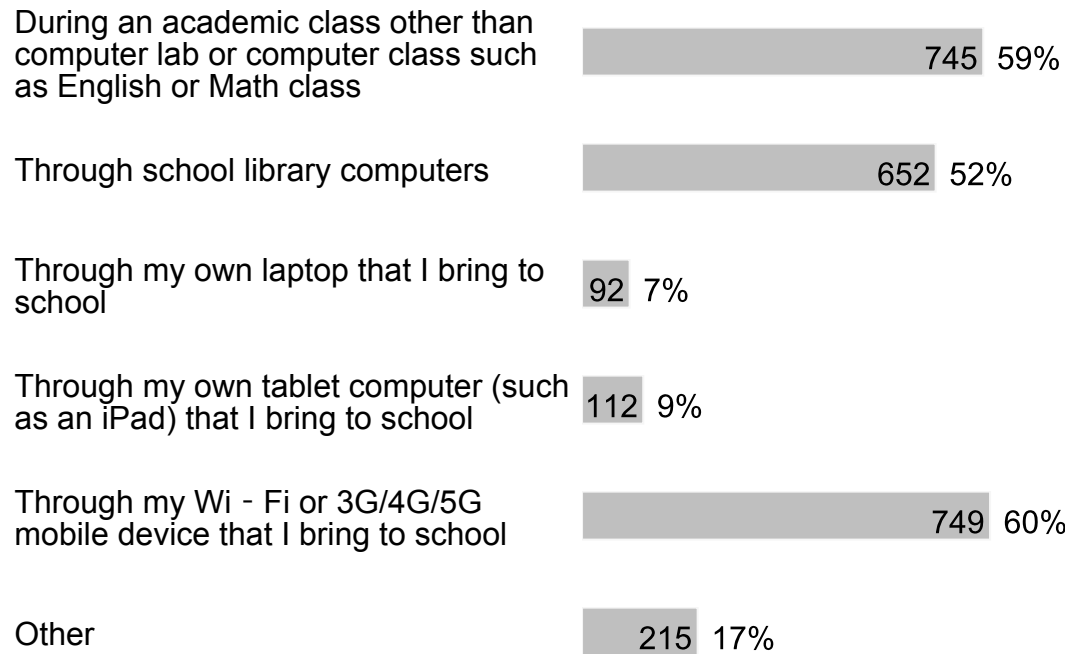
1. During a typical week, I have access to the internet at home in the following ways (check all that apply):



1264 respondents

2. During a typical school day, I have access to the internet at school in the following ways (check all that apply):

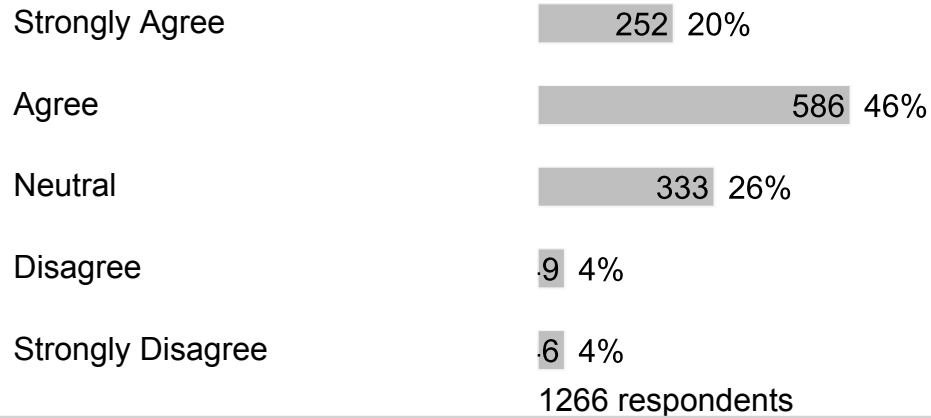




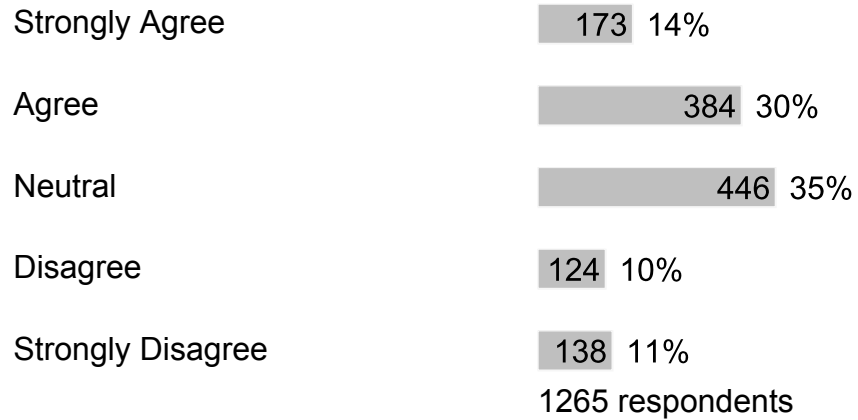
1257 respondents

E. Section 4

1. My school provides sufficient material resources (books, supplies, technology, etc.) to meet my needs.



2. I would recommend my school to my friends.



F. Section 5

1. If I have a problem, I know who I can go to for help.

Strongly Agree	310	25%
Agree	499	40%
Neutral	342	27%
Disagree	52	5%
Strongly Disagree	4	4%

1257 respondents

2. In my school, students treat adults with respect.

Strongly Agree	101	8%
Agree	263	21%
Neutral	565	45%
Disagree	207	16%
Strongly Disagree	120	10%

1256 respondents

3. In my school, adults treat students with respect.

Strongly Agree	193	15%
Agree	444	35%
Neutral	438	35%
Disagree	96	8%
Strongly Disagree	86	7%

1257 respondents

4. In my school, students treat each other with respect.

Strongly Agree	81	6%
Agree	254	20%
Neutral	562	45%
Disagree	209	17%
Strongly Disagree	150	12%

1256 respondents

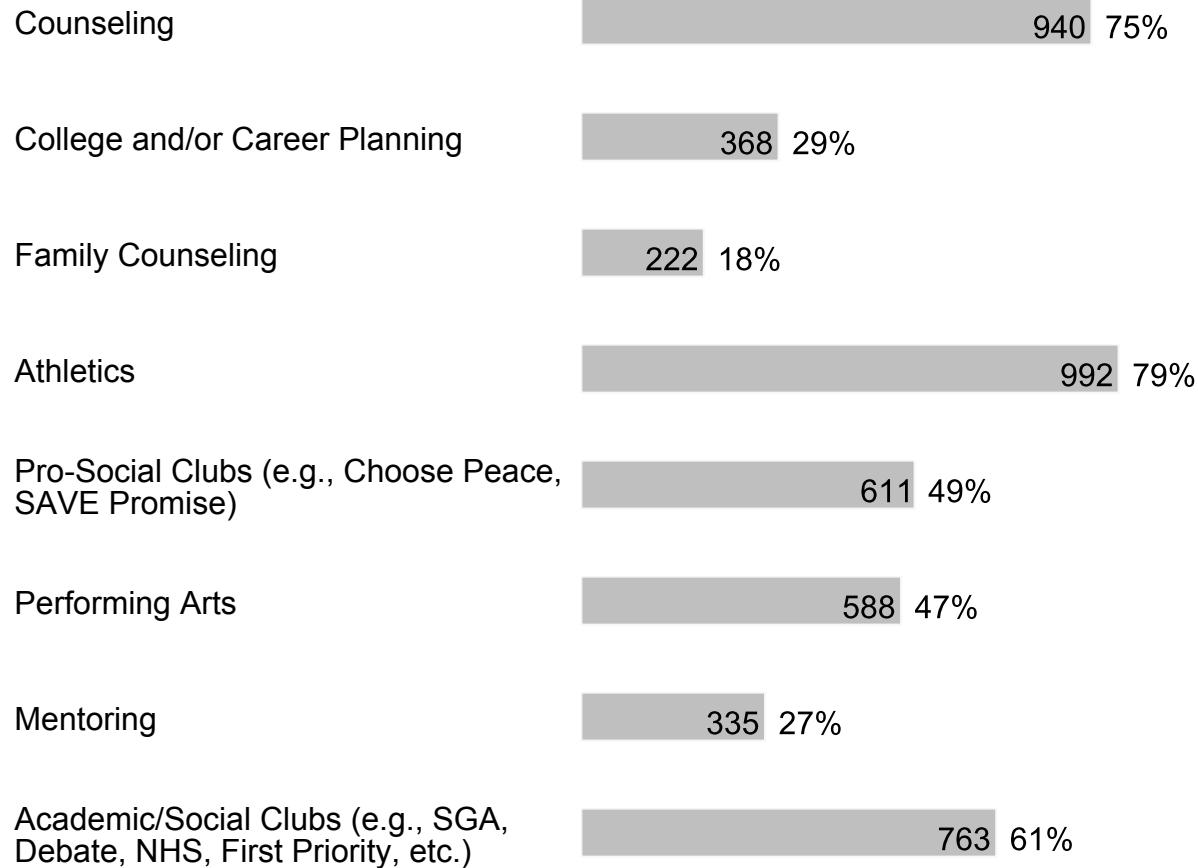
5. My school provides me the support that I need.

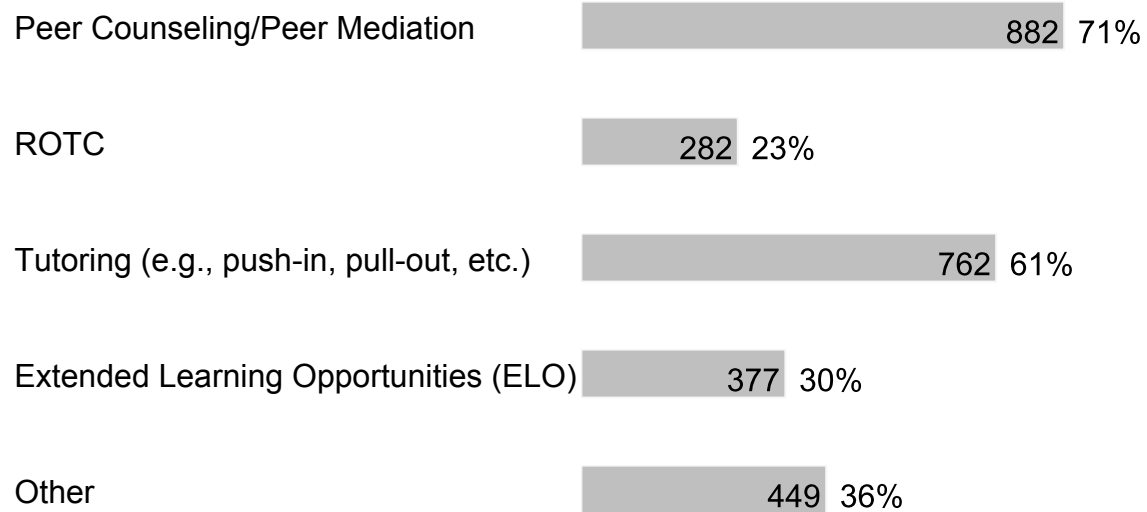
Strongly Agree	172	14%
----------------	-----	-----



1255 respondents

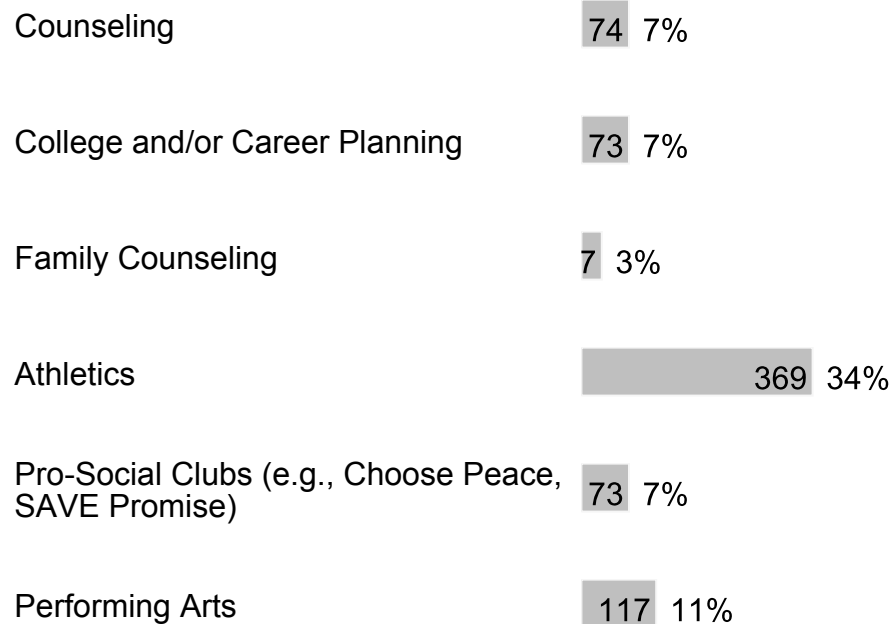
6. At my school, the following programs/services are available (check all that apply):

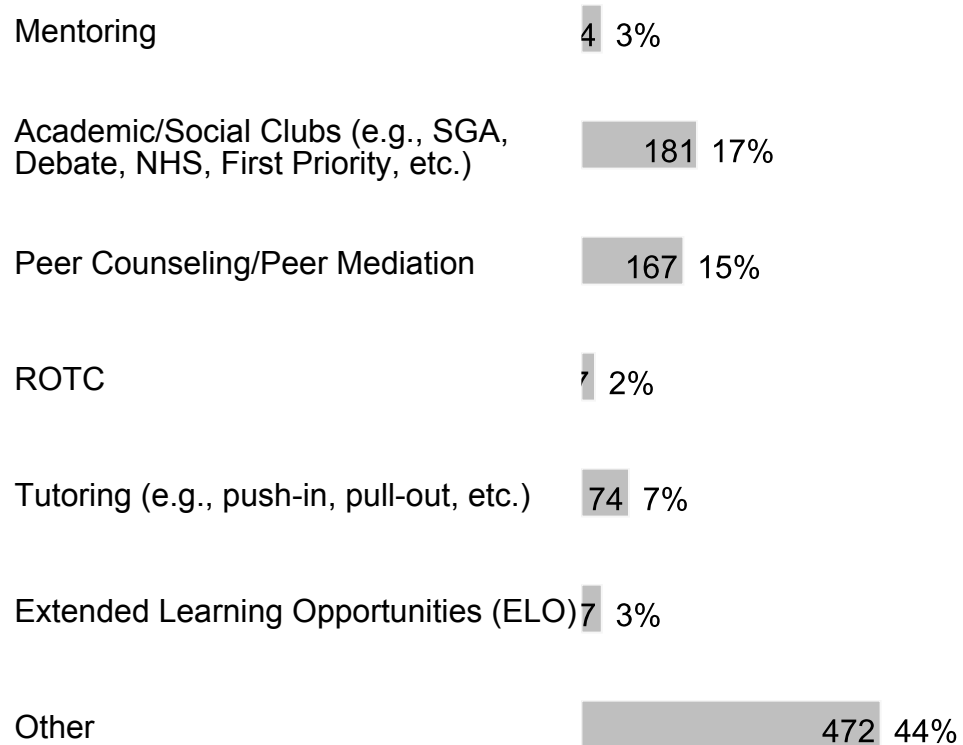




1249 respondents

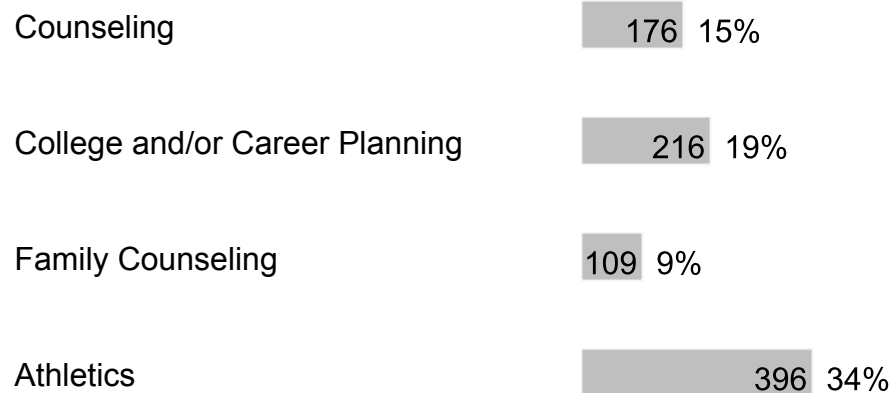
7. At my school, I participate in the following programs/services (check all that apply):





1082 respondents

8. These are the programs/services at my school that I value most or would value if they were available at my school (check all that apply):



Pro-Social Clubs (e.g., Choose Peace, SAVE Promise)	121	11%
Performing Arts	205	18%
Mentoring	103	9%
Academic/Social Clubs (e.g., SGA, Debate, NHS, First Priority, etc.)	145	13%
Peer Counseling/Peer Mediation	217	19%
ROTC	101	9%
Tutoring (e.g., push-in, pull-out, etc.)	177	15%
Extended Learning Opportunities (ELO)	121	11%
Other	509	44%

1150 respondents

9. I am friends with other students at this school.

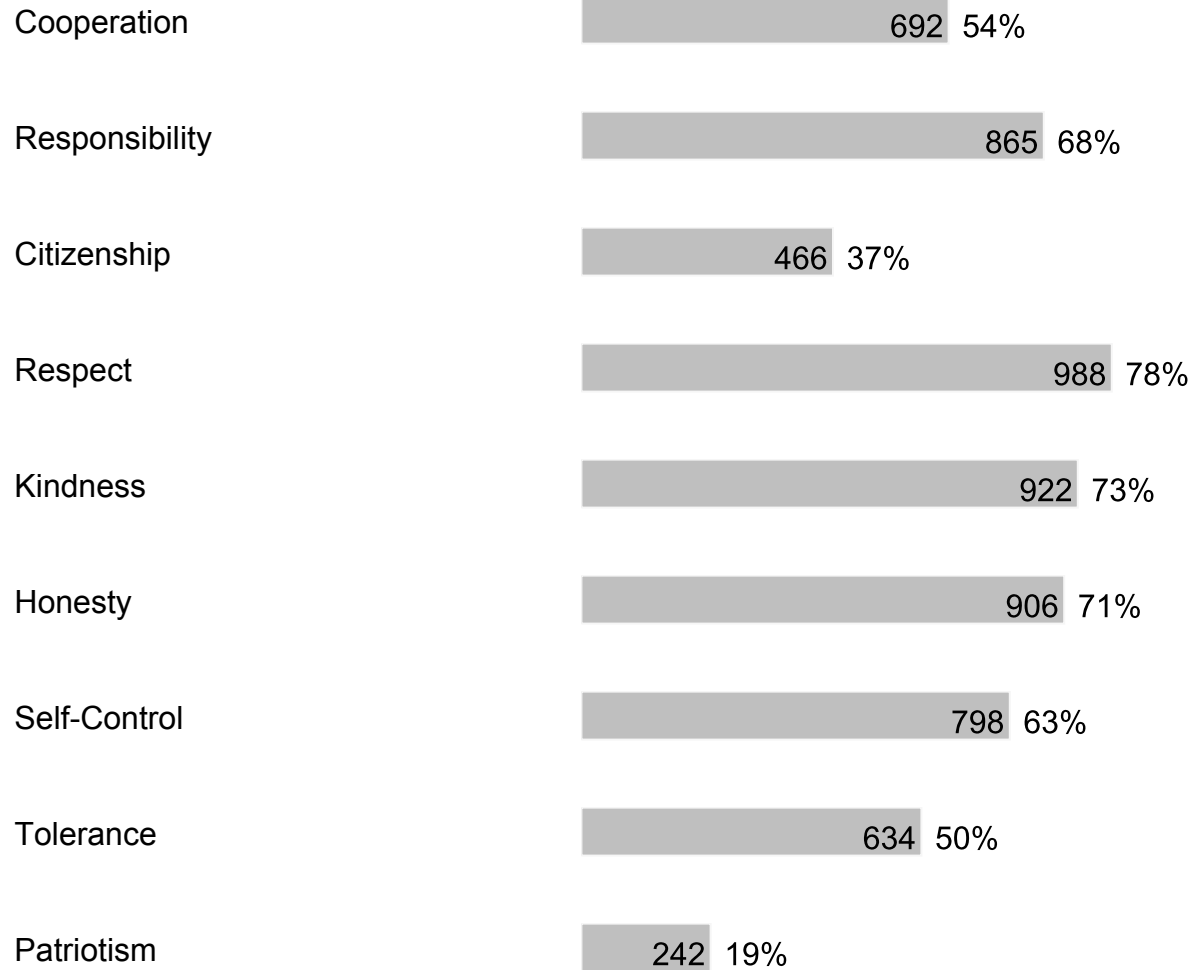
Strongly Agree	693	55%
Agree	426	34%
Neutral	126	10%

Disagree | 1%

Strongly Disagree | 1%

1270 respondents

10. Which character traits do you value the most in yourself and others? (check all that apply)



1270 respondents

11. I receive acknowledgement and/or praise for my strengths or accomplishments by adults at my school.

Strongly Agree	206	16%
Agree	464	37%
Neutral	458	36%
Disagree	87	7%
Strongly Disagree	6	4%

1261 respondents


12. I enjoy eating food prepared by the cafeteria.

Strongly Agree	70	6%
Agree	143	11%
Neutral	480	38%
Disagree	203	16%
Strongly Disagree	374	29%


1270 respondents

G. Section 6

1. In my school, a high-quality education is offered.



2. My school provides me with challenging curriculum, uses a variety of teaching methods and learning experiences to develop the skills I need to succeed.

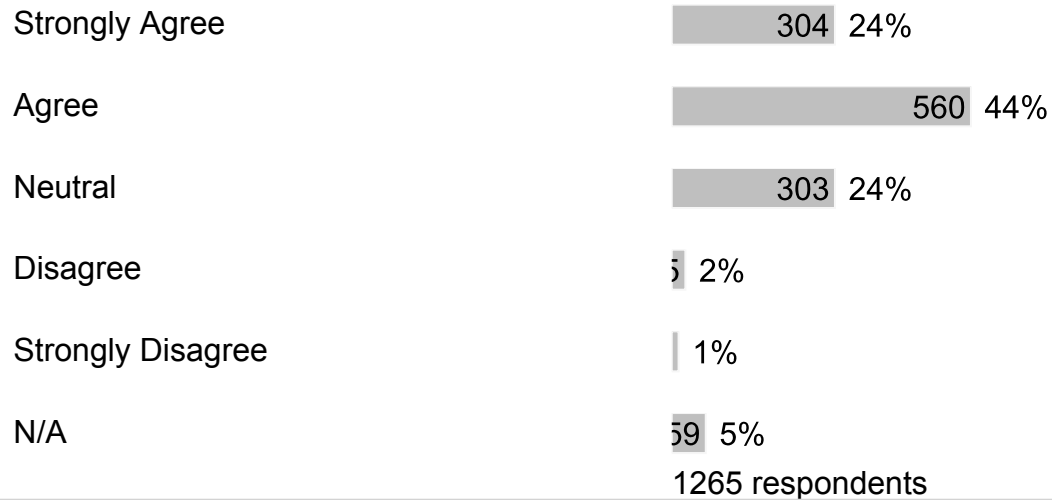


3. My school motivates me to set academic goals and learn new things.

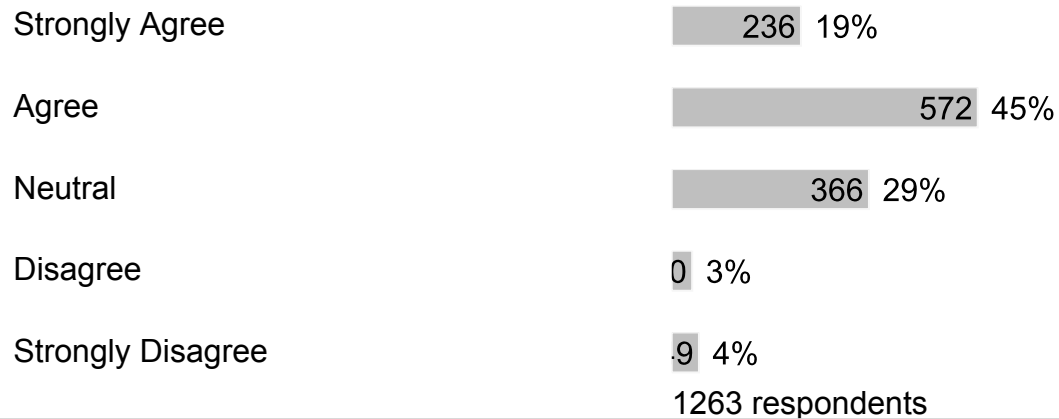





4. My teachers use tests, projects, presentations, and portfolios to assess my understanding of what was taught.



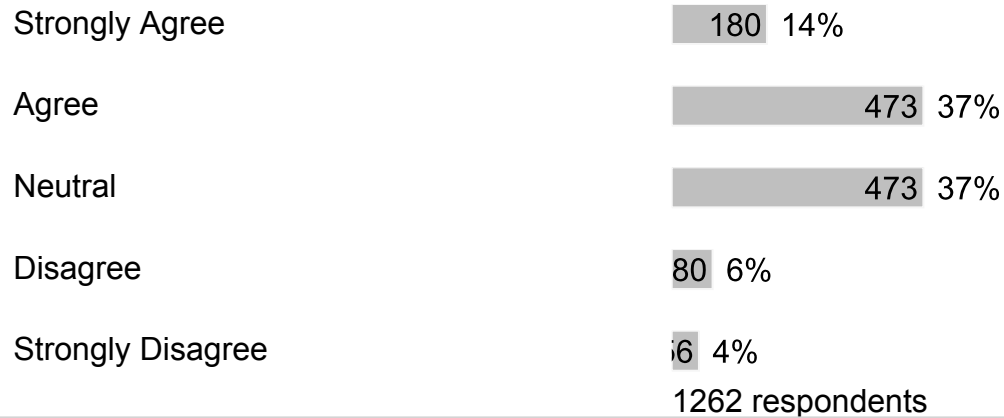
5. My school prepares me for success in the next school year.




6. Lessons and materials in our school prepare us to be effective users of media and technology.



7. In class, students spend considerable amounts of time actively engaged in learning (such as solving problems, discussing ideas, creating their own work, reading, writing, speaking and researching).



8. My teachers effectively engage students in the classroom and encourage creative thinking.



1267 respondents

9. There are few distractions during class.

Strongly Agree	233	18%
Agree	381	30%
Neutral	402	32%
Disagree	138	11%
Strongly Disagree	109	9%

1263 respondents

10. Students are encouraged to work in groups regularly.

Strongly Agree	126	10%
Agree	321	25%
Neutral	585	46%
Disagree	167	13%
Strongly Disagree	35	5%

1264 respondents

11. Teachers are generally fair when it comes to grading student work.

Strongly Agree	206	16%
Agree	498	39%
Neutral	425	34%
Disagree	38	5%

Strongly Disagree 35 5%
1262 respondents

12. I give class presentations or share my work with classmates.

Strongly Agree 154 12%
Agree 387 31%
Neutral 514 41%
Disagree 133 11%
Strongly Disagree 76 6%
1264 respondents

13. I work on assignments that challenge me and/or take more than one class period to complete.

Strongly Agree 244 19%
Agree 534 42%
Neutral 405 32%
Disagree 2 3%
Strongly Disagree 6 3%
1261 respondents

14. I complete meaningful homework to review what I learned in class and/or prepare for the next day's lesson.

Strongly Agree 198 16%
Agree 493 39%
Neutral 456 36%

Disagree 58 5%

Strongly Disagree 4 4%

1259 respondents

15. I receive feedback about my work that helps me better understand what I'm learning.

Strongly Agree 163 13%

Agree 464 37%

Neutral 484 38%

Disagree 101 8%

Strongly Disagree 8 4%

1260 respondents

16. I am provided opportunities to correct or improve my work.

Strongly Agree 185 15%

Agree 502 40%

Neutral 448 36%

Disagree 86 7%

Strongly Disagree 0 3%

1261 respondents

17. I am provided opportunities to participate in class discussions and activities.

Strongly Agree 200 16%

Agree 583 46%

Neutral	402	32%
Disagree	0	3%
Strongly Disagree	3	3%

1258 respondents

18. My teachers explain their expectations so I can be successful.

Strongly Agree	219	17%
Agree	532	42%
Neutral	425	34%
Disagree	51	4%
Strongly Disagree	6	3%

1263 respondents


19. My teachers provide me with information about how well I am doing in school.

Strongly Agree	177	14%
Agree	474	38%
Neutral	476	38%
Disagree	85	7%
Strongly Disagree	7	4%


1259 respondents

20. Teachers regularly post information online or send home a newsletter.


Strongly Agree	167	13%
----------------	-----	-----




21. My teachers keep my family informed of my academic progress.




22. My school considers students' opinions when changing rules/policies and planning ways to improve the school.




23. My school shares information about school success with my community.



24. Our school uses different ways to communicate what is happening to parents and students.



25. My school focuses on Customer Service (greeting with a smile and responding to questions and concerns within one business day).



1261 respondents

H. Section 7

1. What else would you like to tell us about your school?

Free form text answers are available in the exported CSV report