

# BCPS STUDENT (Grades 6-12) CUSTOMER SURVEY 2025

---

run on 09/12/2025





# BCPS STUDENT (Grades 6-12) CUSTOMER SURVEY 2025

run on 09/12/2025

Custom Survey

1 survey(s) 682 response(s)

## Report Filters

**School:**  
N/A

**Race:**  
N/A

**Grade:**  
N/A

**Gender:**  
N/A

**Ethnicity:**  
N/A

**Tag:**  
N/A

## BCPS STUDENT (Grades 6-12) CUSTOMER SURVEY 2025

### Demographics

Number of Responses | Percentages of Total Responses

#### 1. Gender

Male	332	49%
Female	328	48%
Prefer not to answer	7	3%

677 respondents

#### 2. Race

American Indian or Alaska Native	1	1%
Asian	9	4%
Black or African American	203	31%
Native Hawaiian or Other Pacific Islander	1	2%
White	168	25%

Multiracial 94 14%

Other 152 23%

663 respondents

### 3. Ethnicity

Hispanic 268 44%

Non-Hispanic or Latino 233 38%

Prefer not to answer 115 19%

616 respondents

### 4. Grade

Grade 6 219 32%

Grade 7 199 29%

Grade 8 260 38%


Grade 9 0%

Grade 12 0%


682 respondents

## C. Section 2

### 1. I feel safe at my school.



### 2. I feel safe getting to and from my school.



3. \*Note: Remember, this survey is anonymous, please report any bullying concerns to a trusted adult at your school. The next 10 questions ask about bullying. Bullying is when 1 or more students tease, threaten, spread rumors about, hit, shove, or hurt another student over and over again. It is not bullying when 2 students of about the same strength or power argue, fight or tease each other in a friendly way. During the past 12 months, have you ever been bullied on school property?

Yes	128	19%
-----	-----	-----

No 554 81%

682 respondents

4. The primary location on school property where I was bullied during the last 12 months was:

On the school bus 1%

In the classroom 68 10%

In the cafeteria 1%

In the hallway 1 3%

In the restroom 1%

Other school area 0 3%

Does not apply to me 552 81%

681 respondents

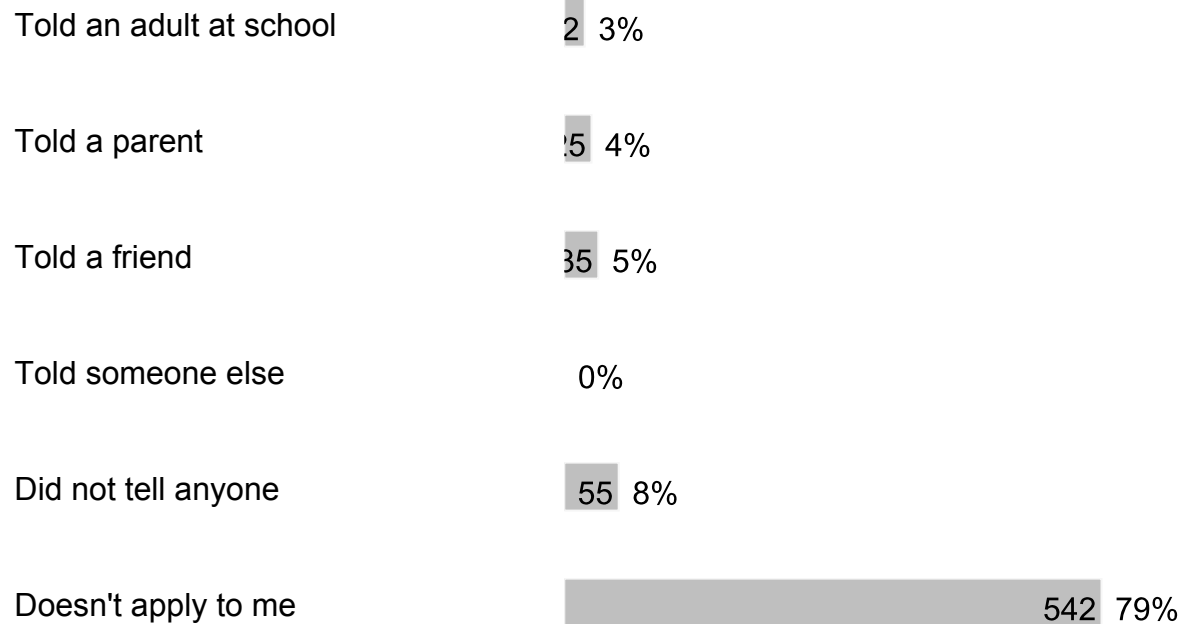
5. During the past 12 months, have you ever been electronically bullied? (Count being bullied through texting, Instagram, TikTok, Snapchat or other social media.)

Yes 53 8%

No 629 92%

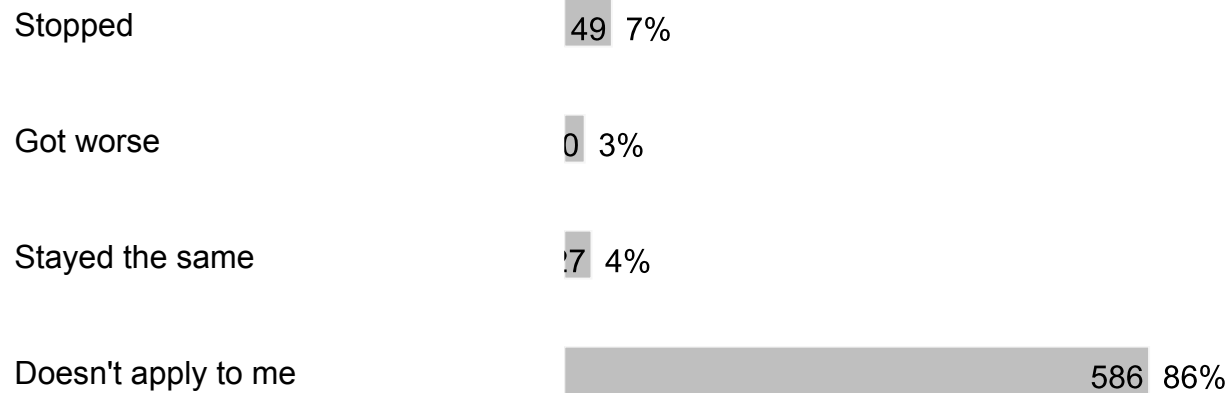
682 respondents

**6. After I was bullied, I:**



682 respondents

**7. After I told an adult at school about being bullied, the bullying:**



682 respondents

**8. A teacher or another adult at school taught our class about what bullying is this school year.**

Yes 561 82%

No 121 18%

682 respondents

**9. I think bullying is wrong.**

Strongly Agree 401 59%

Agree 184 27%

Neutral 60 9%

Disagree 3 2%

Strongly Disagree 4 4%

682 respondents

**10. I know different ways to intervene or help if bullying were occurring or going to occur.**

Strongly Agree 130 19%

Agree 273 40%

Neutral 213 31%


Disagree 35 5%

Strongly Disagree 31 5%

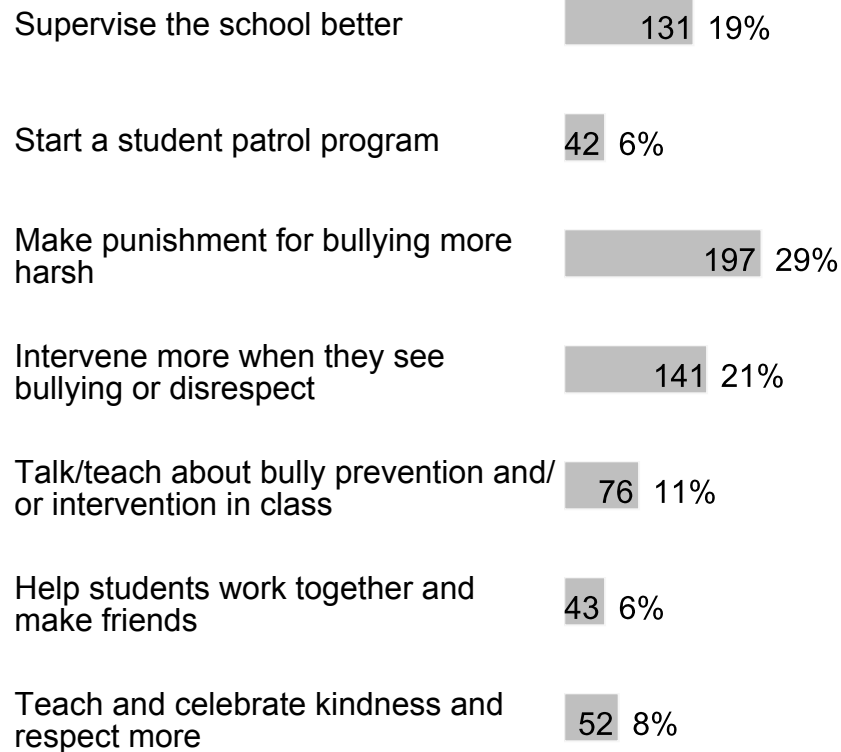
682 respondents

**11. I would intervene or help if another student was being bullied.**

Strongly Agree 116 17%

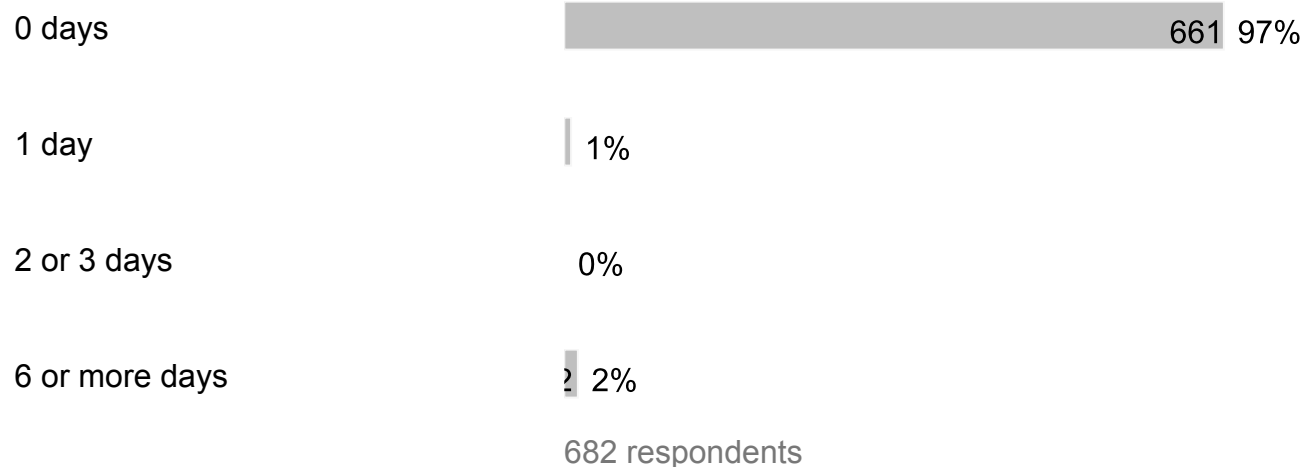


**12. What can adults do to help stop bullying at school?**

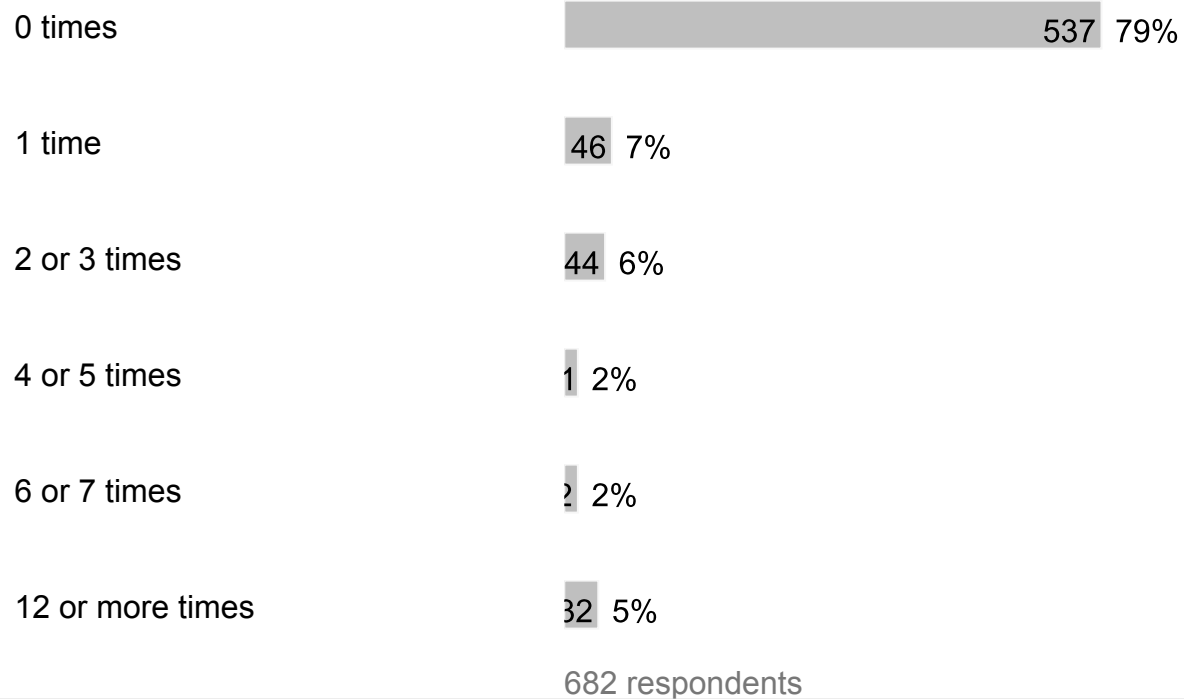


682 respondents

**13. During the past 30 days, how many days did you carry a weapon such as a gun, knife or club on school property?**



**14. During the past 30 days, how many times have you been threatened by another student at school?**



**15. During the past 12 months, how many times were you in a physical fight on school property?**



1 time	59 9%
2 or 3 times	9 3%
4 or 5 times	1 1%
6 or 7 times	0%
8 or 9 times	0%
12 or more times	3 2%

680 respondents

**16.** During the past 12 months, how many times did someone you were dating or going out with physically hurt you on purpose? (Count such things as being hit, slammed into something or injured with an object or weapon.)

I did not date or go out with anyone during the past 12 months	396 58%
0 times	236 35%
1 time	1 3%
2 or 3 times	7 2%
4 or 5 times	0%

6 or more times

1 2%

682 respondents

**17.** During the past 30 days, how many days did you have at least one drink of alcohol? (Alcohol includes drinking beer, wine, flavored alcoholic beverages and liquor such as rum, gin, vodka, whiskey, etc.) For the purpose of this question, drinking alcohol does not include drinking a few sips of wine for religious purposes.

0 days

643 94%

1 or 2 days

1 3%

3 or 5 days

1 1%

6 to 9 days

0%

10 to 19 days

0%

All 30 days

1 1%

682 respondents

**18.** During the past 30 days, how many days did you use an electronic vapor product? (Electronic vapor products include JUUL, SMOK, Suorin, Vuse, blu e-cigarettes, vapes, vape pens, e-cigars, e-hookahs, hookah pens, mods, etc.)

0 days

659 97%

1 or 2 days

1 1%

3 or 5 days	0%
6 to 9 days	0%
All 30 days	2%

682 respondents

**19.** During the past 30 days, how many days did you use marijuana (also called pot or weed)? Do not count CBD-only or hemp products, which come from the same plant as marijuana, but do not cause a high when used alone.

0 days	665	98%
1 or 2 days	0%	
3 or 5 days	0%	
6 to 9 days	0%	
10 to 19 days	0%	
All 30 days	1%	

682 respondents

**20.** During the school year, I participated in alcohol, other drug or tobacco prevention activities or lessons.

Yes	252	37%
-----	-----	-----

No 430 63%

682 respondents

**21. I believe drinking alcohol is bad for your brain.**

Yes 590 87%

No 92 13%

682 respondents

**22. In your opinion, what percentage of Broward County students in grades 6 - 12 choose not to drink alcohol?**

25% 168 25%

50% 171 25%

75% 205 30%

Over 80% 138 20%

682 respondents

**23. I believe using drugs are bad for your health.**

Yes 635 93%

No 47 7%

682 respondents

**24. At what age is a human brain fully developed?**

15

44 6%

18

141 21%

25

497 73%

682 respondents

**25. My school is clean and well-maintained.**

Strongly Agree

9 4%

Agree

99 15%

Neutral

245 36%

Disagree

153 22%

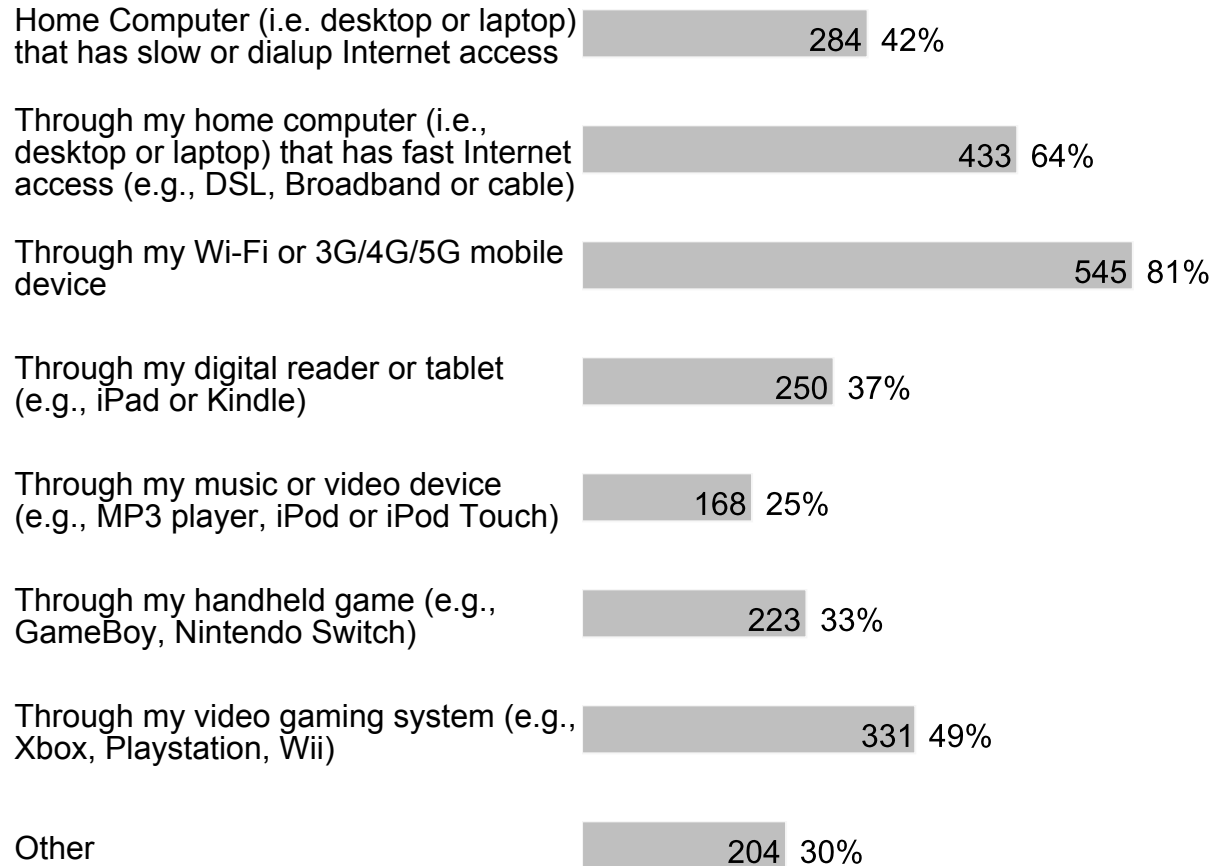
Strongly Disagree

156 23%

682 respondents

## D. Section 3

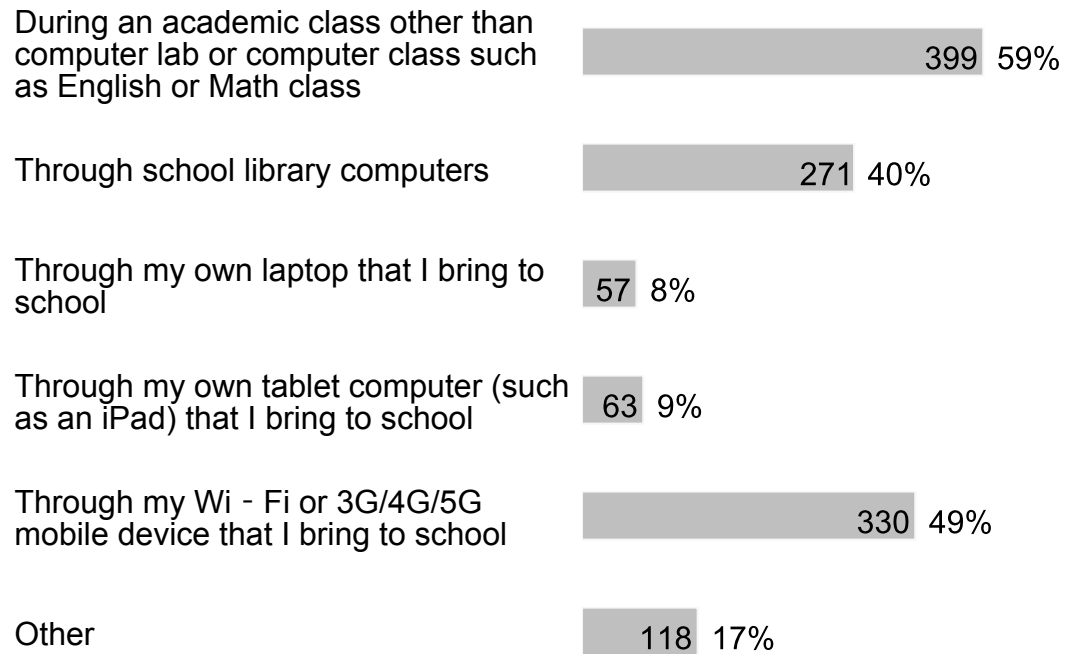
1. During a typical week, I have access to the internet at home in the following ways (check all that apply):



676 respondents

2. During a typical school day, I have access to the internet at school in the following ways (check all that apply):

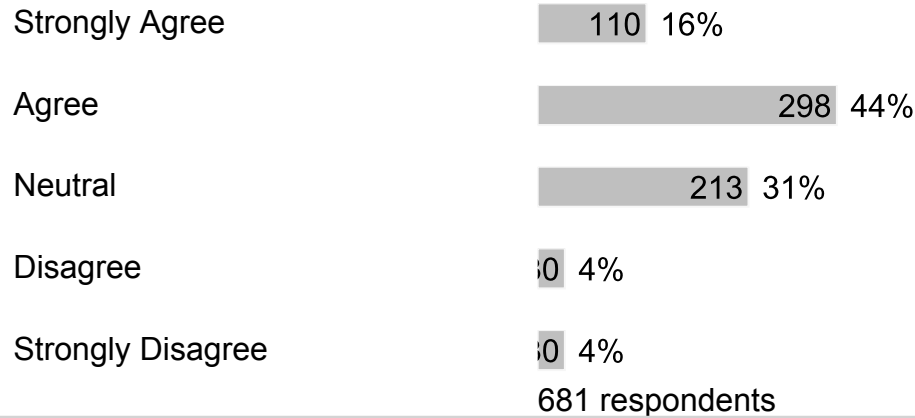




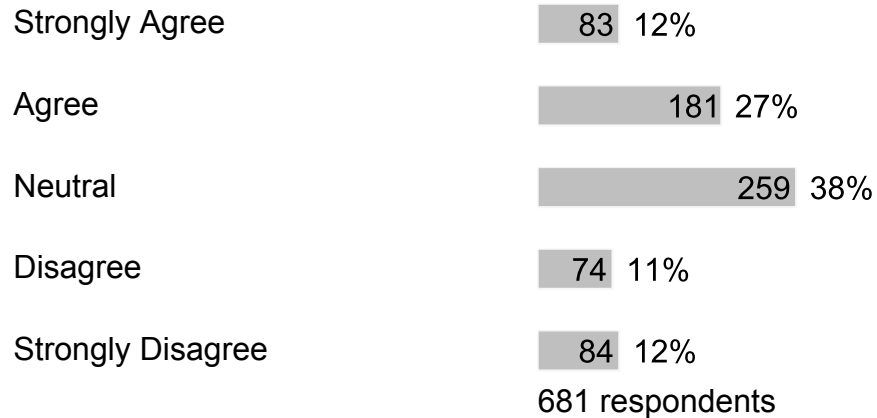
677 respondents

## E. Section 4

1. My school provides sufficient material resources (books, supplies, technology, etc.) to meet my needs.



2. I would recommend my school to my friends.



## F. Section 5

### 1. If I have a problem, I know who I can go to for help.

Strongly Agree	140	21%
Agree	286	42%
Neutral	172	25%
Disagree	41	6%
Strongly Disagree	38	6%

677 respondents

### 2. In my school, students treat adults with respect.

Strongly Agree	34	5%
Agree	89	13%
Neutral	283	42%
Disagree	152	22%
Strongly Disagree	121	18%

679 respondents

**3. In my school, adults treat students with respect.**

Strongly Agree	88	13%
Agree	195	29%
Neutral	268	39%
Disagree	64	9%
Strongly Disagree	64	9%

679 respondents

**4. In my school, students treat each other with respect.**

Strongly Agree	24	4%
Agree	78	12%
Neutral	300	45%
Disagree	119	18%
Strongly Disagree	152	23%

673 respondents

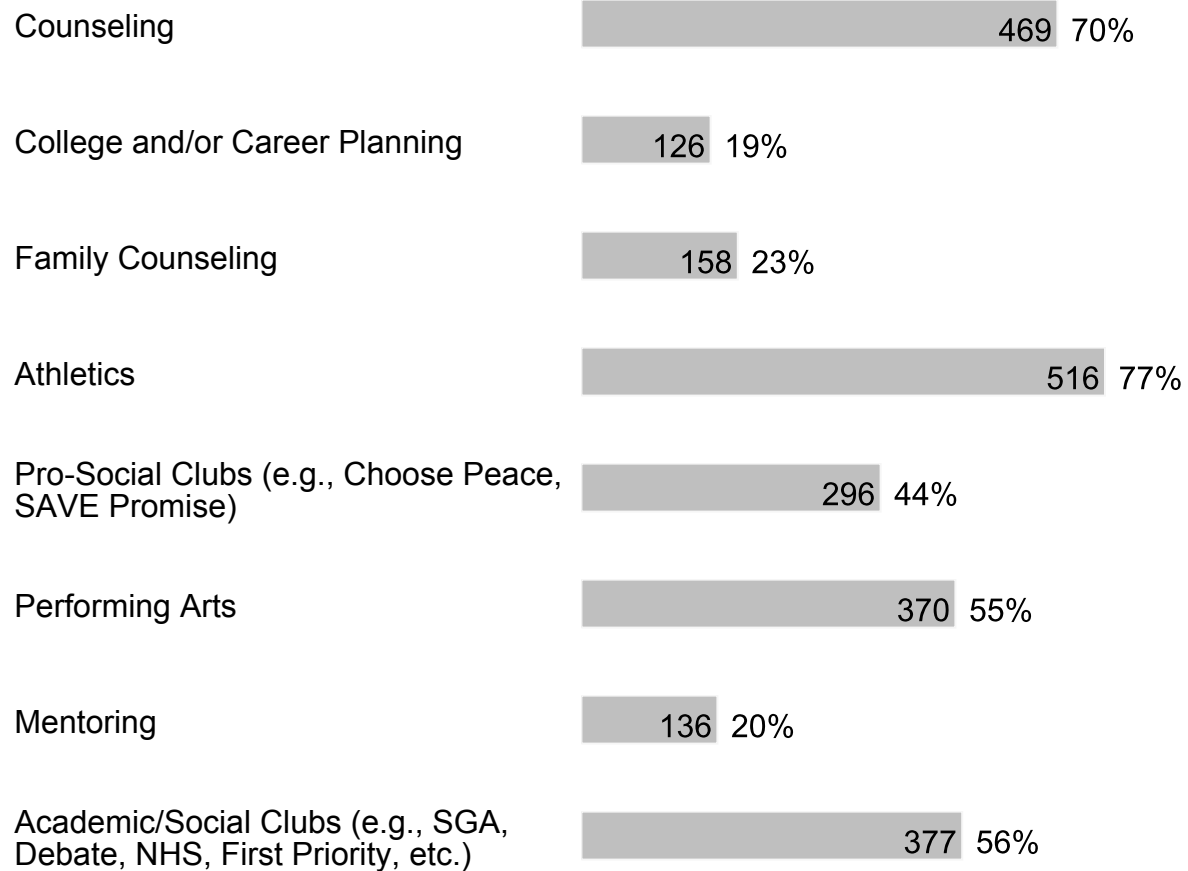
**5. My school provides me the support that I need.**

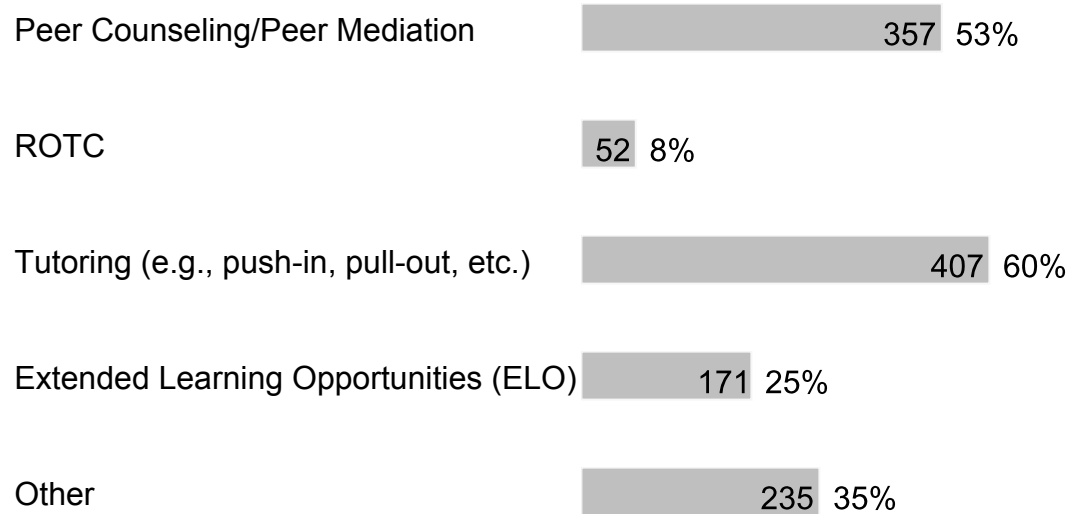
Strongly Agree	67	10%
----------------	----	-----



676 respondents

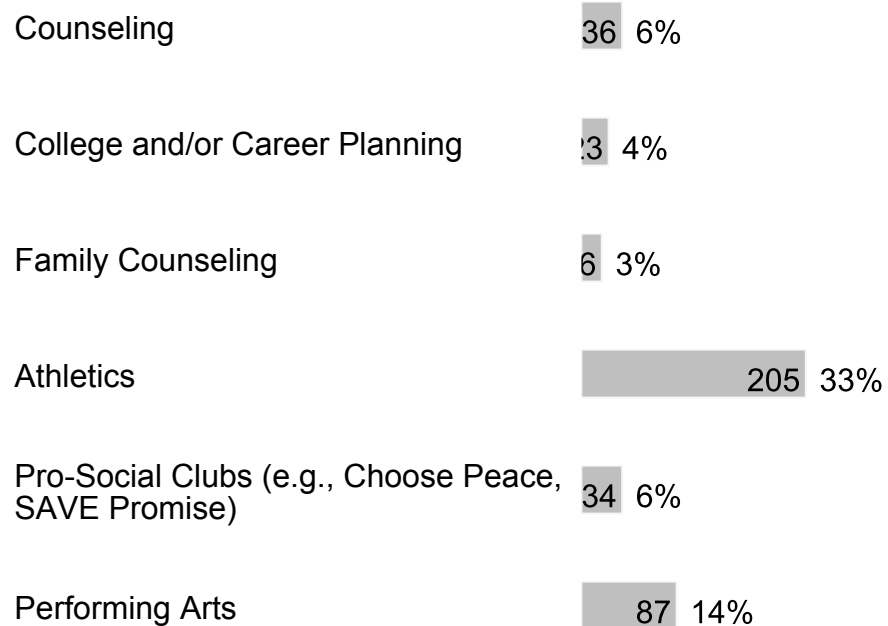
**6. At my school, the following programs/services are available (check all that apply):**

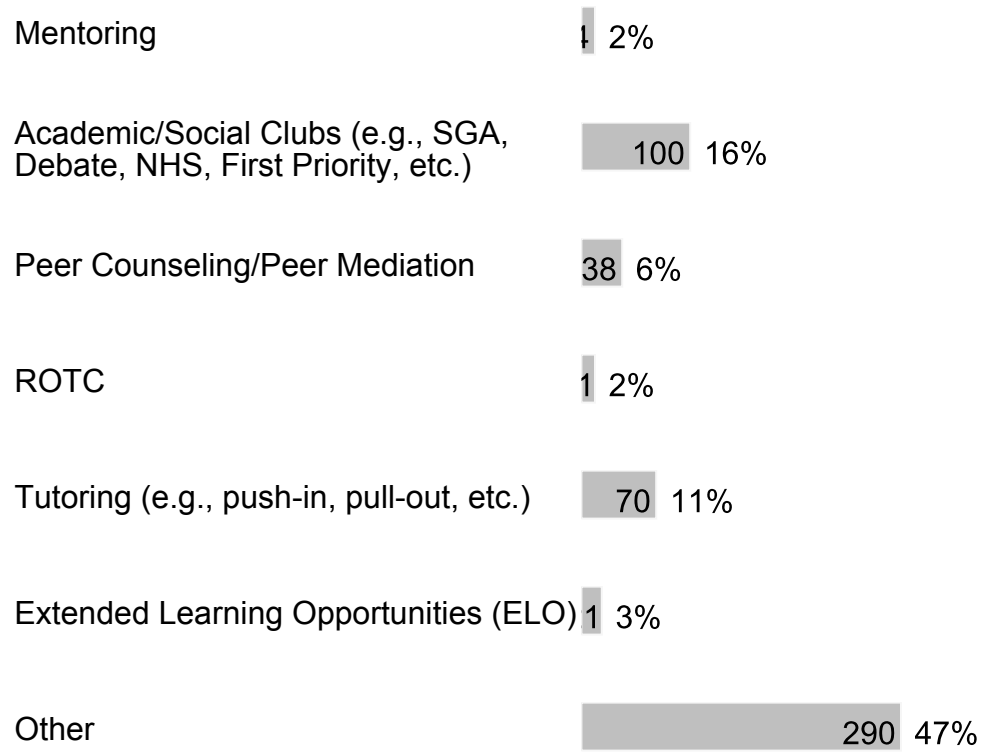




674 respondents

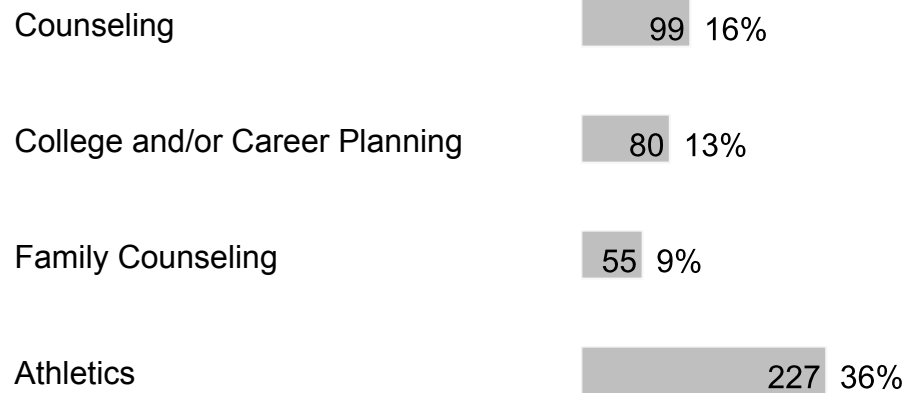
7. At my school, I participate in the following programs/services (check all that apply):

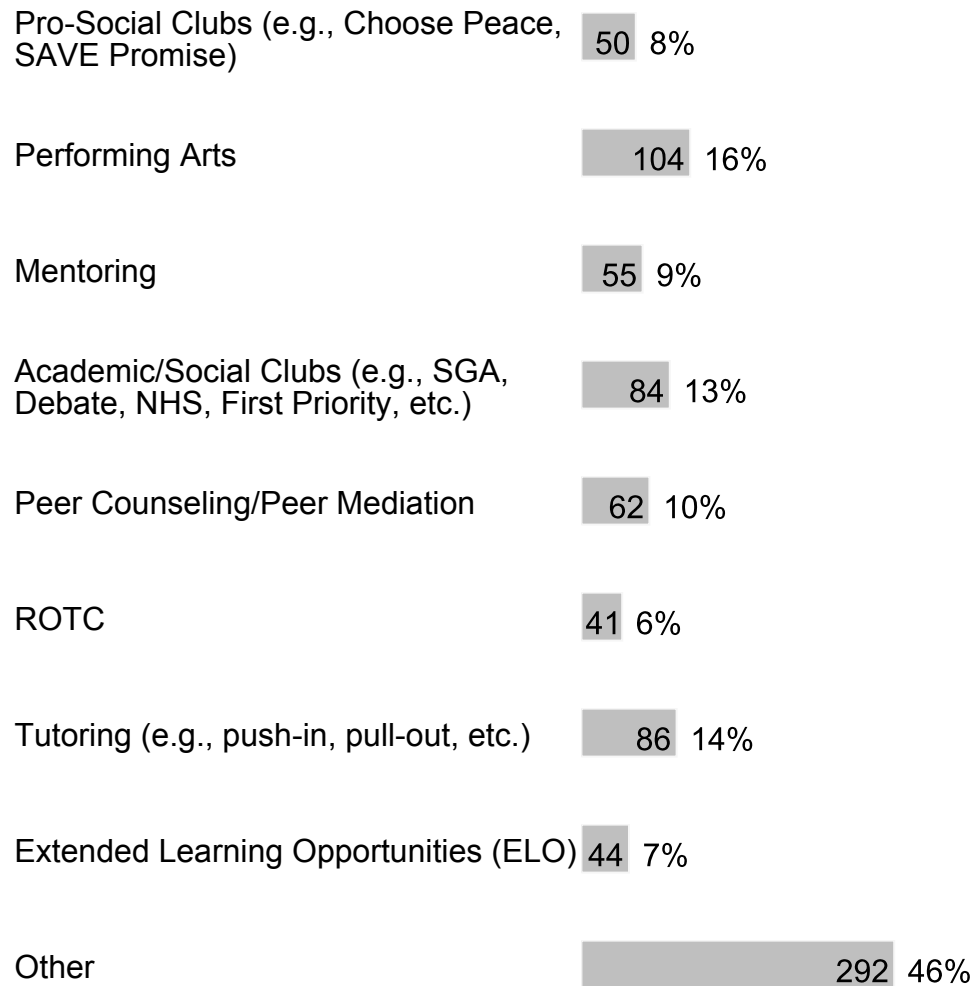




616 respondents

**8.** These are the programs/services at my school that I value most or would value if they were available at my school (check all that apply):





636 respondents

**9. I am friends with other students at this school.**

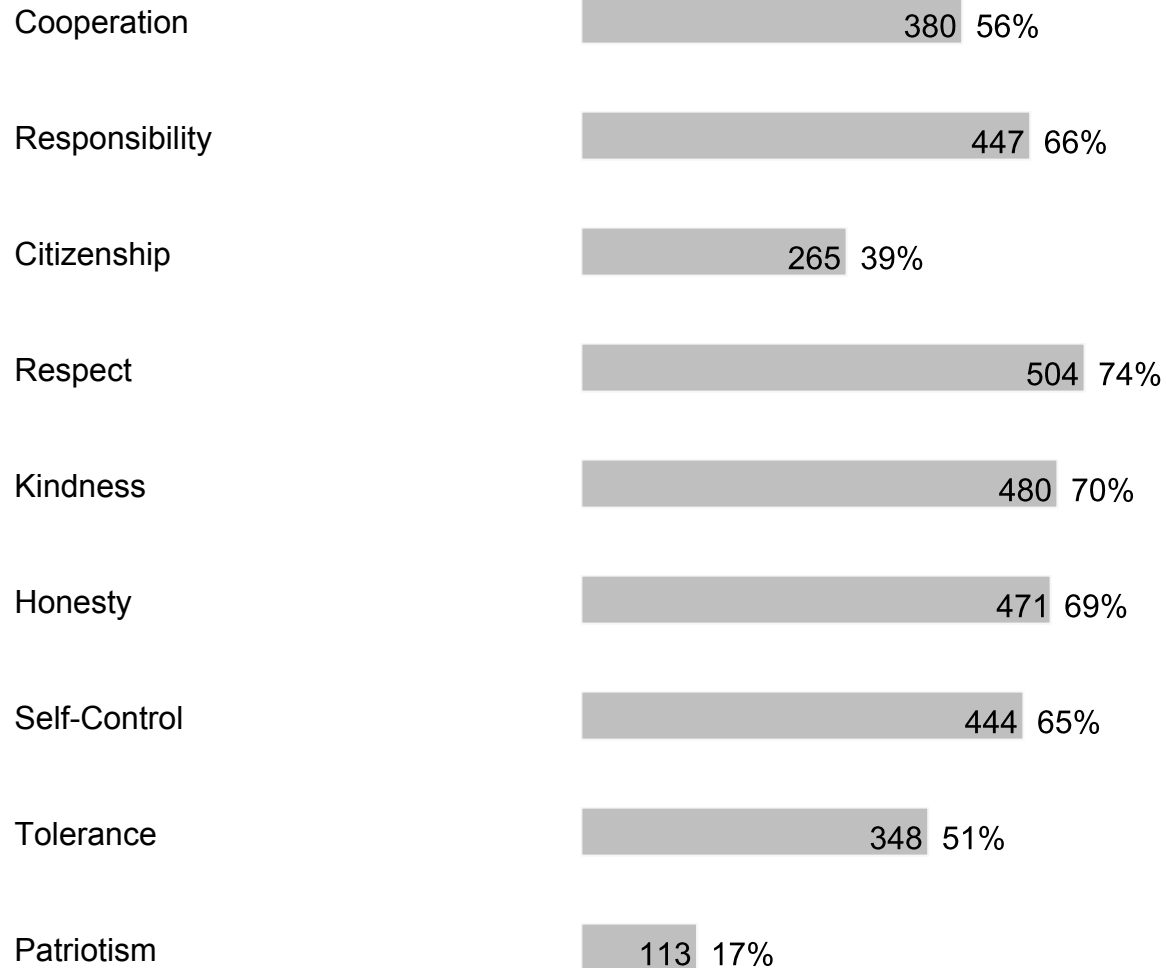


Disagree 1 2%

Strongly Disagree 5 2%


682 respondents

**10. Which character traits do you value the most in yourself and others? (check all that apply)**




682 respondents

**11. I receive acknowledgement and/or praise for my strengths or accomplishments by adults at my school.**



677 respondents


**12. I enjoy eating food prepared by the cafeteria.**




682 respondents

## G. Section 6

### 1. In my school, a high-quality education is offered.



### 2. My school provides me with challenging curriculum, uses a variety of teaching methods and learning experiences to develop the skills I need to succeed.

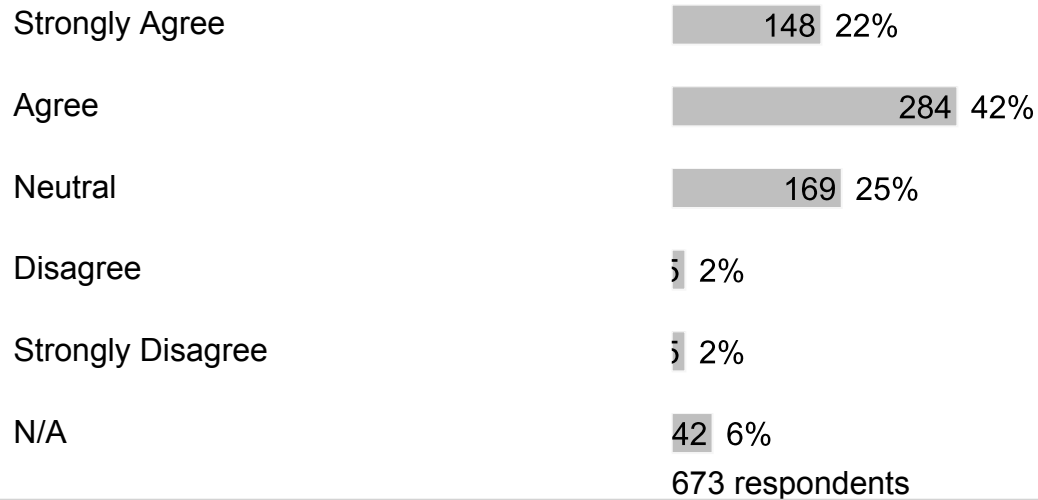


### 3. My school motivates me to set academic goals and learn new things.

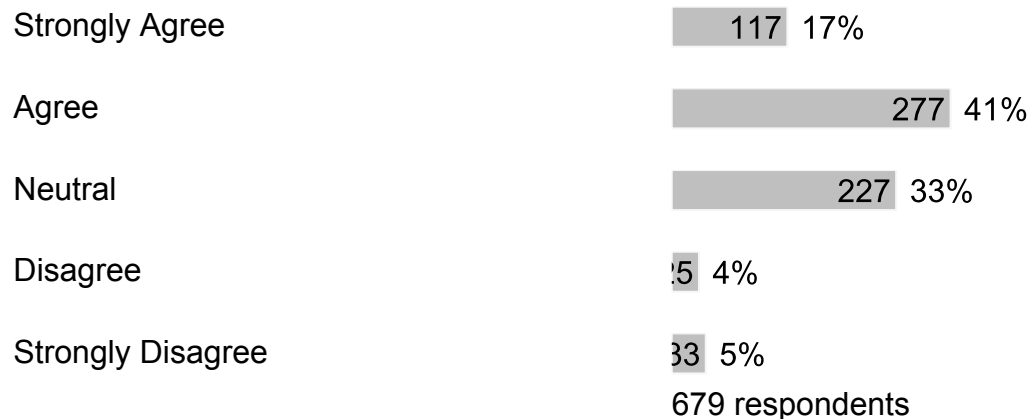





**4. My teachers use tests, projects, presentations, and portfolios to assess my understanding of what was taught.**




**5. My school prepares me for success in the next school year.**




**6. Lessons and materials in our school prepare us to be effective users of media and technology.**



**7. In class, students spend considerable amounts of time actively engaged in learning (such as solving problems, discussing ideas, creating their own work, reading, writing, speaking and researching).**



**8. My teachers effectively engage students in the classroom and encourage creative thinking.**




680 respondents

**9. There are few distractions during class.**



681 respondents

**10. Students are encouraged to work in groups regularly.**



677 respondents

**11. Teachers are generally fair when it comes to grading student work.**



Strongly Disagree 57 8%  
680 respondents

**12. I give class presentations or share my work with classmates.**

Strongly Agree 44 6%  
Agree 172 25%  
Neutral 325 48%  
Disagree 67 10%  
Strongly Disagree 71 10%  
679 respondents

**13. I work on assignments that challenge me and/or take more than one class period to complete.**

Strongly Agree 95 14%  
Agree 264 39%  
Neutral 258 38%  
Disagree 9 4%  
Strongly Disagree 35 5%  
681 respondents

**14. I complete meaningful homework to review what I learned in class and/or prepare for the next day's lesson.**

Strongly Agree 88 13%  
Agree 240 35%  
Neutral 271 40%

Disagree 37 5%

Strongly Disagree 41 6%

677 respondents

**15. I receive feedback about my work that helps me better understand what I'm learning.**

Strongly Agree 72 11%

Agree 219 32%

Neutral 276 41%

Disagree 64 9%

Strongly Disagree 49 7%

680 respondents

**16. I am provided opportunities to correct or improve my work.**

Strongly Agree 76 11%

Agree 251 37%

Neutral 269 40%

Disagree 36 5%

Strongly Disagree 49 7%

681 respondents


**17. I am provided opportunities to participate in class discussions and activities.**

Strongly Agree 90 13%


Agree 296 44%



**18. My teachers explain their expectations so I can be successful.**




**19. My teachers provide me with information about how well I am doing in school.**




**20. Teachers regularly post information online or send home a newsletter.**







**21. My teachers keep my family informed of my academic progress.**




**22. My school considers students' opinions when changing rules/policies and planning ways to improve the school.**




**23. My school shares information about school success with my community.**



**24. Our school uses different ways to communicate what is happening to parents and students.**



**25. My school focuses on Customer Service (greeting with a smile and responding to questions and concerns within one business day).**



679 respondents

## H. Section 7

1. What else would you like to tell us about your school?

Free form text answers are available in the exported CSV report