

BCPS STUDENT (Grades 6-12) CUSTOMER SURVEY 2025

run on 09/09/2025



surveys



BCPS STUDENT (Grades 6-12) CUSTOMER SURVEY 2025

run on 09/09/2025

Custom Survey

1 survey(s) 785 response(s)

Report Filters

School:
N/A

Race:
N/A

Grade:
N/A

Gender:
N/A

Ethnicity:
N/A

Tag:
N/A

BCPS STUDENT (Grades 6-12) CUSTOMER SURVEY 2025

Demographics

Number of Responses | Percentages of Total Responses

1. Gender

Male	377	48%
Female	396	51%
Prefer not to answer	1	1%

784 respondents

2. Race

American Indian or Alaska Native	1	1%
Asian	38	5%
Black or African American	97	13%
Native Hawaiian or Other Pacific Islander	1	1%
White	346	45%

Multiracial 119 15%

Other 156 20%

774 respondents

3. Ethnicity

Hispanic 465 61%

Non-Hispanic or Latino 202 26%

Prefer not to answer 101 13%

768 respondents

4. Grade

Grade 6 228 29%

Grade 7 347 44%


Grade 8 209 27%

Grade 9 0%

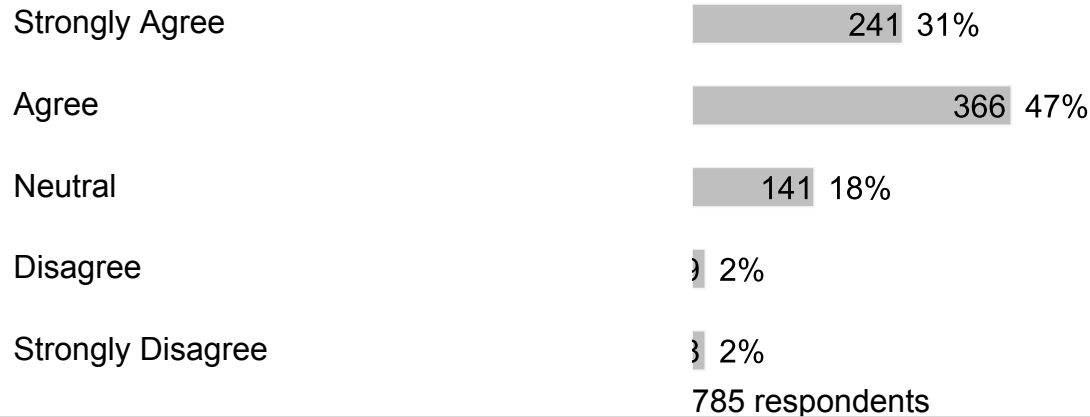
785 respondents

C. Section 2

1. I feel safe at my school.



2. I feel safe getting to and from my school.



3. *Note: Remember, this survey is anonymous, please report any bullying concerns to a trusted adult at your school. The next 10 questions ask about bullying. Bullying is when 1 or more students tease, threaten, spread rumors about, hit, shove, or hurt another student over and over again. It is not bullying when 2 students of about the same strength or power argue, fight or tease each other in a friendly way. During the past 12 months, have you ever been bullied on school property?

Yes	126	16%
-----	-----	-----

No 659 84%

785 respondents

4. The primary location on school property where I was bullied during the last 12 months was:

On the school bus 1%

In the classroom 54 7%

In the cafeteria 3 2%

In the hallway 2 2%

In the restroom 1%

Other school area 3 2%

Does not apply to me 670 85%

784 respondents

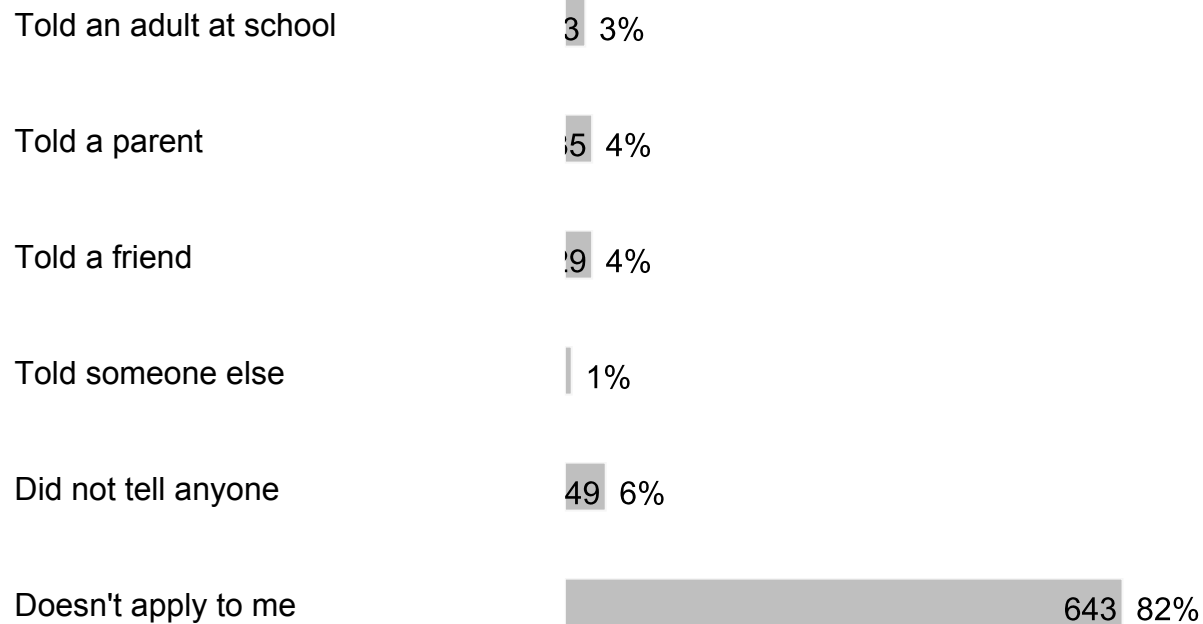
5. During the past 12 months, have you ever been electronically bullied? (Count being bullied through texting, Instagram, TikTok, Snapchat or other social media.)

Yes 65 8%

No 720 92%

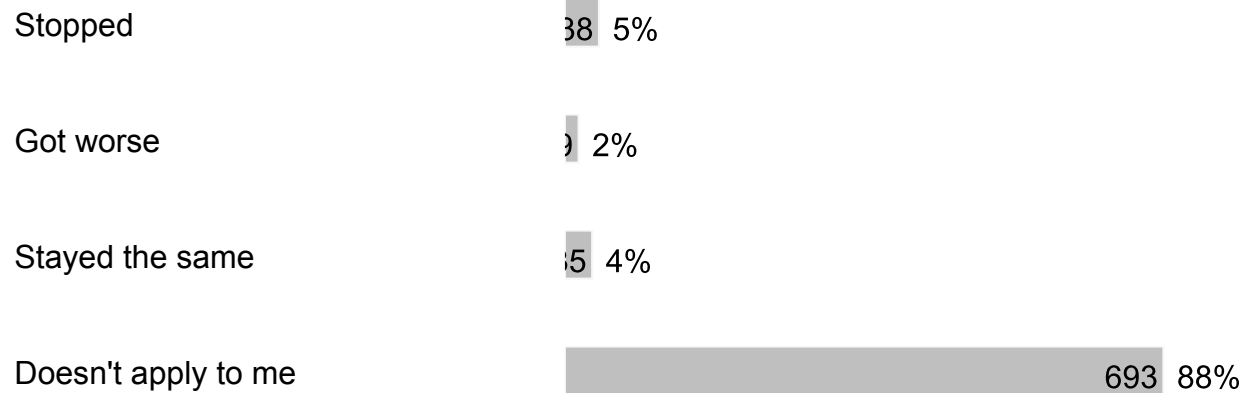
785 respondents

6. After I was bullied, I:



785 respondents

7. After I told an adult at school about being bullied, the bullying:



785 respondents

8. A teacher or another adult at school taught our class about what bullying is this school year.

Yes 687 88%

No 98 12%

785 respondents

9. I think bullying is wrong.

Strongly Agree 505 64%

Agree 190 24%

Neutral 65 8%

Disagree 1 1%

Strongly Disagree 3 2%

785 respondents

10. I know different ways to intervene or help if bullying were occurring or going to occur.

Strongly Agree 202 26%

Agree 342 44%

Neutral 205 26%

Disagree 3 2%

Strongly Disagree 3 2%

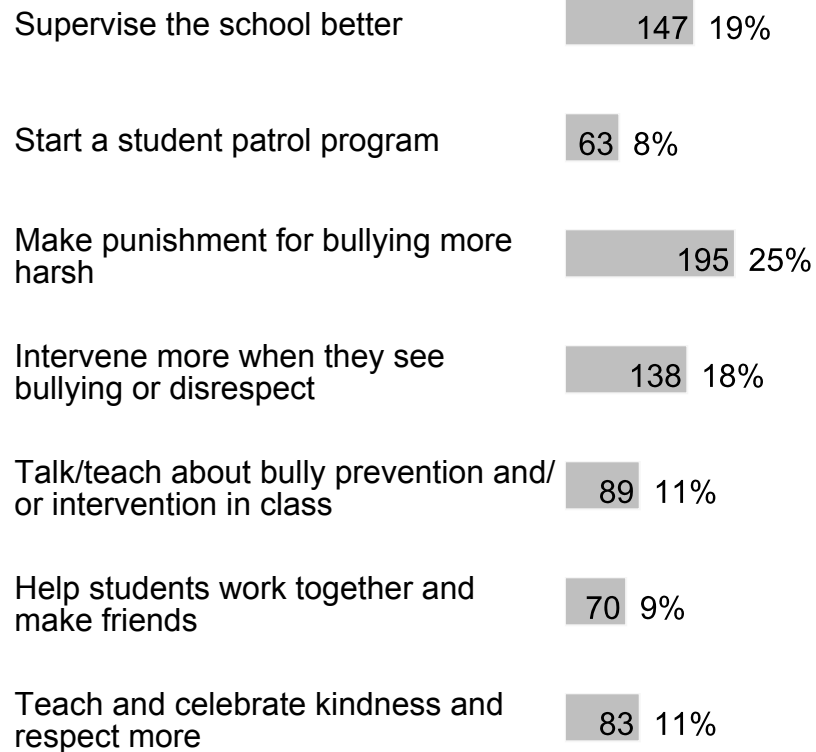
785 respondents

11. I would intervene or help if another student was being bullied.

Strongly Agree 215 27%

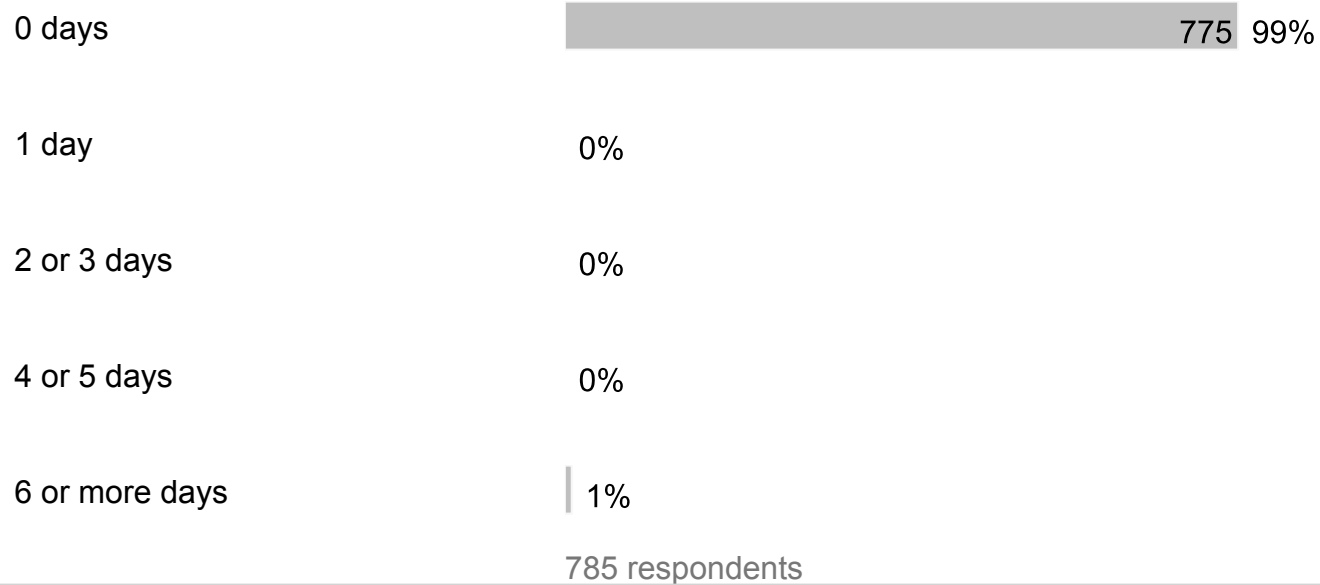


12. What can adults do to help stop bullying at school?

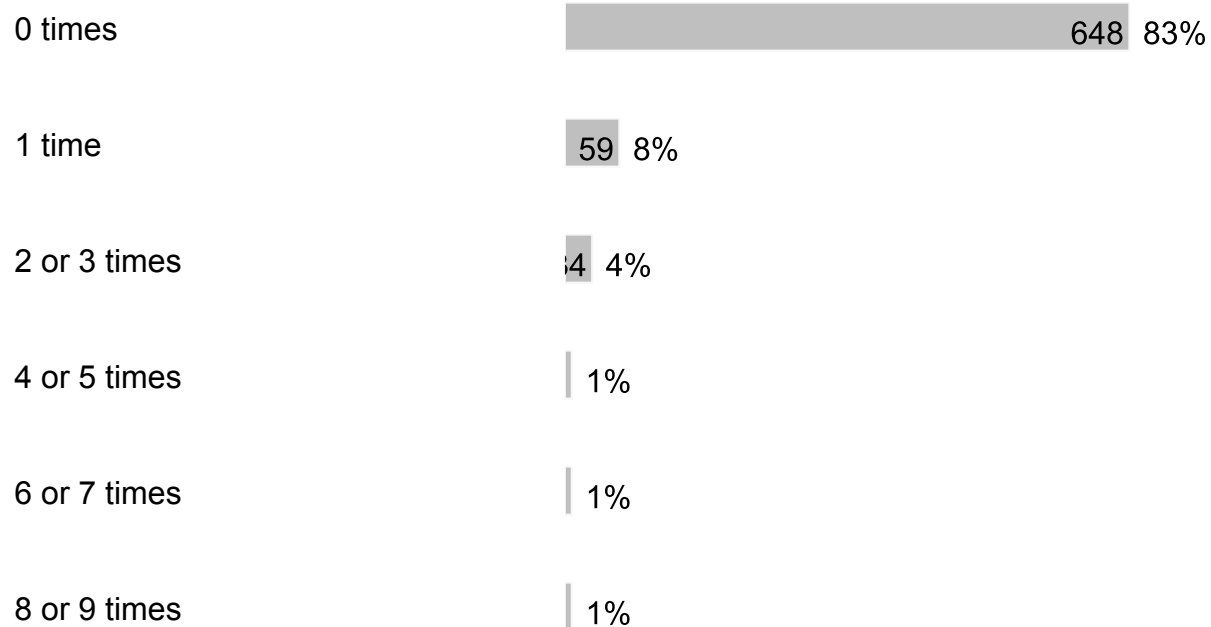


785 respondents

13. During the past 30 days, how many days did you carry a weapon such as a gun, knife or club on school property?



14. During the past 30 days, how many times have you been threatened by another student at school?



10 or 11 times 0%

12 or more times 2 3%

785 respondents

15. During the past 12 months, how many times were you in a physical fight on school property?

0 times 715 91%

1 time 12 5%

2 or 3 times 1 1%

4 or 5 times 1 1%

8 or 9 times 0%

12 or more times 1 1%

782 respondents

16. During the past 12 months, how many times did someone you were dating or going out with physically hurt you on purpose? (Count such things as being hit, slammed into something or injured with an object or weapon.)

I did not date or go out with anyone during the past 12 months 479 61%

0 times 271 35%

1 time	2%
2 or 3 times	1%
4 or 5 times	1%
6 or more times	1%

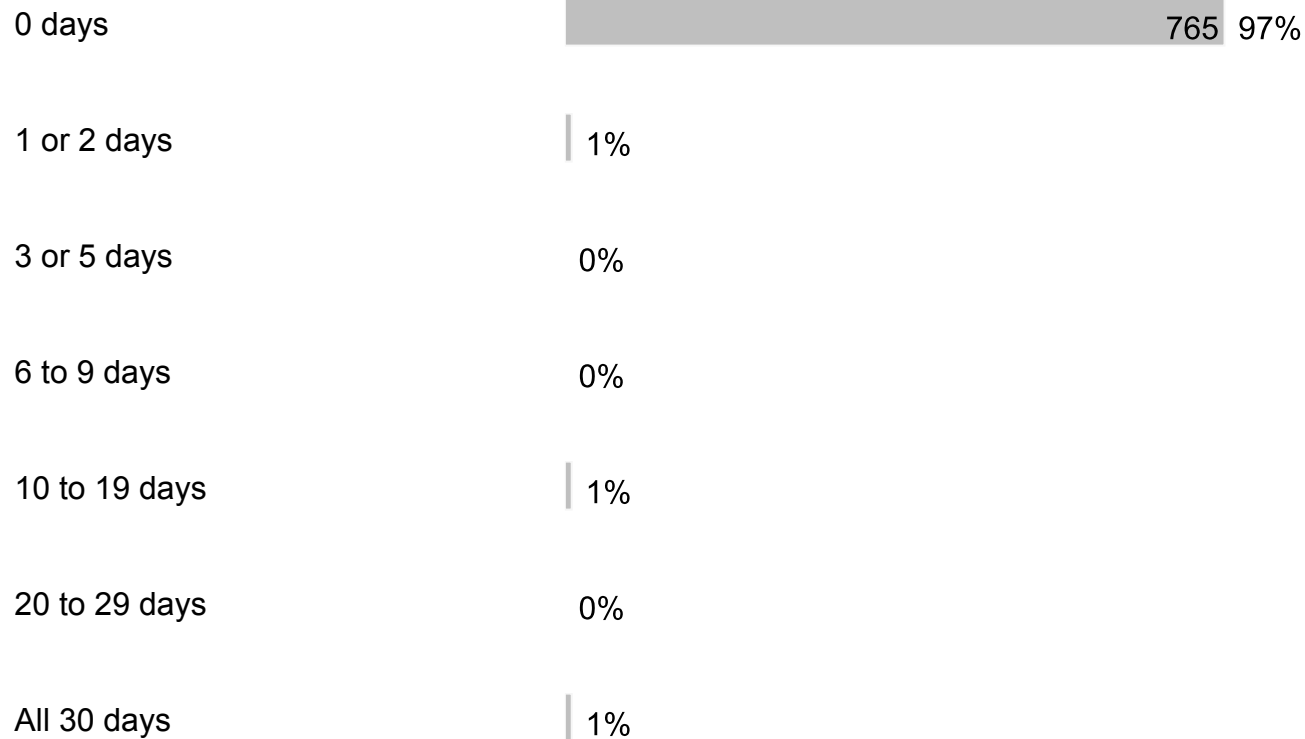
785 respondents

17. During the past 30 days, how many days did you have at least one drink of alcohol? (Alcohol includes drinking beer, wine, flavored alcoholic beverages and liquor such as rum, gin, vodka, whiskey, etc.) For the purpose of this question, drinking alcohol does not include drinking a few sips of wine for religious purposes.

0 days	750 96%
1 or 2 days	3 3%
3 or 5 days	0%
6 to 9 days	1%
10 to 19 days	0%
All 30 days	1%

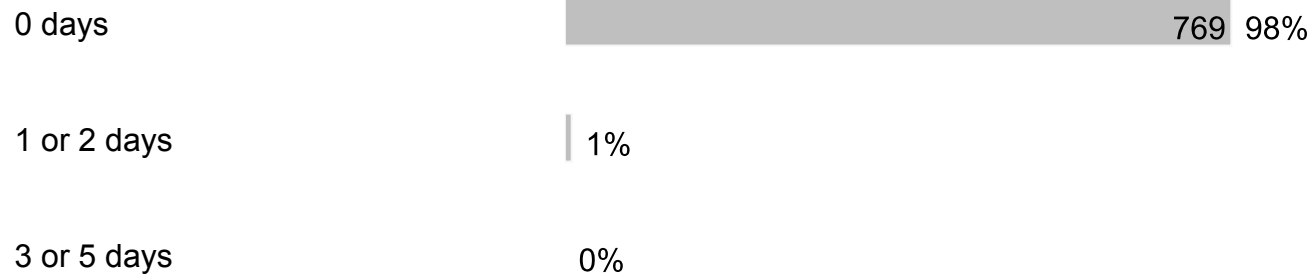
785 respondents

18. During the past 30 days, how many days did you use an electronic vapor product? (Electronic vapor products include JUUL, SMOK, Suorin, Vuse, blu e-cigarettes, vapes, vape pens, e-cigars, e-hookahs, hookah pens, mods, etc.)



785 respondents

19. During the past 30 days, how many days did you use marijuana (also called pot or weed)? Do not count CBD-only or hemp products, which come from the same plant as marijuana, but do not cause a high when used alone.



6 to 9 days	0%
10 to 19 days	0%
20 to 29 days	0%
All 30 days	0%

785 respondents

20. During the school year, I participated in alcohol, other drug or tobacco prevention activities or lessons.

Yes	368	47%
No	417	53%

785 respondents

21. I believe drinking alcohol is bad for your brain.

Yes	687	88%
No	98	12%

785 respondents

22. In your opinion, what percentage of Broward County students in grades 6 - 12 choose not to drink alcohol?

25%	149	19%
-----	-----	-----

50% 186 24%

75% 246 31%

Over 80% 204 26%

785 respondents

23. I believe using drugs are bad for your health.

Yes 746 95%

No 39 5%

785 respondents

24. At what age is a human brain fully developed?

15 0 3%

18 161 21%

25 604 77%

785 respondents

25. My school is clean and well-maintained.

Strongly Agree 66 8%

Agree 171 22%

Neutral 302 38%

Disagree

135 17%

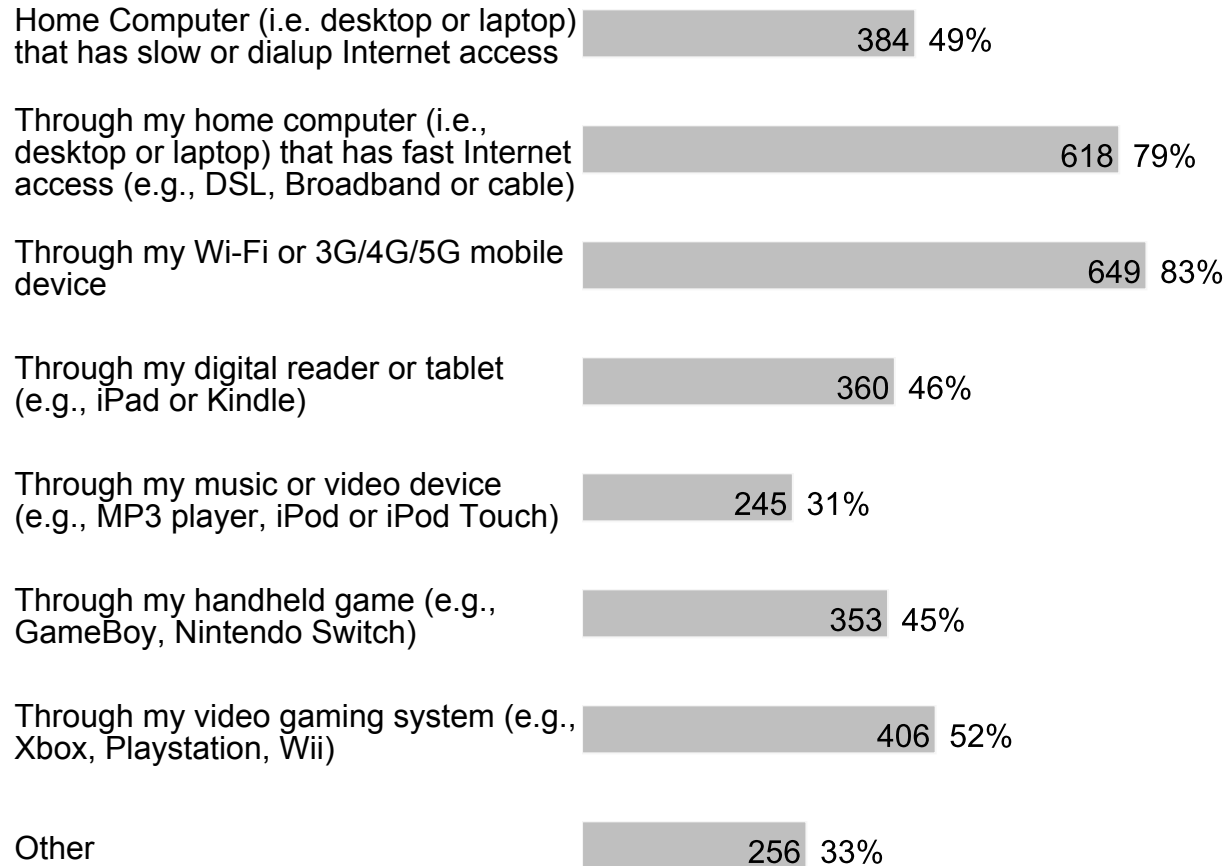
Strongly Disagree

111 14%

785 respondents

D. Section 3

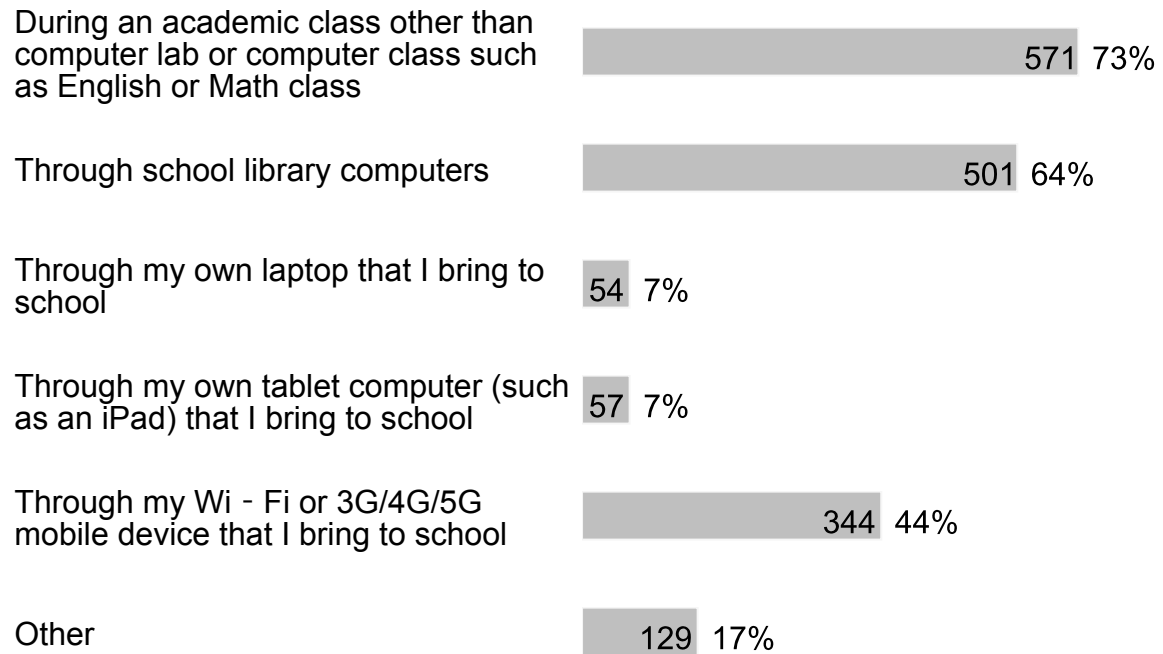
1. During a typical week, I have access to the internet at home in the following ways (check all that apply):



782 respondents

2. During a typical school day, I have access to the internet at school in the following ways (check all that apply):

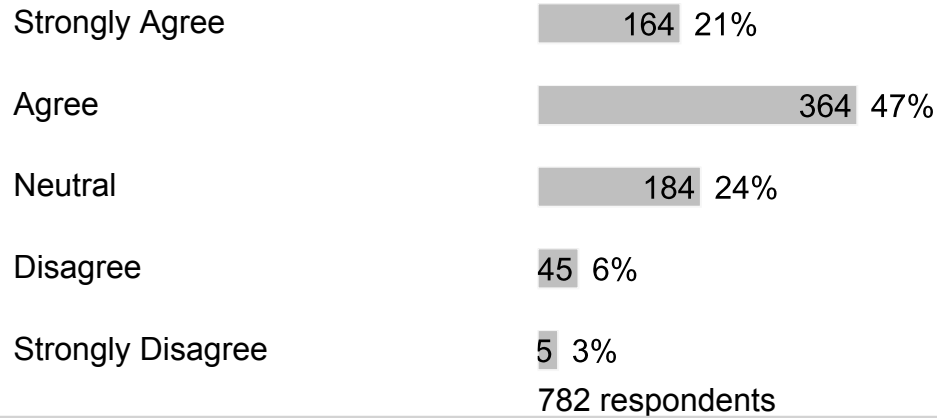




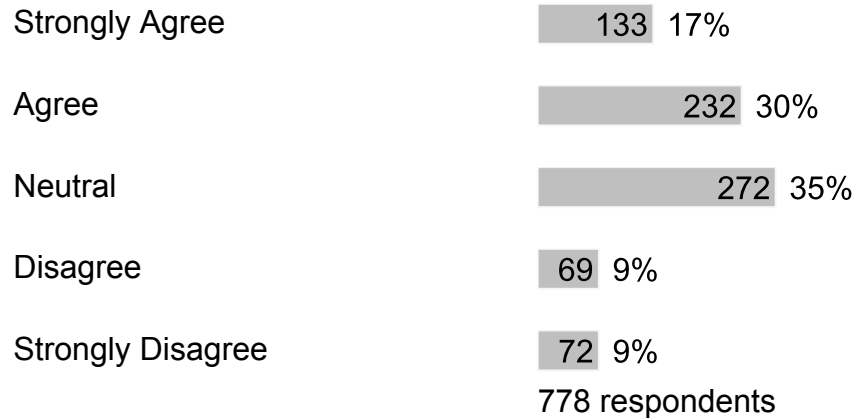
779 respondents

E. Section 4

1. My school provides sufficient material resources (books, supplies, technology, etc.) to meet my needs.



2. I would recommend my school to my friends.



F. Section 5

1. If I have a problem, I know who I can go to for help.

Strongly Agree	189	24%
Agree	335	43%
Neutral	201	26%
Disagree	5	3%
Strongly Disagree	6	3%


776 respondents

2. In my school, students treat adults with respect.

Strongly Agree	84	11%
Agree	206	26%
Neutral	312	40%
Disagree	114	15%
Strongly Disagree	64	8%


780 respondents

3. In my school, adults treat students with respect.



777 respondents

4. In my school, students treat each other with respect.



775 respondents

5. My school provides me the support that I need.

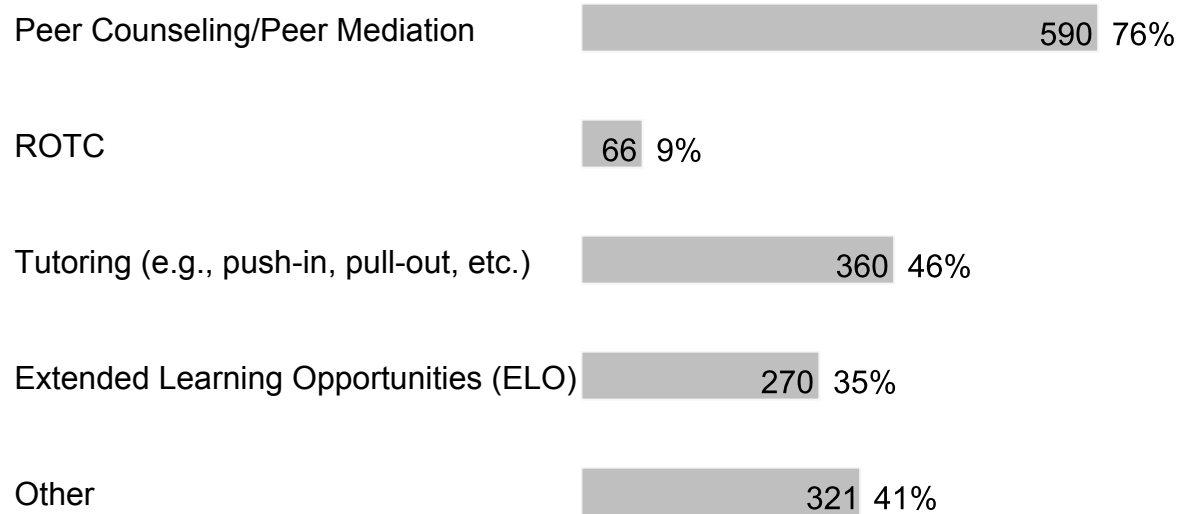


Agree	312	40%
Neutral	274	35%
Disagree	41	5%
Strongly Disagree	9	4%

773 respondents

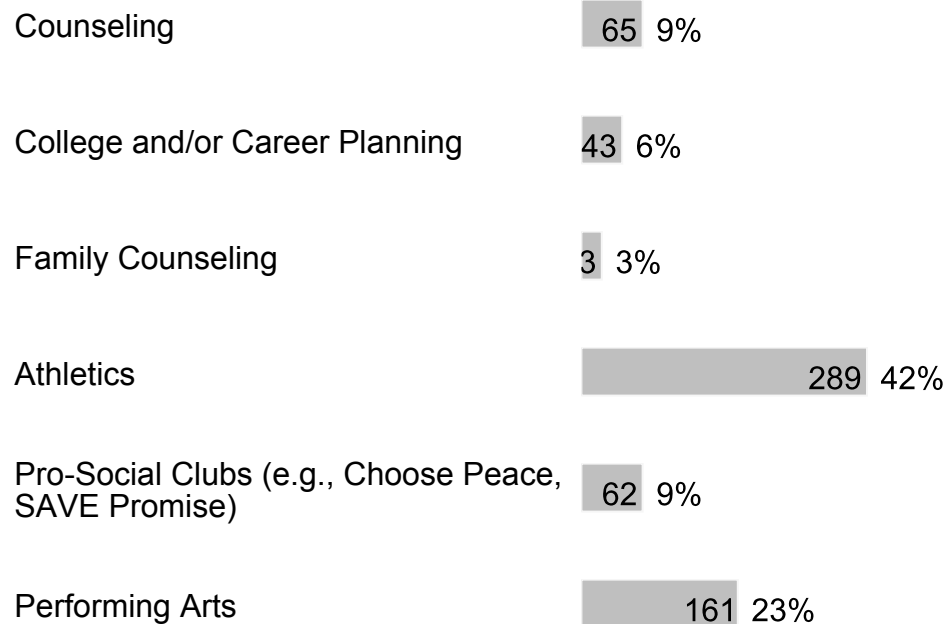
6. At my school, the following programs/services are available (check all that apply):

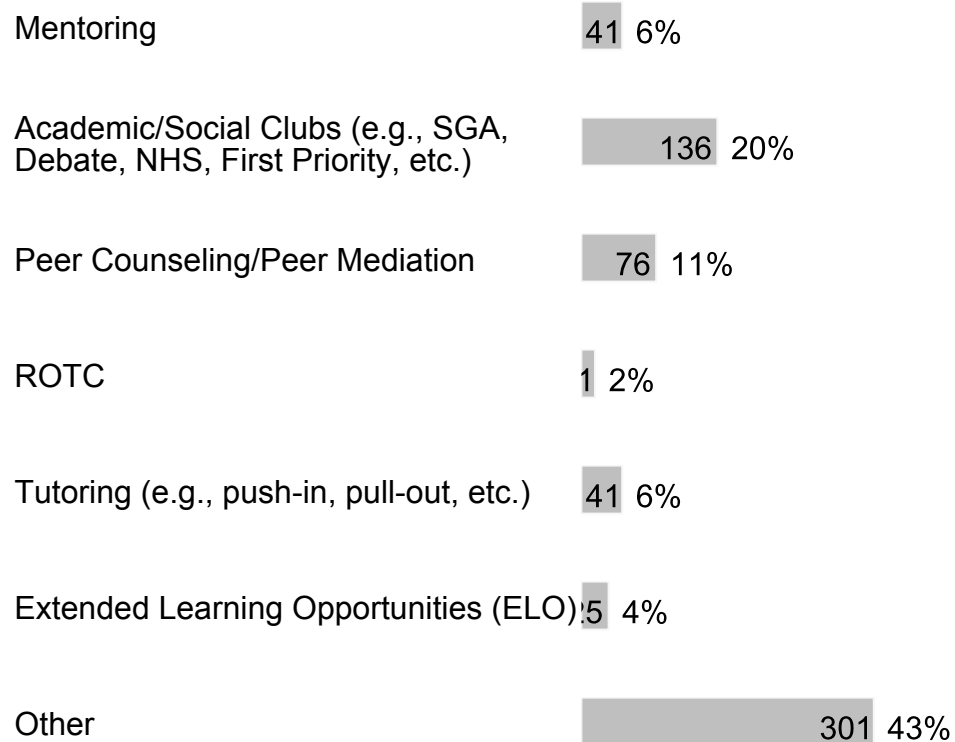
Counseling	637	82%
College and/or Career Planning	209	27%
Family Counseling	216	28%
Athletics	634	82%
Pro-Social Clubs (e.g., Choose Peace, SAVE Promise)	405	52%
Performing Arts	499	64%
Mentoring	278	36%
Academic/Social Clubs (e.g., SGA, Debate, NHS, First Priority, etc.)	520	67%



775 respondents

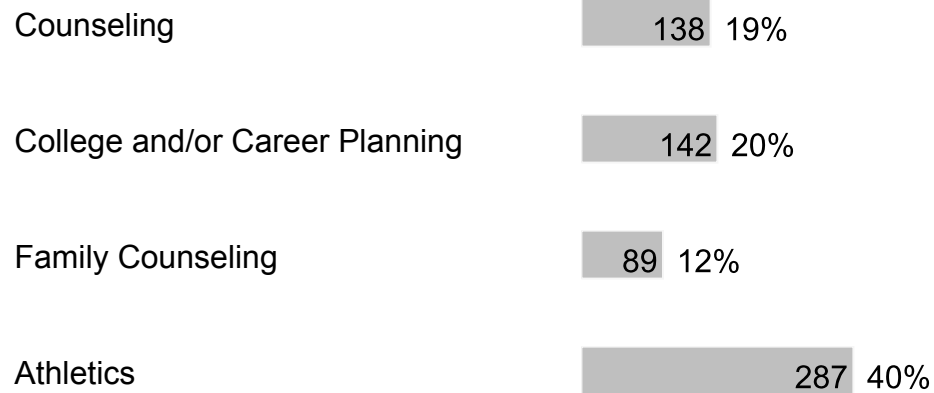
7. At my school, I participate in the following programs/services (check all that apply):

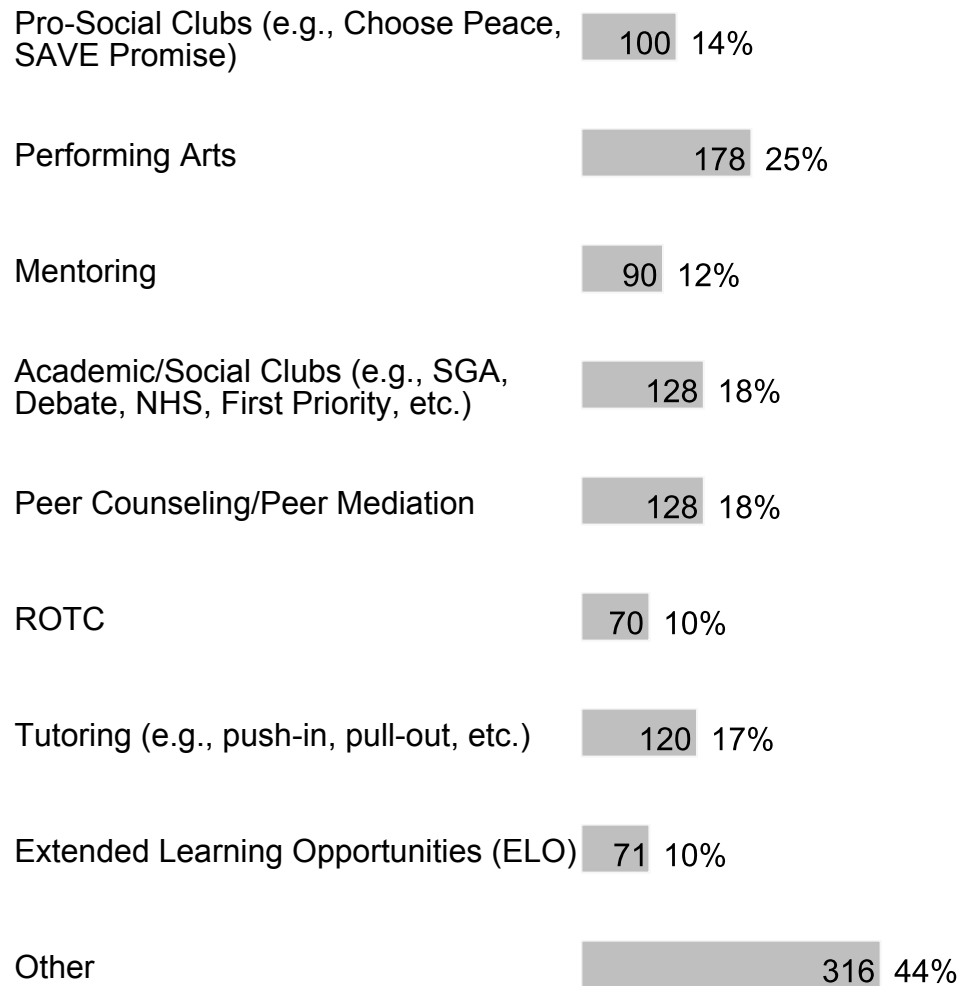




696 respondents

8. These are the programs/services at my school that I value most or would value if they were available at my school (check all that apply):





726 respondents

9. I am friends with other students at this school.

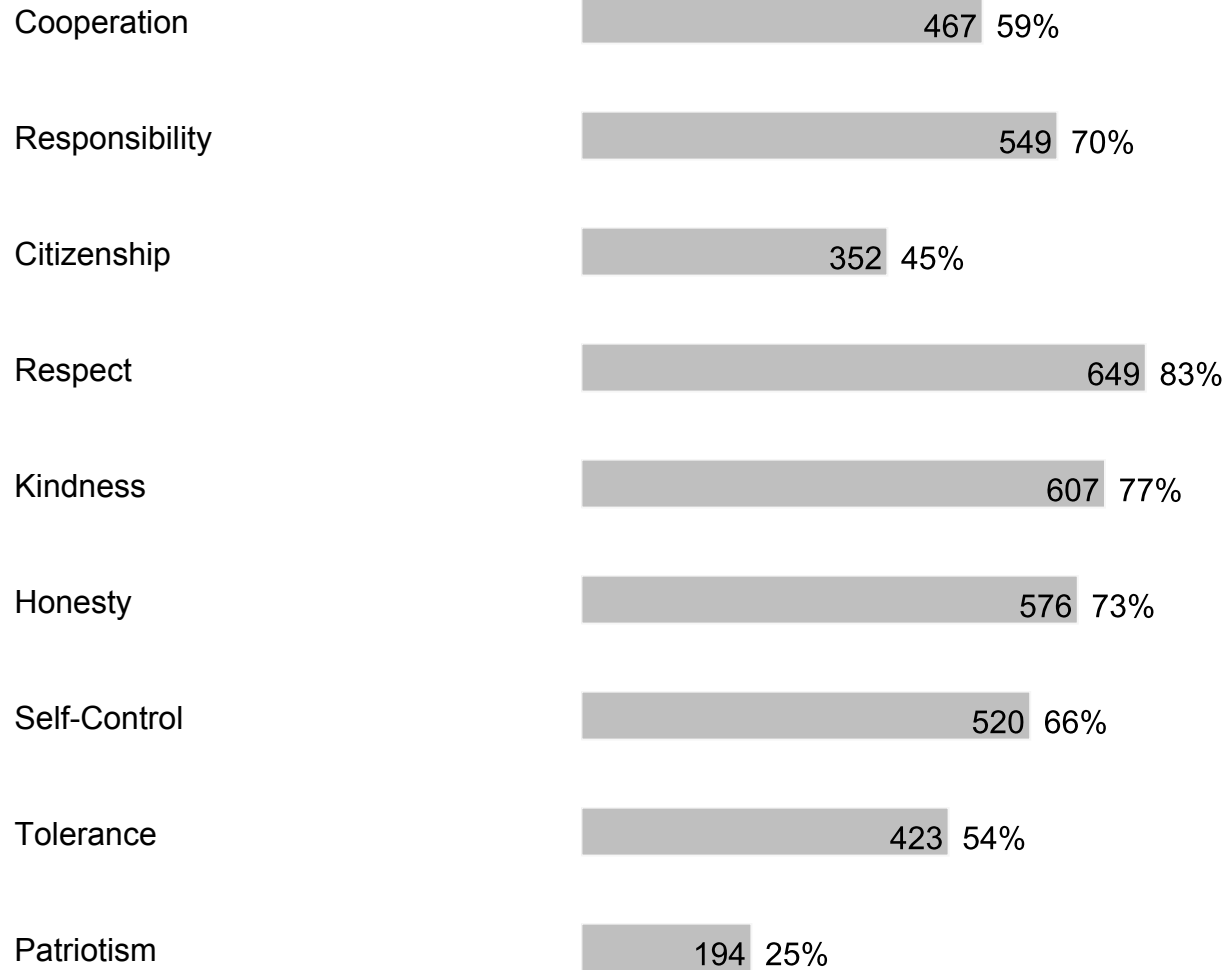


Disagree | 1%

Strongly Disagree | 1%


785 respondents

10. Which character traits do you value the most in yourself and others? (check all that apply)




785 respondents

11. I receive acknowledgement and/or praise for my strengths or accomplishments by adults at my school.



782 respondents


12. I enjoy eating food prepared by the cafeteria.




785 respondents

G. Section 6


1. In my school, a high-quality education is offered.



2. My school provides me with challenging curriculum, uses a variety of teaching methods and learning experiences to develop the skills I need to succeed.

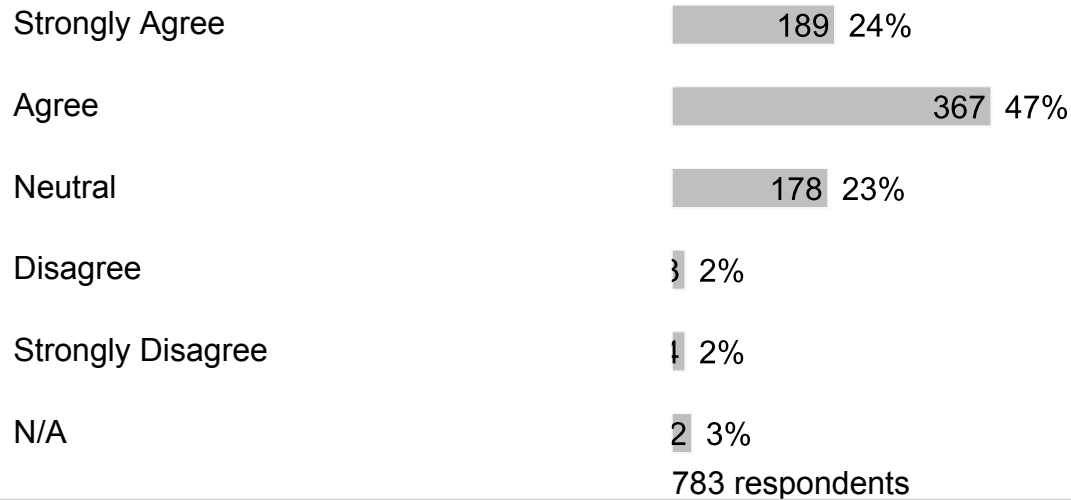


3. My school motivates me to set academic goals and learn new things.

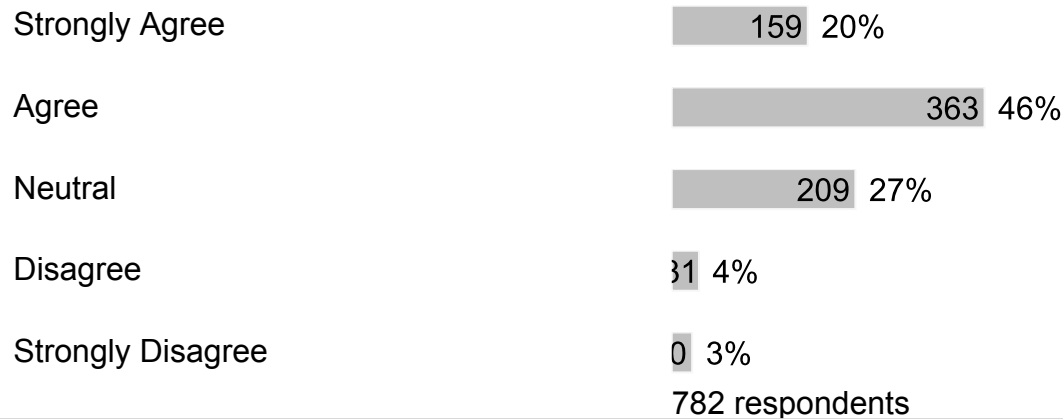





4. My teachers use tests, projects, presentations, and portfolios to assess my understanding of what was taught.




5. My school prepares me for success in the next school year.




6. Lessons and materials in our school prepare us to be effective users of media and technology.



7. In class, students spend considerable amounts of time actively engaged in learning (such as solving problems, discussing ideas, creating their own work, reading, writing, speaking and researching).



8. My teachers effectively engage students in the classroom and encourage creative thinking.



780 respondents

9. There are few distractions during class.

Strongly Agree	141	18%
Agree	222	28%
Neutral	249	32%
Disagree	87	11%
Strongly Disagree	80	10%

779 respondents

10. Students are encouraged to work in groups regularly.

Strongly Agree	76	10%
Agree	244	31%
Neutral	330	42%
Disagree	83	11%
Strongly Disagree	44	6%

777 respondents

11. Teachers are generally fair when it comes to grading student work.

Strongly Agree	114	15%
Agree	290	37%
Neutral	268	34%
Disagree	46	6%

Strongly Disagree 60 8%
778 respondents

12. I give class presentations or share my work with classmates.

Strongly Agree 100 13%
Agree 297 38%
Neutral 298 38%
Disagree 55 7%
Strongly Disagree 31 4%
781 respondents

13. I work on assignments that challenge me and/or take more than one class period to complete.

Strongly Agree 168 22%
Agree 331 43%
Neutral 226 29%
Disagree 31 4%
Strongly Disagree 2 3%
778 respondents

14. I complete meaningful homework to review what I learned in class and/or prepare for the next day's lesson.

Strongly Agree 122 16%
Agree 319 41%
Neutral 260 34%

Disagree 38 5%

Strongly Disagree 35 5%

774 respondents

15. I receive feedback about my work that helps me better understand what I'm learning.

Strongly Agree 99 13%

Agree 292 37%

Neutral 288 37%

Disagree 65 8%

Strongly Disagree 15 4%

779 respondents

16. I am provided opportunities to correct or improve my work.

Strongly Agree 108 14%

Agree 303 39%

Neutral 283 36%

Disagree 57 7%

Strongly Disagree 7 3%

778 respondents

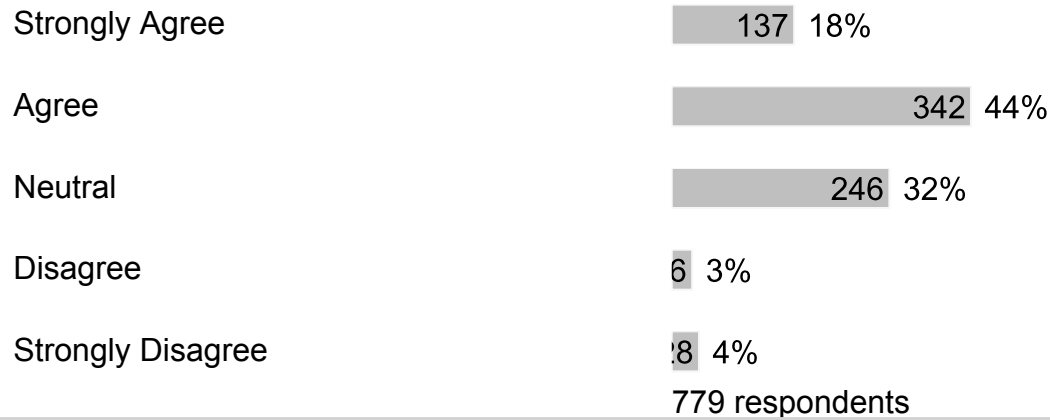
17. I am provided opportunities to participate in class discussions and activities.

Strongly Agree 141 18%


Agree 374 48%



18. My teachers explain their expectations so I can be successful.



19. My teachers provide me with information about how well I am doing in school.




20. Teachers regularly post information online or send home a newsletter.







21. My teachers keep my family informed of my academic progress.




22. My school considers students' opinions when changing rules/policies and planning ways to improve the school.




23. My school shares information about school success with my community.



24. Our school uses different ways to communicate what is happening to parents and students.



25. My school focuses on Customer Service (greeting with a smile and responding to questions and concerns within one business day).



778 respondents

H. Section 7

1. What else would you like to tell us about your school?

Free form text answers are available in the exported CSV report