

# BCPS SCHOOL STAFF CUSTOMER SURVEY 2025

---

run on 08/19/2025



surveys



# BCPS SCHOOL STAFF CUSTOMER SURVEY 2025

run on 08/19/2025

Custom Survey

1 survey(s) 44 response(s)

## Report Filters

**School:**  
N/A

**Ethnicity:**  
N/A

**Experience:**  
N/A

**Gender:**  
N/A

**Role:**  
N/A

**Tag:**  
N/A

## BCPS SCHOOL STAFF CUSTOMER SURVEY 2025

### Demographics

Number of Responses | Percentages of Total Responses

#### 1. Gender

Male	1	2%
Female	43	98%

44 respondents

#### 2. Ethnicity

American Indian or Alaska Native	1	2%
White	40	91%
Multiracial	1	2%
Other	2	5%

44 respondents

#### 3. Ethnicity

Hispanic	12	28%
----------	----	-----

Not Hispanic or Latino 28 65%

Prefer not to answer 3 7%

43 respondents

#### 4. Role

Support Staff 6 14%

Teacher 31 70%

Educational Support Professional 6 14%

Other 1 2%

44 respondents

#### 5. Experience

1 - 3 years 8 18%

4 - 10 years 8 18%

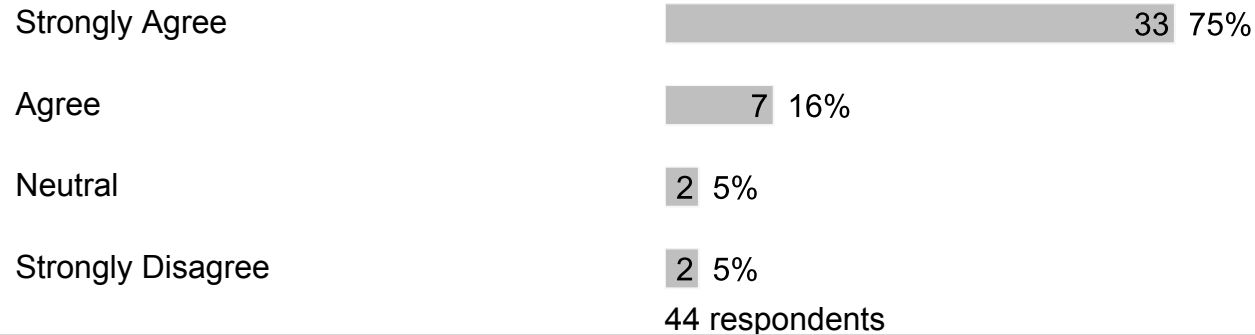
11 - 20 years 2 5%

More than 20 years 26 59%

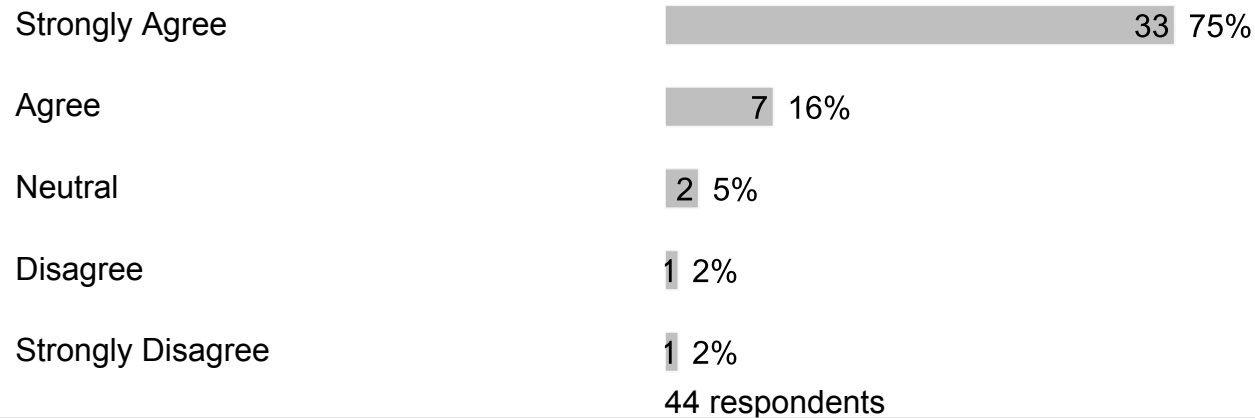
44 respondents

## C. Section 2

### 1. I feel safe at my school.



### 2. I would recommend my school to my friends and/or family.



### 3. The next 4 questions ask about bullying. Bullying is when 1 or more students tease, threaten, spread rumors about, hit, shove, or hurt another student over and over again. It is not bullying when 2 students of about the same strength or power argue, fight or tease each other in a friendly way. Have students bullied or cyberbullied one another at school this year?



Disagree 11 25%

Strongly Disagree 17 39%

44 respondents

**4. Has a student reported an incident of bullying or cyberbullying to you this year?**

Yes 5 11%

No 39 89%

44 respondents

**5. After an incident of bullying or cyberbullying was reported to me, I did the following (check all that apply):**

Reported the incident to administration 6 14%

Addressed the incident myself 3 7%

Confronted the alleged bully(ies) directly 1 2%

Contacted the parents/guardians of the alleged bully(ies) 1 2%

Does not apply to me 38 86%

44 respondents

**6. After addressing the bullying or cyberbullying reported to me, the bullying:**

Stopped 5 11%

Does not apply to me

39 89%

44 respondents

7. In my school, rules are applied equally to students.

Strongly Agree

24 55%

Agree

12 27%

Neutral

4 9%

Disagree

1 2%

Strongly Disagree

3 7%

44 respondents

## D. Section 3

1. My school provides technology and internet access to help me do my job efficiently and effectively.

Strongly Agree  31 70%

Agree  8 18%

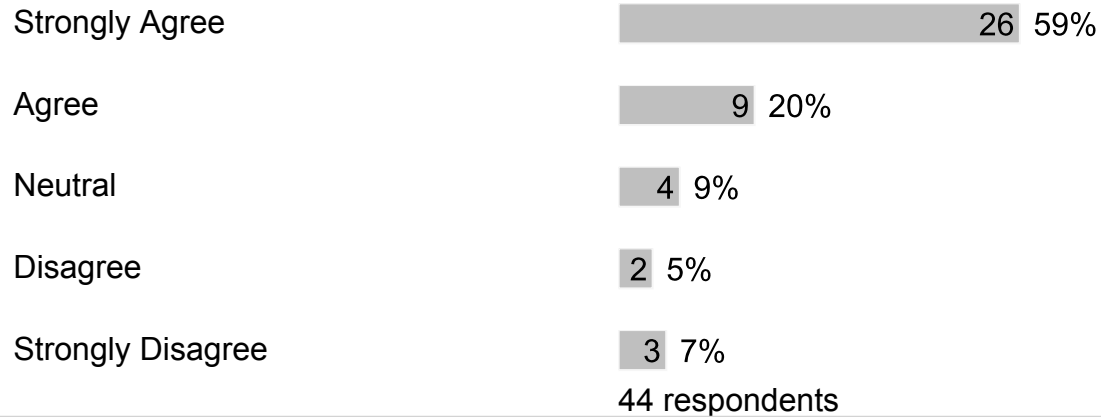
Neutral  2 5%

Strongly Disagree  3 7%

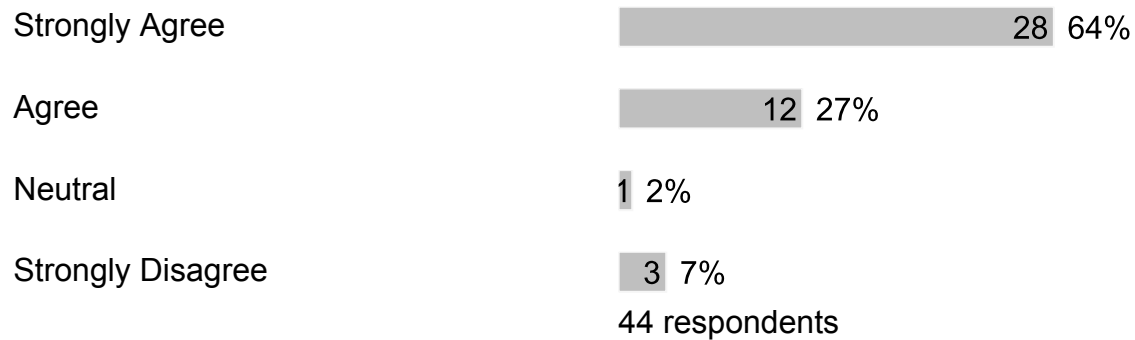
44 respondents

## E. Section 4

1. Our school provides teachers with sufficient instructional material and informational resources to meet students' needs.

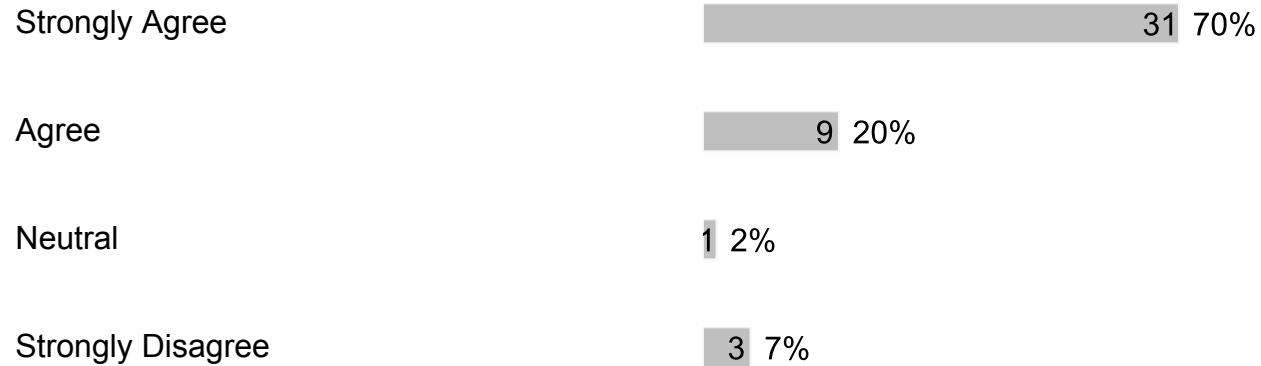


2. Teachers in our school use a variety of technology as instructional resources.



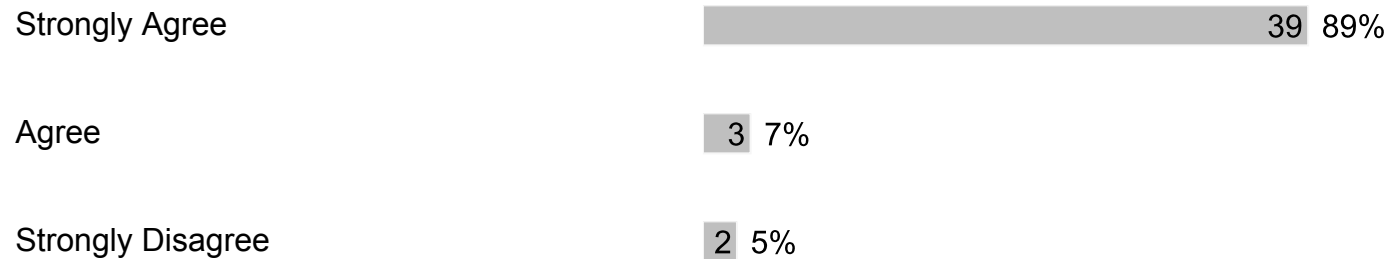
## F. Section 5

1. If students have a problem, they know who they can go to for help.



44 respondents

2. If students have a problem, they can come to me for help.



44 respondents

3. If I have a professional or personal problem, I know someone at work who I can talk to for help.



Disagree 1 2%

Strongly Disagree 3 7%

44 respondents

**4. In my school, adults treat students with respect.**

Strongly Agree 29 66%

Agree 12 27%

Neutral 1 2%

Strongly Disagree 2 5%

44 respondents

**5. In my school, students treat adults with respect.**

Strongly Agree 24 55%

Agree 12 27%

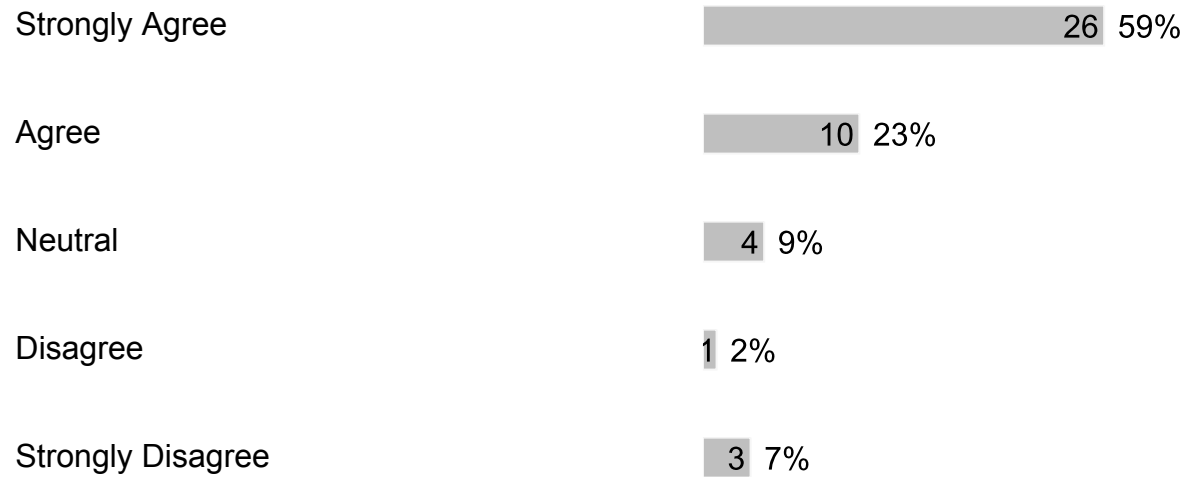
Neutral 4 9%

Disagree 1 2%

Strongly Disagree 3 7%

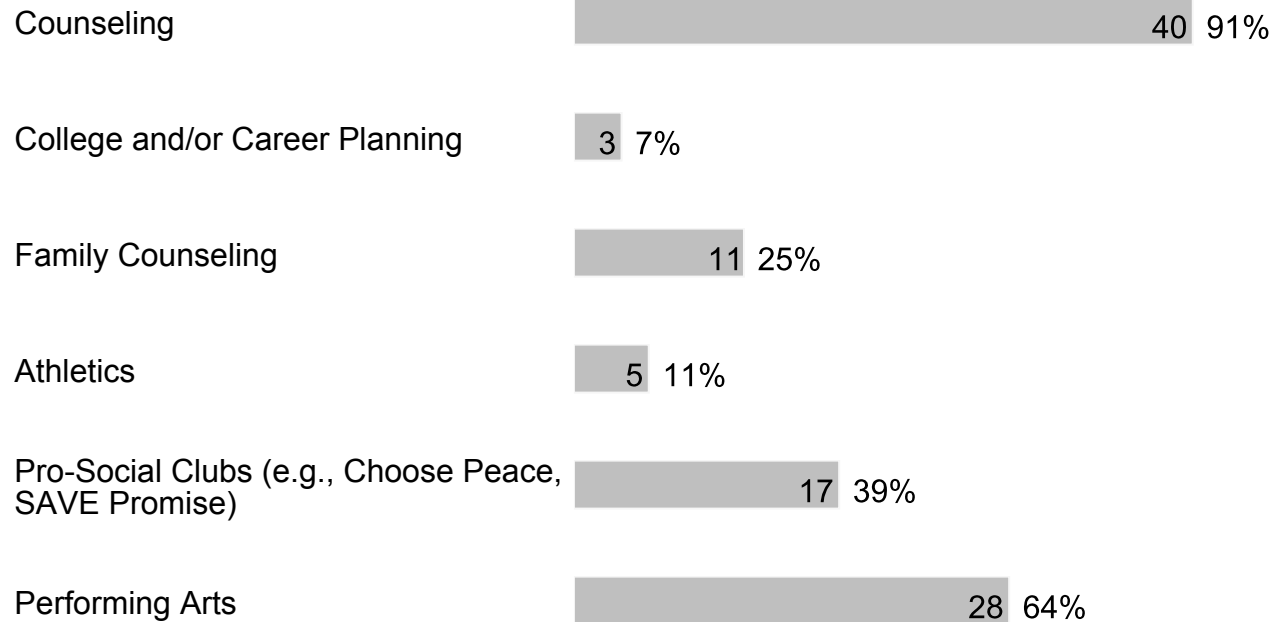
44 respondents

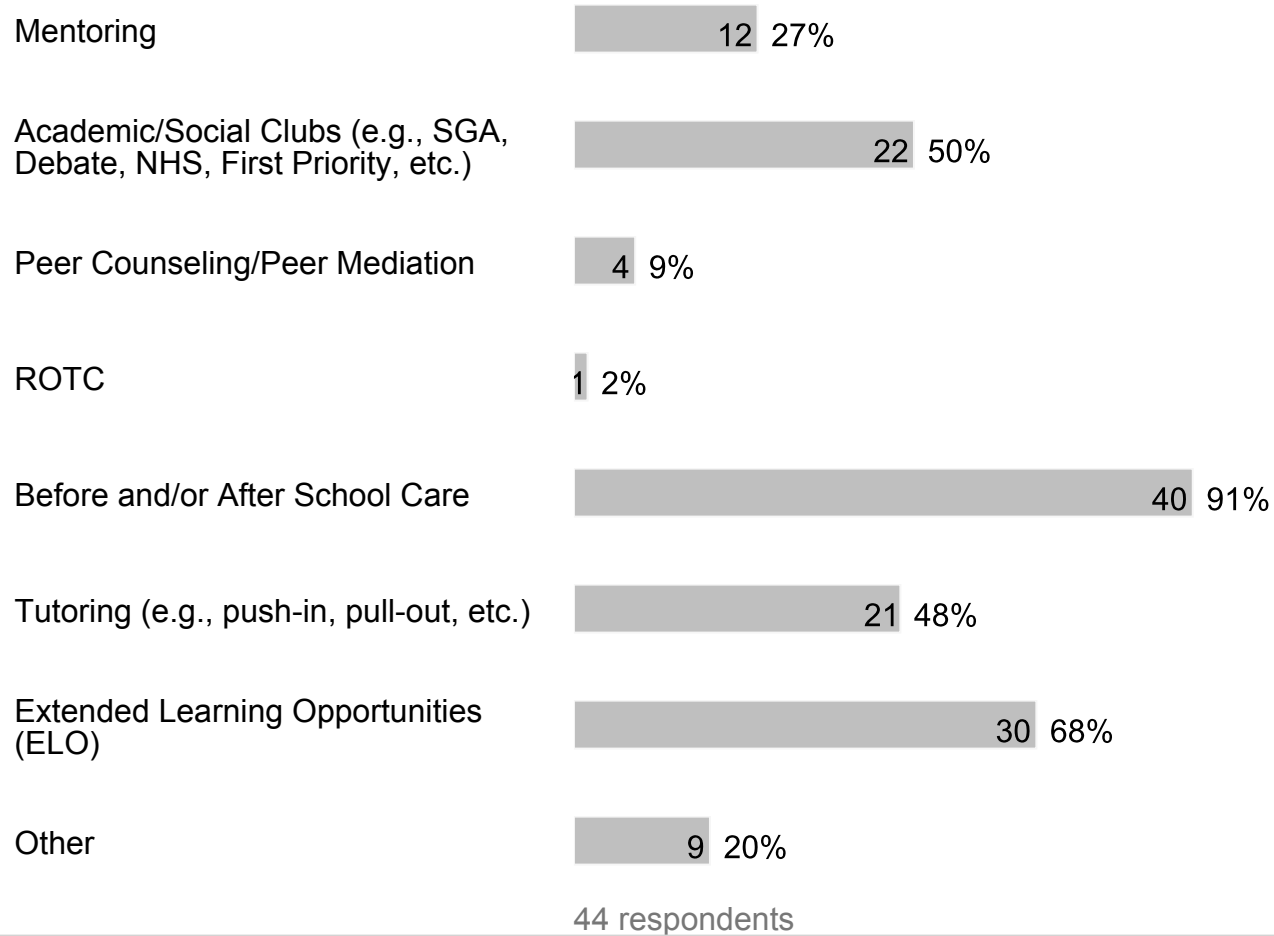
6. In my school, colleagues/adults treat each other with respect.




44 respondents

7. At my school the following programs/services are available (check all that apply):



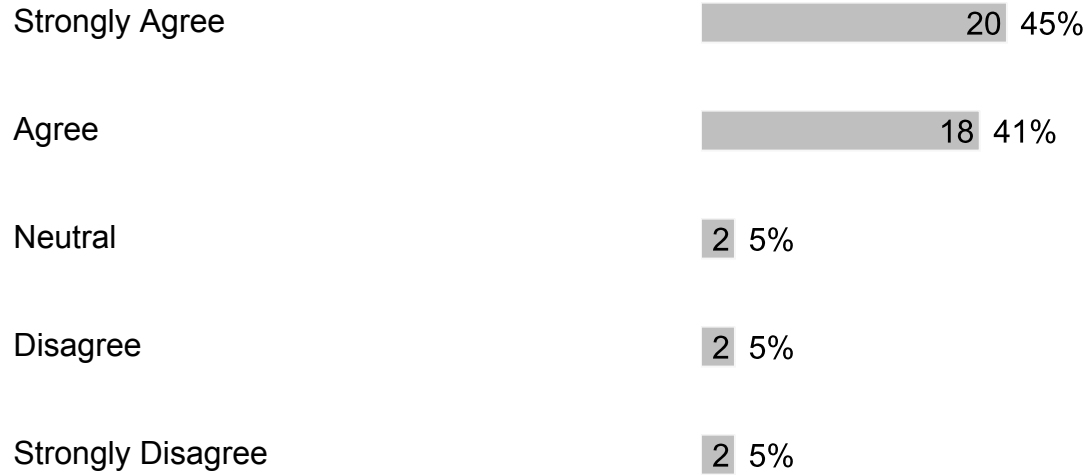


**8. Our school implements changes based on the feedback from staff.**



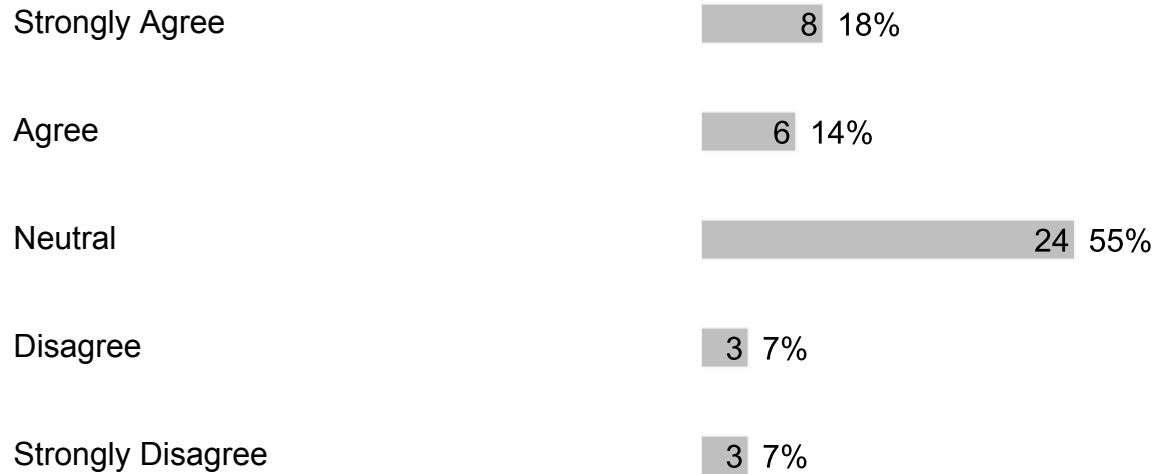
44 respondents

**9. Our school maintains facilities that support student learning.**



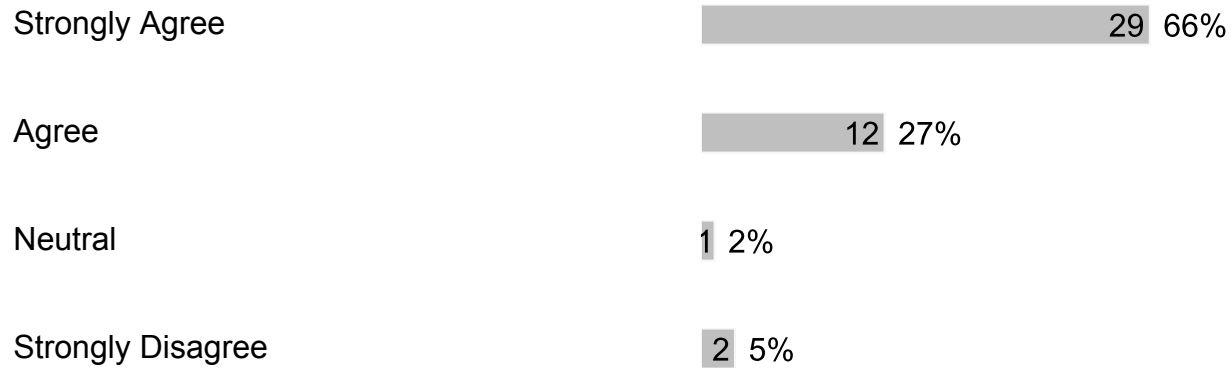
44 respondents

**10. I enjoy eating food prepared by the cafeteria.**



44 respondents

**11. Families regularly participate in school involvement activities offered by our school.**



44 respondents

**12. Our school has a family resource center and/or a staff member assigned to work with families.**



44 respondents

**13. Our school asks families for their ideas on the best way to communicate school-related information.**



Strongly Disagree

2 5%

44 respondents

## G. Section 6

### 1. Our school has a culture of high expectations.

Strongly Agree 35 80%

Agree 7 16%

Strongly Disagree 2 5%

44 respondents

### 2. Our school has a continuous improvement process.

Strongly Agree 32 74%

Agree 6 14%

Neutral 3 7%

Strongly Disagree 2 5%

43 respondents

### 3. Our school's leaders expect staff members to hold all students to high academic standards.

Strongly Agree 36 82%

Agree 6 14%

Strongly Disagree 2 5%

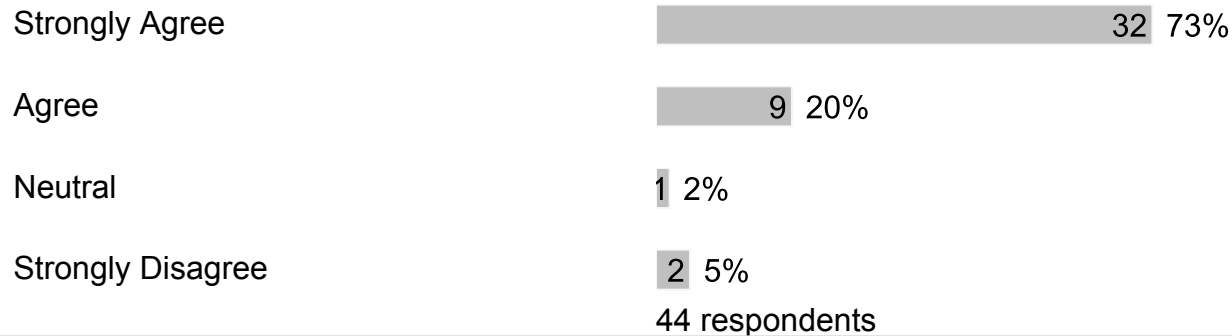
44 respondents

### 4. Our school's leaders hold themselves accountable for student learning.

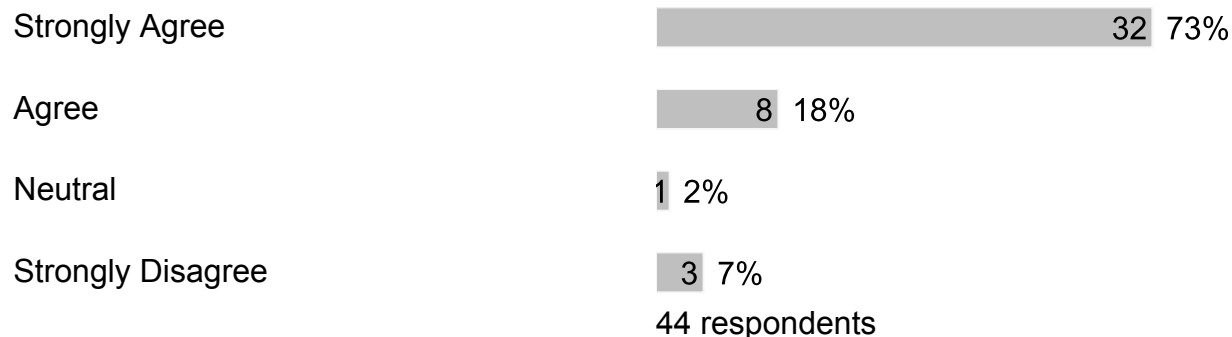
Strongly Agree 27 61%



**5. Our school's leaders hold all staff members accountable for student learning.**



**6. I receive feedback from my supervisor regarding my professional performance.**



**7. Our school's leaders regularly evaluate staff members on criteria designed to improve teaching and learning.**



Disagree 1 2%

Strongly Disagree 3 7%

44 respondents

**8. In our school, staff members use multiple types of assessments and data to modify instruction and address the unique learning needs of all students.**

Strongly Agree 34 77%

Agree 5 11%

Neutral 1 2%

Disagree 2 5%

Strongly Disagree 2 5%

44 respondents

**9. Our school uses the results of student assessments to improve teaching and learning.**

Strongly Agree 36 82%

Agree 5 11%

Neutral 1 2%

Strongly Disagree 2 5%

44 respondents

**10. Our school's leaders use data to monitor student progress, student achievement and our school improvement goals.**

Strongly Agree 35 83%

Agree 5 12%

Strongly Disagree 2 5%  
42 respondents

**11. In our school, a formal process is in place to support new staff members in their professional practice.**

Strongly Agree 32 73%  
Agree 6 14%  
Neutral 2 5%  
Disagree 2 5%  
Strongly Disagree 2 5%  
44 respondents

**12. My lessons provide opportunities for students to be actively engaged in their learning.**

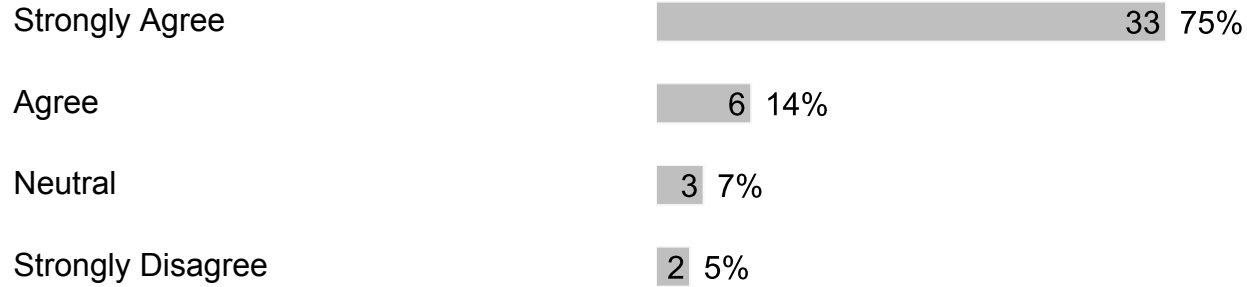
Strongly Agree 33 75%  
Agree 7 16%  
Neutral 2 5%  
Strongly Disagree 2 5%  
44 respondents

**13. I structure lessons, tasks and activities that require students' use of digital tools for learning.**

Strongly Agree 33 75%  
Agree 6 14%  
Neutral 3 7%  
Strongly Disagree 2 5%

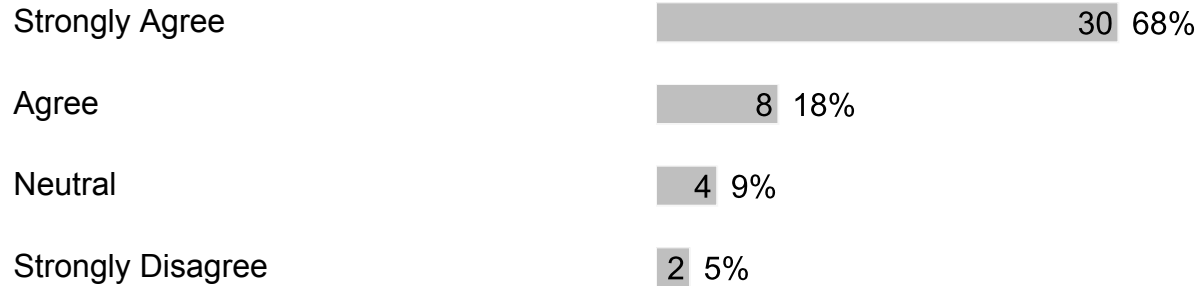
44 respondents

**14. I use student achievement data to modify and adjust materials and lessons for my students.**



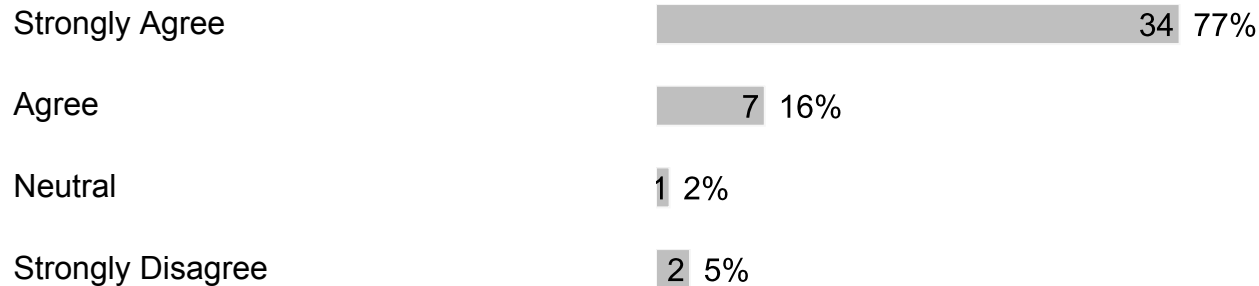
44 respondents

**15. I use formative assessments to monitor student progress.**



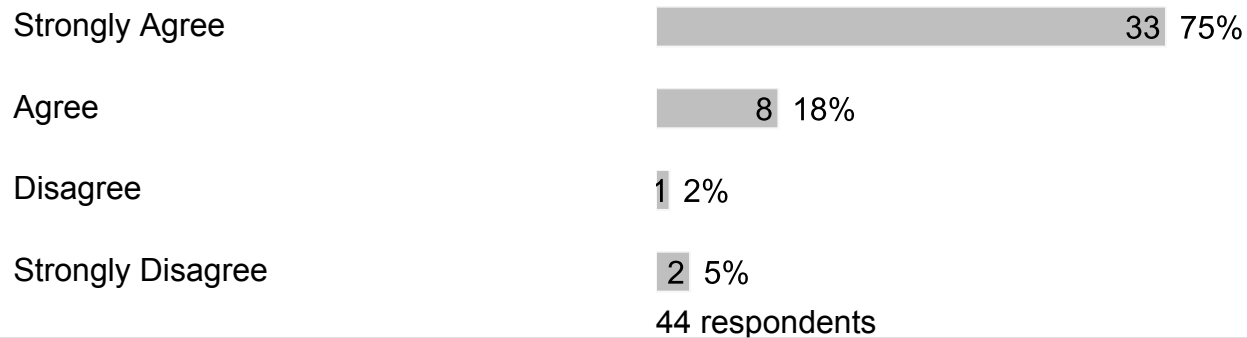
44 respondents

**16. I participate in targeted professional learning activities designed to meet the individual needs of my students.**

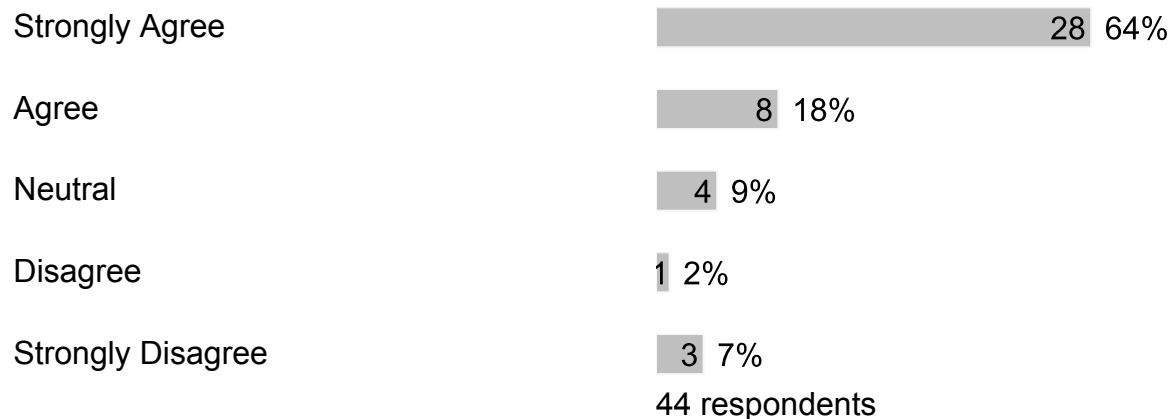


44 respondents

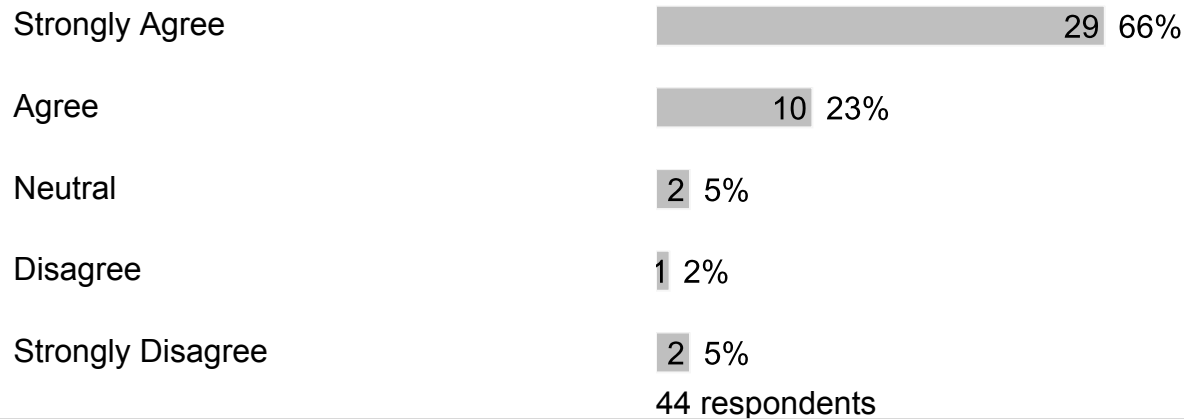
**17. Teachers participate in collaborative learning communities across grade levels and/or content areas.**



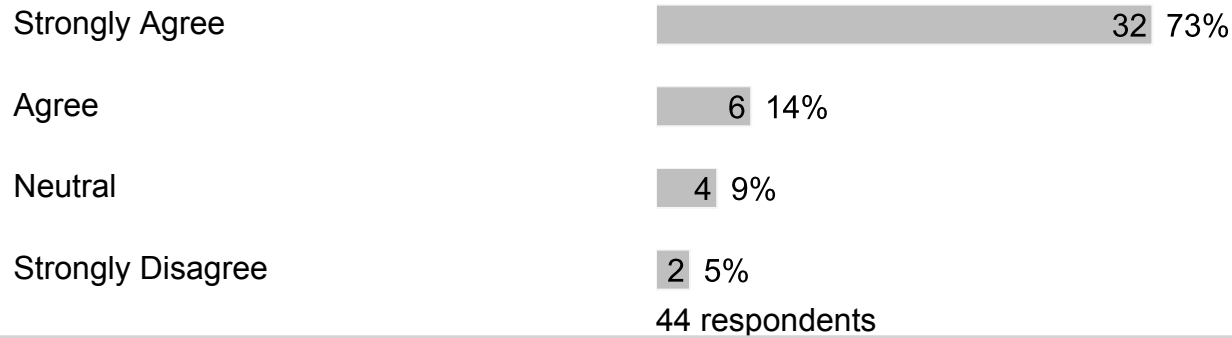
**18. The school ensures I receive formal training in the use of student assessment data.**



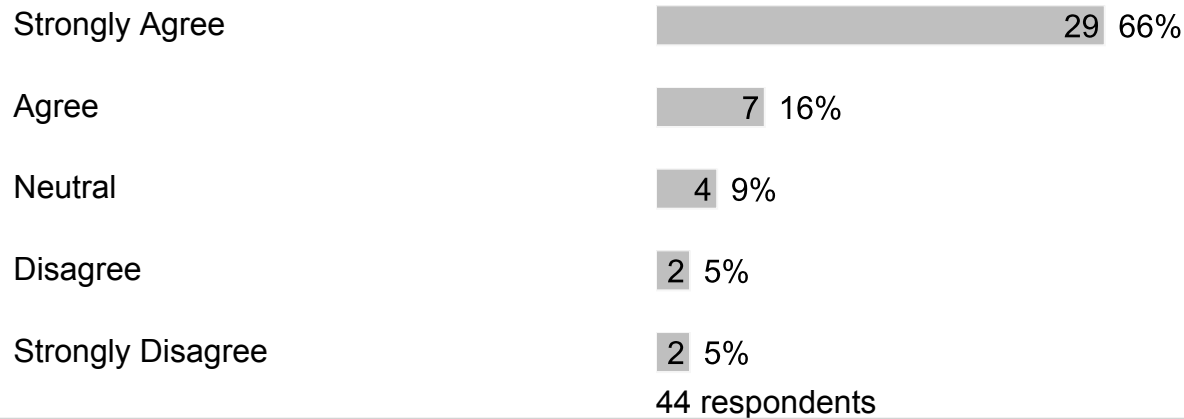
**19. In our school, staff members provide peer coaching to teachers.**



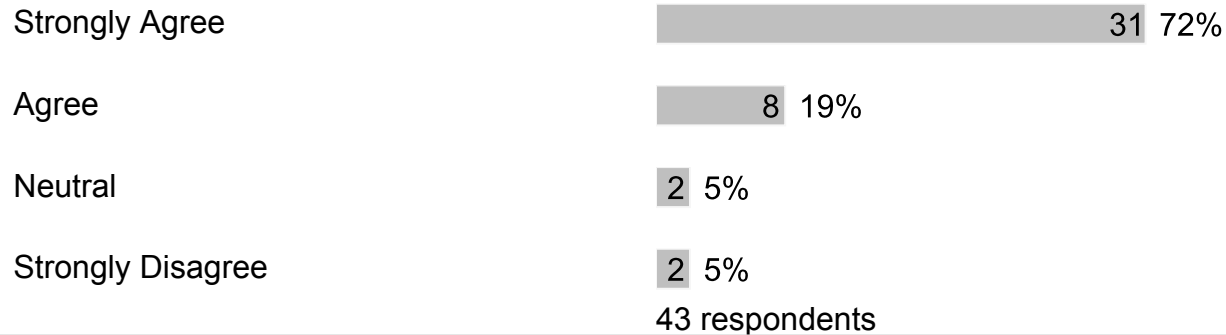
**20. In our school, staff members participate in continuous professional learning based on identified needs of the school.**



**21.** I am provided with professional development opportunities that are relevant to my role.



**22.** Our school shares responsibility for student learning with its staff, parents and community members.



**23.** I feel confident in my classroom management strategies.



Agree	8	18%
Neutral	2	5%
Strongly Disagree	2	5%

44 respondents

**24. Our school ensures the effective use of funds available through the budget, grants, awards, etc.**

Strongly Agree	25	57%
Agree	16	36%
Neutral	1	2%
Strongly Disagree	2	5%

44 respondents

**25. Teachers keep parents informed regularly about their child's progress and how they are being graded.**

Strongly Agree	33	75%
Agree	8	18%
Neutral	1	2%
Strongly Disagree	2	5%

44 respondents

**26. Most teachers report student progress in easy to understand language to families.**

Strongly Agree	33	75%
Agree	8	18%
Neutral	1	2%

Strongly Disagree 2 5%  
44 respondents

**27. I provide students with timely feedback about their learning.**

Strongly Agree 34 77%

Agree 8 18%

Strongly Disagree 2 5%  
44 respondents

**28. I schedule conferences to share student learning progress with families.**

1 time per year 2 5%

2 times per year 25 57%

3 or more times per year 8 18%

Does not apply 9 20%

44 respondents

**29. Our school provides opportunities for stakeholders to be involved through the School Advisory Council (SAC) and/or the School Advisory Forum (SAF).**

Strongly Agree 36 82%

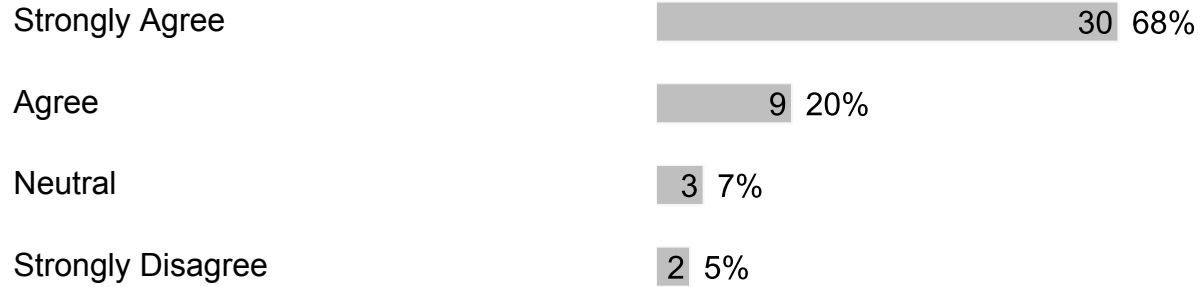
Agree 4 9%

Neutral 2 5%

Strongly Disagree 2 5%

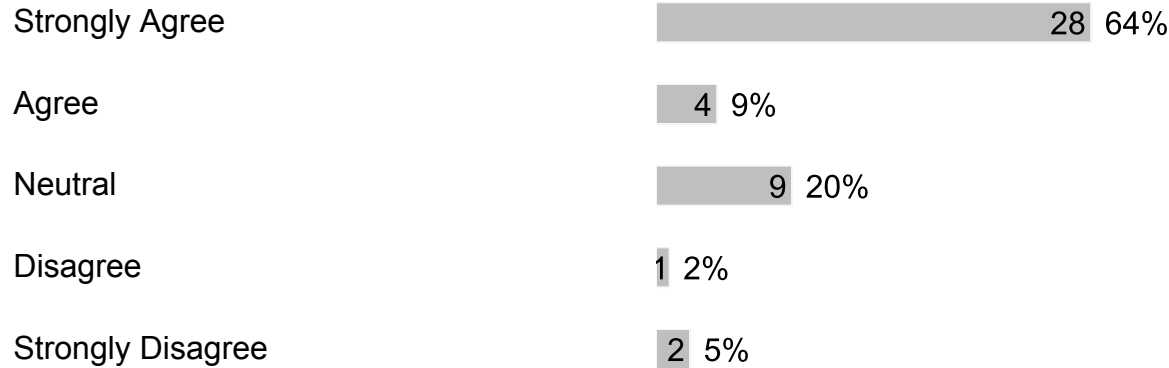
44 respondents

**30.** Our school's leaders ensure staff members use supervisory feedback to improve student learning.



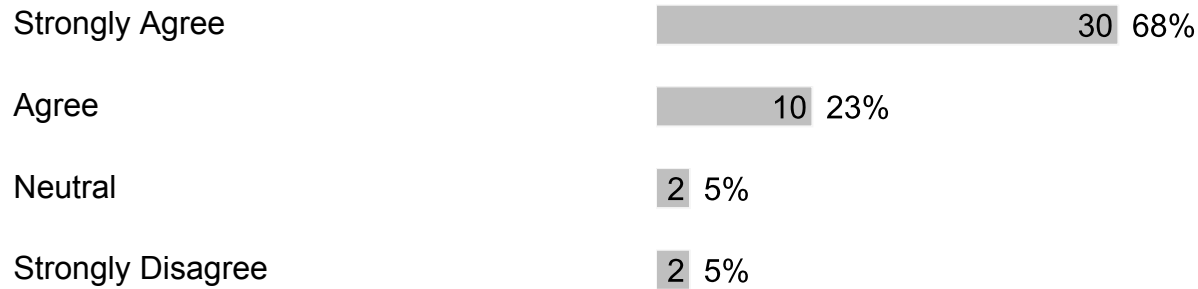
44 respondents

**31.** I regularly post information online or send home a newsletter.



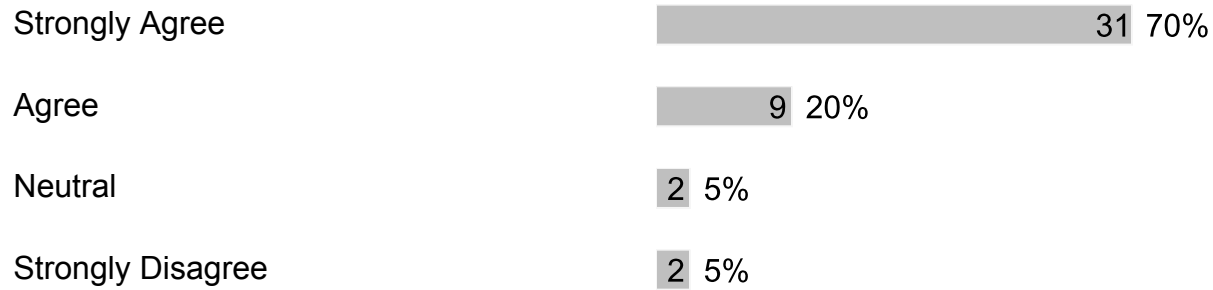
44 respondents

**32.** Our school communicates well about its goals and activities.



44 respondents

**33.** Our school communicates information in ways that are easy for families to understand.



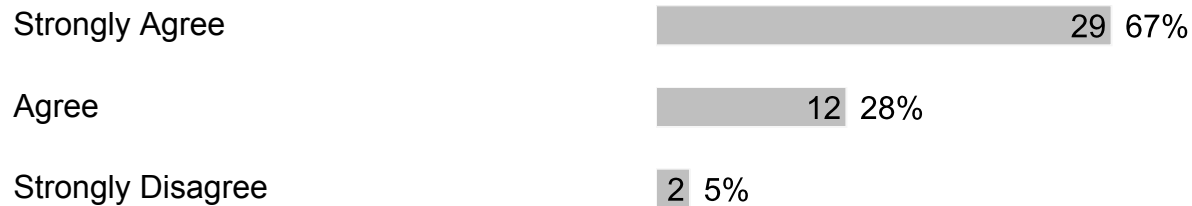
44 respondents

**34. I am accessible via (check all that apply):**



44 respondents

**35. Our school focuses on Customer Service (greeting with a smile and responding to questions and concerns within one business day).**



43 respondents

## H. Section 7

1. What else would you like to tell us?

Free form text answers are available in the exported CSV report