

BCPS STUDENT (Grades 6-12) CUSTOMER SURVEY 2025

run on 09/19/2025



surveys



BCPS STUDENT (Grades 6-12) CUSTOMER SURVEY 2025

run on 09/19/2025

Custom Survey

1 survey(s) 1117 response(s)

Report Filters

School:
N/A

Race:
N/A

Grade:
N/A

Gender:
N/A

Ethnicity:
N/A

Tag:
N/A

BCPS STUDENT (Grades 6-12) CUSTOMER SURVEY 2025

Demographics

Number of Responses | Percentages of Total Responses

1. Gender

Male	562	51%
Female	526	47%
Prefer not to answer	1	2%

1112 respondents

2. Race

American Indian or Alaska Native	1	1%
Asian	50	5%
Black or African American	272	25%
Native Hawaiian or Other Pacific Islander	1	1%
White	331	30%

Multiracial 160 15%

Other 255 23%

1096 respondents

3. Ethnicity

Hispanic 417 41%

Non-Hispanic or Latino 370 36%

Prefer not to answer 240 23%

1027 respondents

4. Grade

Grade 6 366 33%

Grade 7 390 35%

Grade 8 357 32%

Grade 9 0%


Grade 11 0%

Grade 12 0%


1117 respondents

C. Section 2

1. I feel safe at my school.



2. I feel safe getting to and from my school.



3. *Note: Remember, this survey is anonymous, please report any bullying concerns to a trusted adult at your school. The next 10 questions ask about bullying. Bullying is when 1 or more students tease, threaten, spread rumors about, hit, shove, or hurt another student over and over again. It is not bullying when 2 students of about the same strength or power argue, fight or tease each other in a friendly way. During the past 12 months, have you ever been bullied on school property?

Yes	231	21%
-----	-----	-----

No 886 79%

1117 respondents

4. The primary location on school property where I was bullied during the last 12 months was:

On the school bus 1%

In the classroom 97 9%

In the cafeteria 2 2%

In the hallway 2 4%

In the restroom 1%

Other school area 0 4%

Does not apply to me 896 81%

1110 respondents

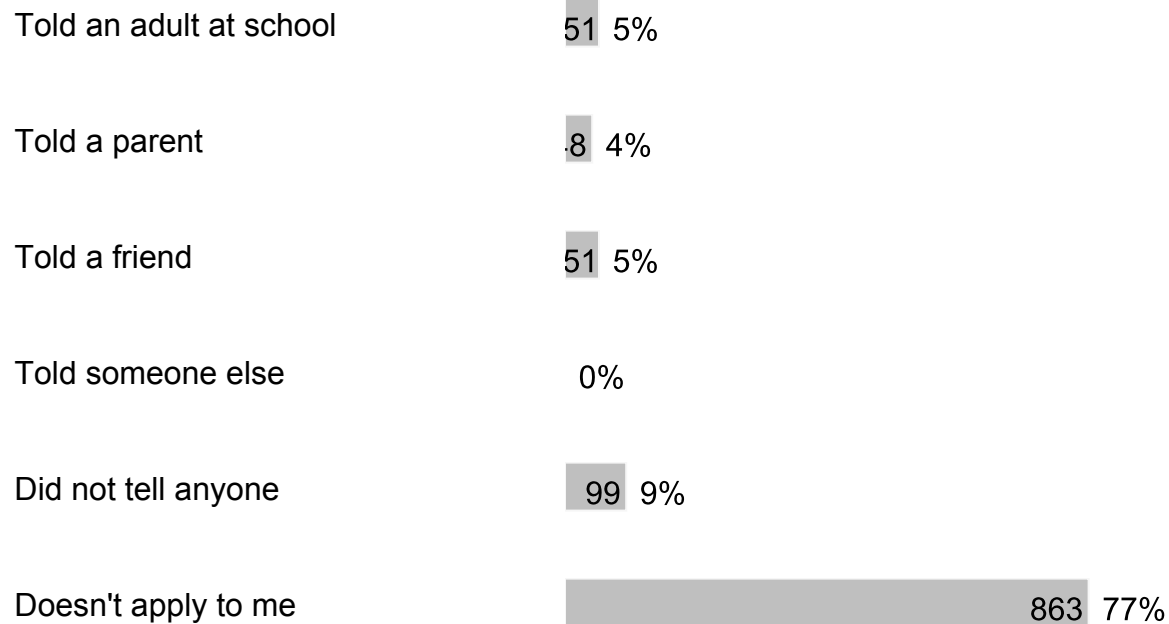
5. During the past 12 months, have you ever been electronically bullied? (Count being bullied through texting, Instagram, TikTok, Snapchat or other social media.)

Yes 100 9%

No 1,017 91%

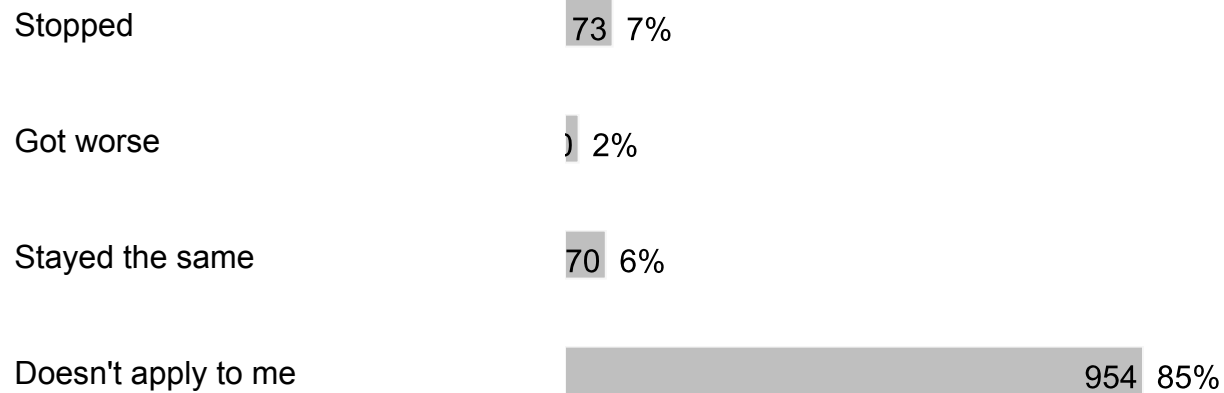
1117 respondents

6. After I was bullied, I:



1117 respondents

7. After I told an adult at school about being bullied, the bullying:



1117 respondents

8. A teacher or another adult at school taught our class about what bullying is this school year.

Yes 987 88%

No 130 12%

1117 respondents

9. I think bullying is wrong.

Strongly Agree 697 62%

Agree 275 25%

Neutral 105 9%

Disagree 9 2%

Strongly Disagree 1 2%

1117 respondents

10. I know different ways to intervene or help if bullying were occurring or going to occur.

Strongly Agree 218 20%

Agree 440 39%

Neutral 376 34%

Disagree 56 5%

Strongly Disagree 7 2%

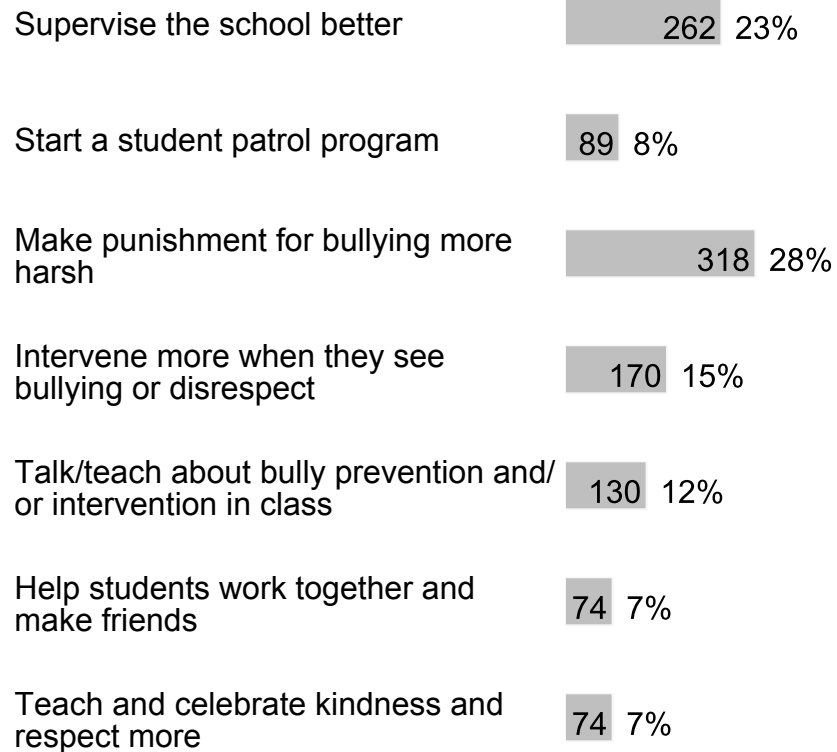
1117 respondents

11. I would intervene or help if another student was being bullied.

Strongly Agree 220 20%

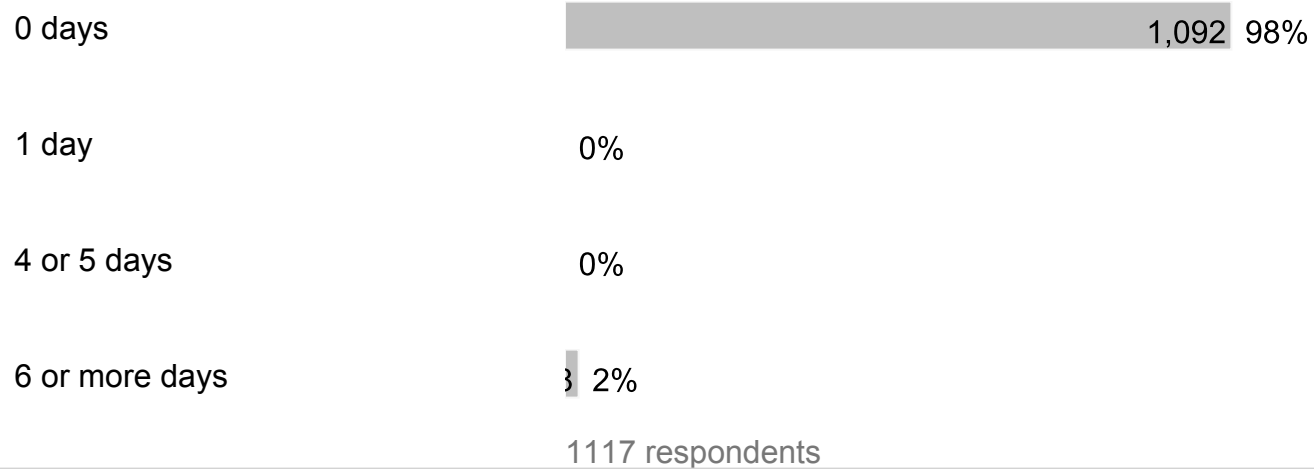


12. What can adults do to help stop bullying at school?

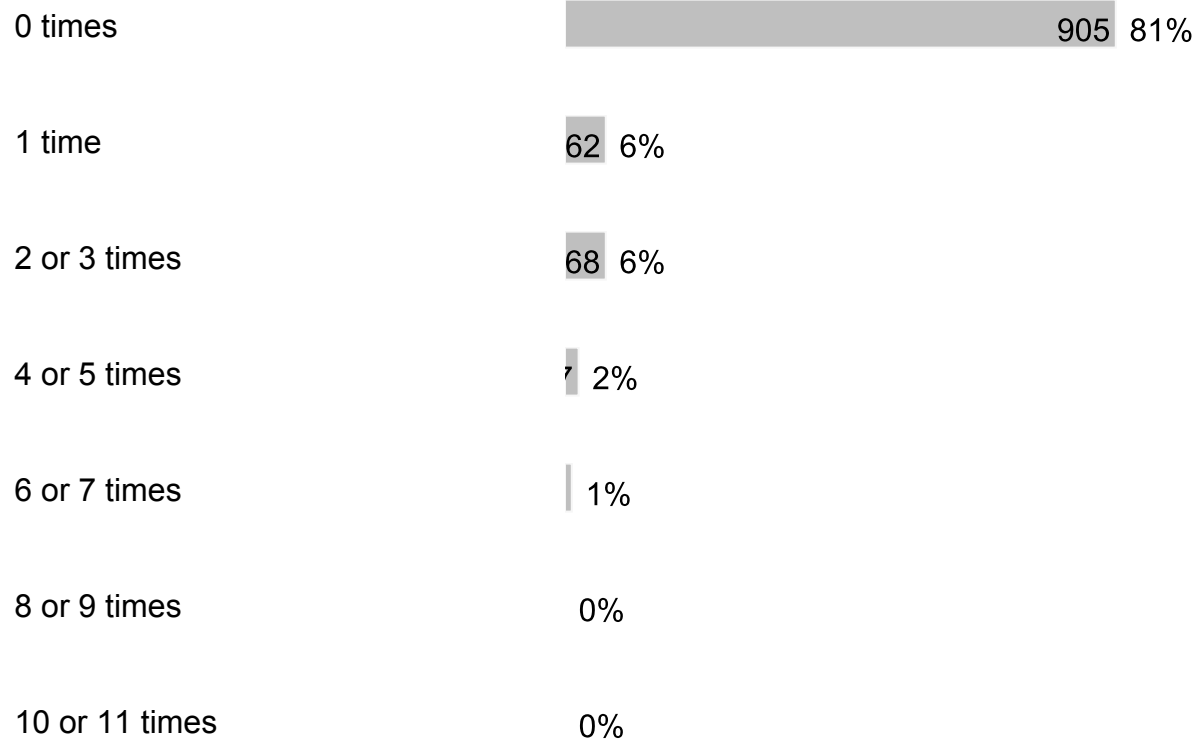


1117 respondents

13. During the past 30 days, how many days did you carry a weapon such as a gun, knife or club on school property?



14. During the past 30 days, how many times have you been threatened by another student at school?



12 or more times

7 4%

1117 respondents

15. During the past 12 months, how many times were you in a physical fight on school property?

0 times

967 87%

1 time

71 6%

2 or 3 times

6 4%

4 or 5 times

1 1%

6 or 7 times

0%

8 or 9 times

0%

10 or 11 times

0%

12 or more times

1 1%

1112 respondents

16. During the past 12 months, how many times did someone you were dating or going out with physically hurt you on purpose? (Count such things as being hit, slammed into something or injured with an object or weapon.)

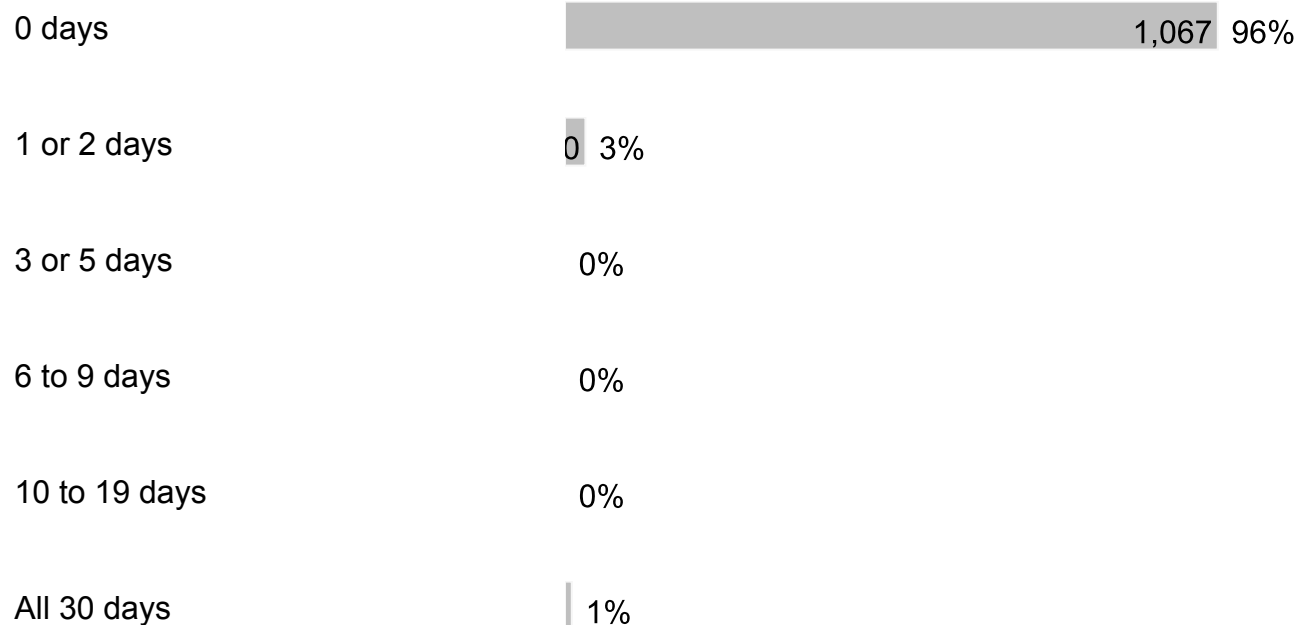
I did not date or go out with anyone during the past 12 months

603 54%



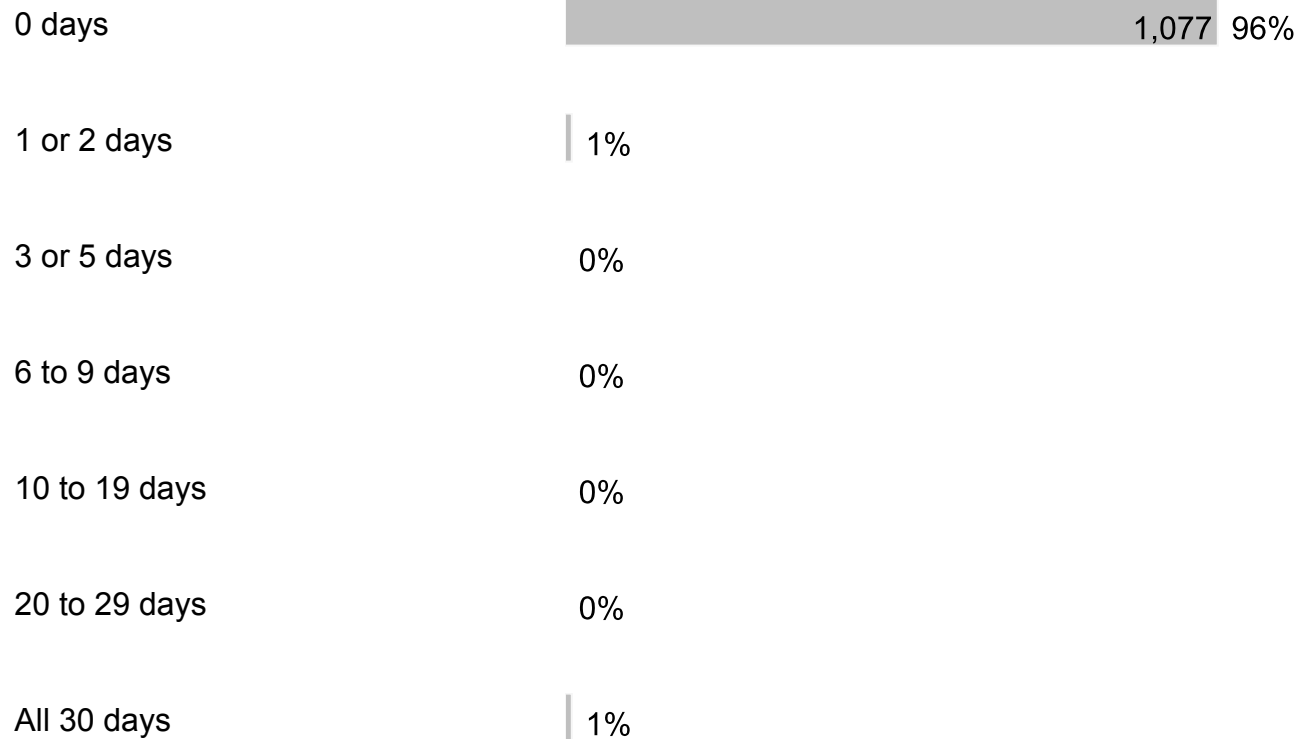
1117 respondents

17. During the past 30 days, how many days did you have at least one drink of alcohol? (Alcohol includes drinking beer, wine, flavored alcoholic beverages and liquor such as rum, gin, vodka, whiskey, etc.) For the purpose of this question, drinking alcohol does not include drinking a few sips of wine for religious purposes.



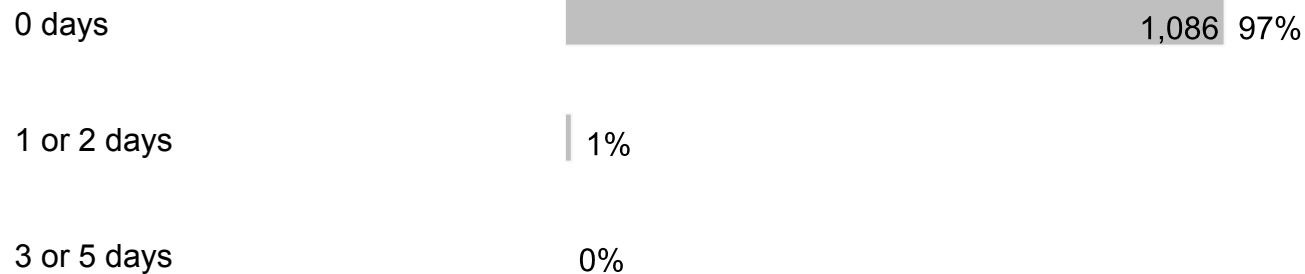
1117 respondents

18. During the past 30 days, how many days did you use an electronic vapor product? (Electronic vapor products include JUUL, SMOK, Suorin, Vuse, blu e-cigarettes, vapes, vape pens, e-cigars, e-hookahs, hookah pens, mods, etc.)



1117 respondents

19. During the past 30 days, how many days did you use marijuana (also called pot or weed)? Do not count CBD-only or hemp products, which come from the same plant as marijuana, but do not cause a high when used alone.



6 to 9 days	0%
10 to 19 days	0%
20 to 29 days	0%
All 30 days	1%

1117 respondents

20. During the school year, I participated in alcohol, other drug or tobacco prevention activities or lessons.

Yes	451	40%
No	666	60%

1117 respondents

21. I believe drinking alcohol is bad for your brain.

Yes	1,009	90%
No	108	10%

1117 respondents

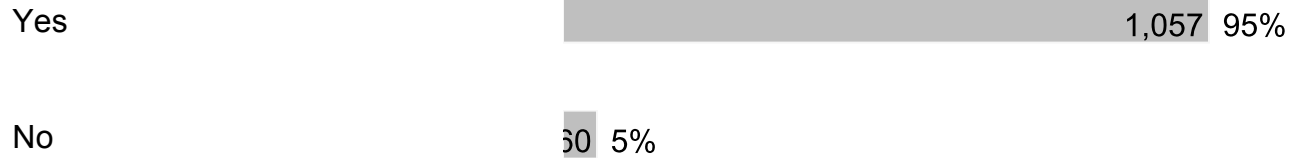
22. In your opinion, what percentage of Broward County students in grades 6 - 12 choose not to drink alcohol?

25%	253	23%
-----	-----	-----



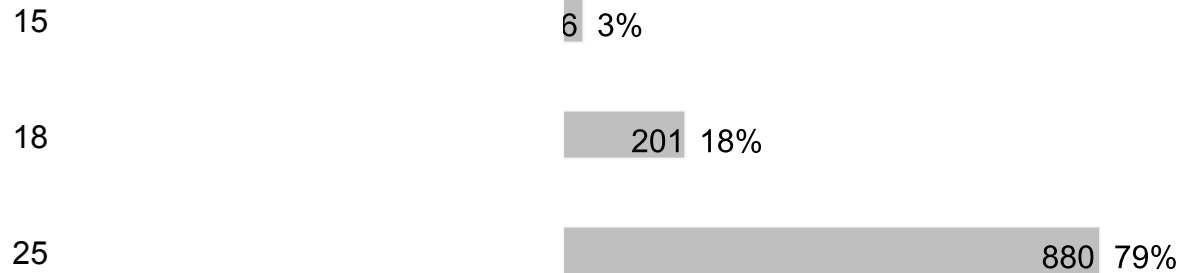
1117 respondents

23. I believe using drugs are bad for your health.



1117 respondents

24. At what age is a human brain fully developed?



1117 respondents

25. My school is clean and well-maintained.



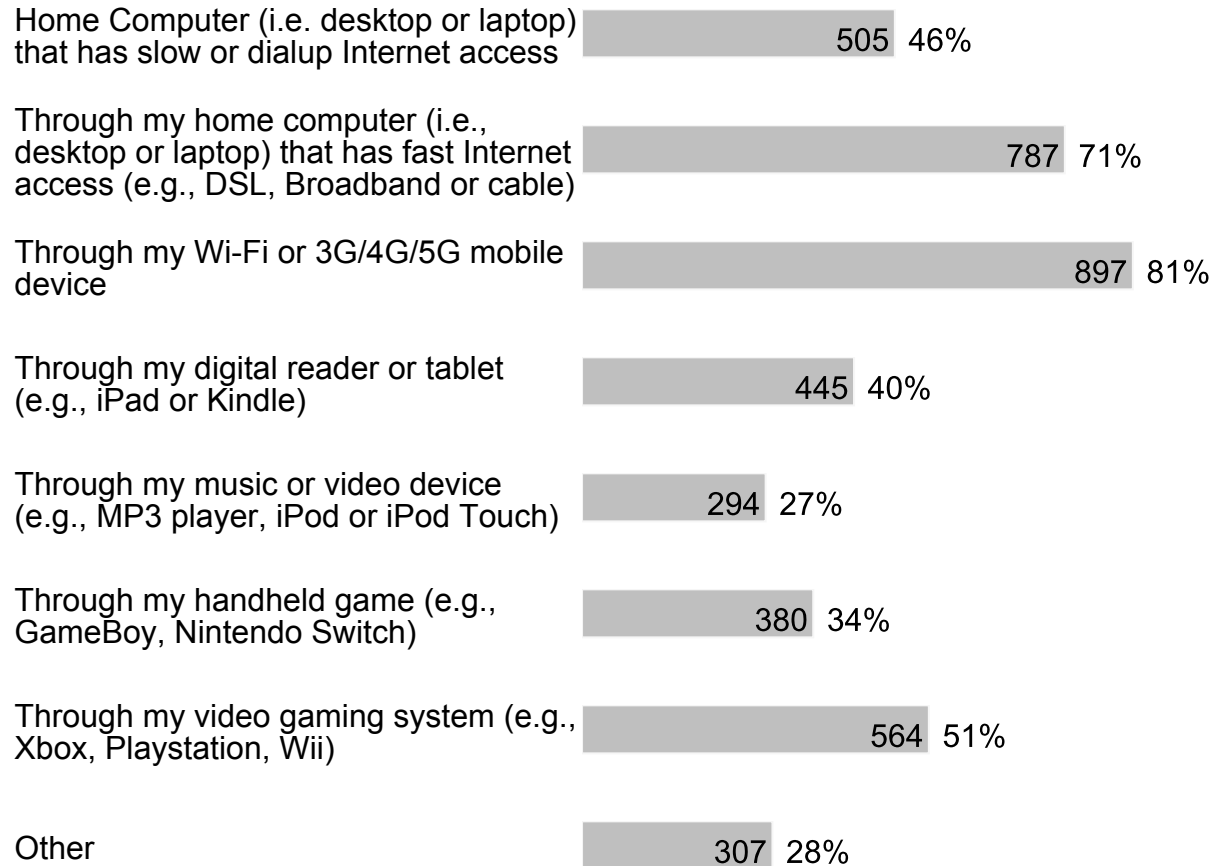
Disagree  288 26%

Strongly Disagree  288 26%

1117 respondents

D. Section 3

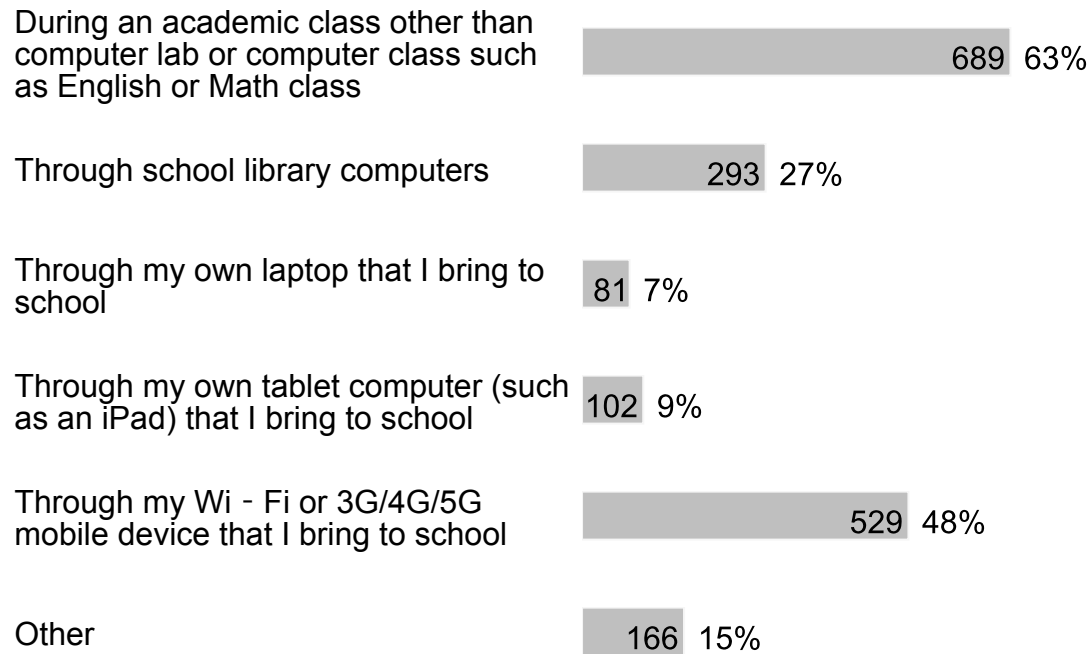
1. During a typical week, I have access to the internet at home in the following ways (check all that apply):



1109 respondents

2. During a typical school day, I have access to the internet at school in the following ways (check all that apply):

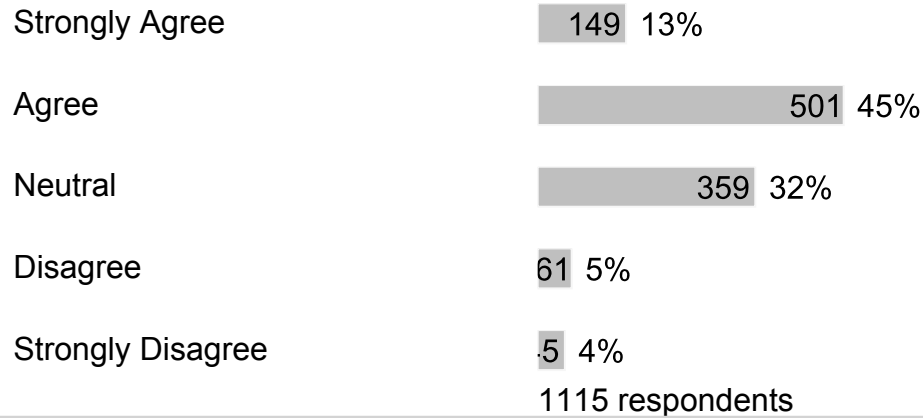





1101 respondents

E. Section 4

1. My school provides sufficient material resources (books, supplies, technology, etc.) to meet my needs.



2. I would recommend my school to my friends.



F. Section 5

1. If I have a problem, I know who I can go to for help.

Strongly Agree	223	20%
Agree	455	41%
Neutral	300	27%
Disagree	67	6%
Strongly Disagree	66	6%


1111 respondents

2. In my school, students treat adults with respect.

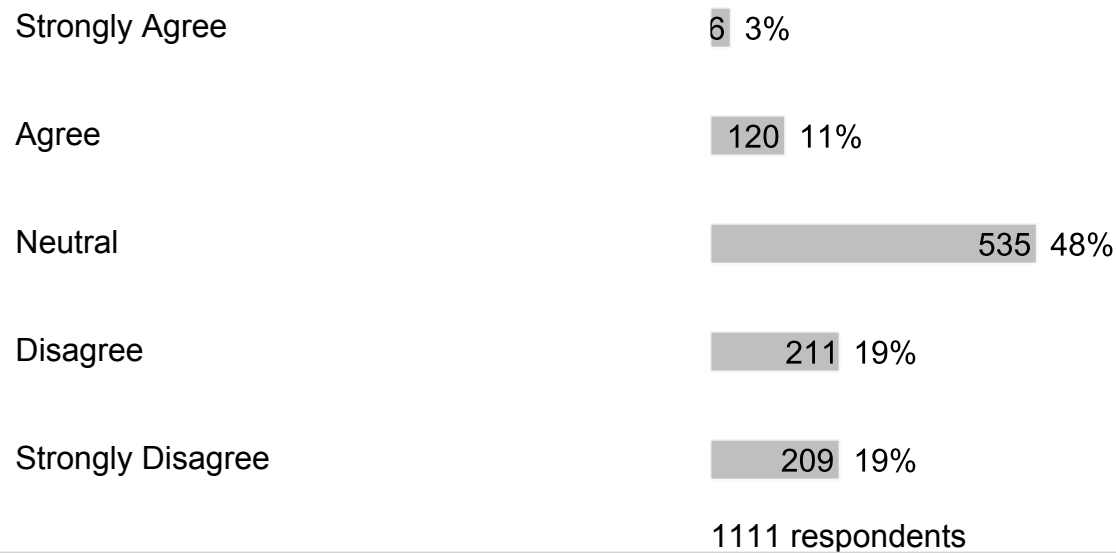
Strongly Agree	4	4%
Agree	159	14%
Neutral	496	45%
Disagree	242	22%
Strongly Disagree	170	15%

1111 respondents

3. In my school, adults treat students with respect.



4. In my school, students treat each other with respect.



5. My school provides me the support that I need.

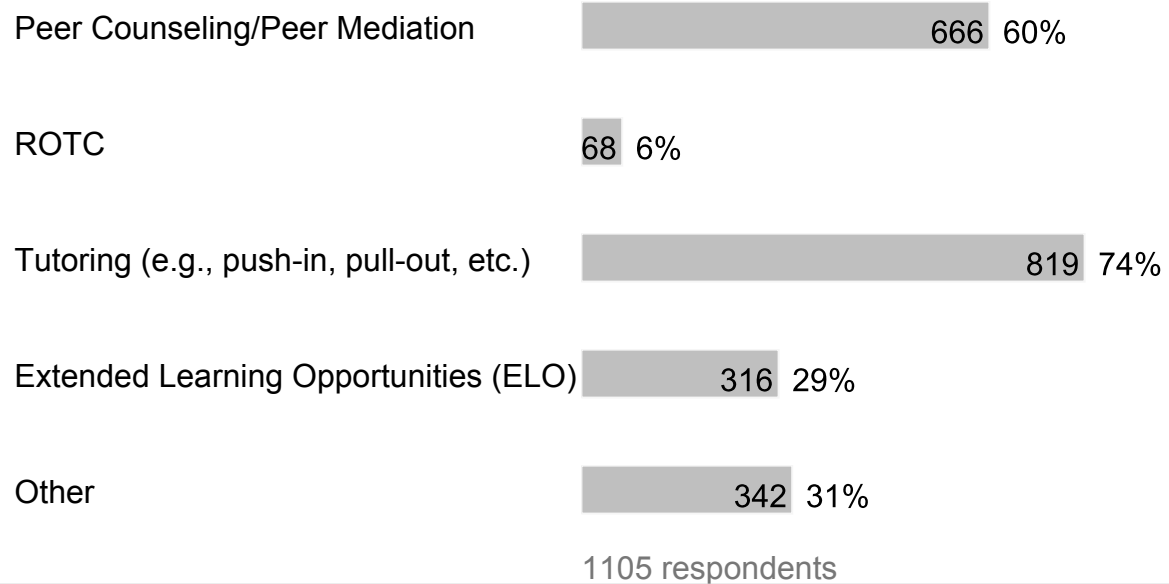


Agree	379	34%
Neutral	427	39%
Disagree	111	10%
Strongly Disagree	88	8%

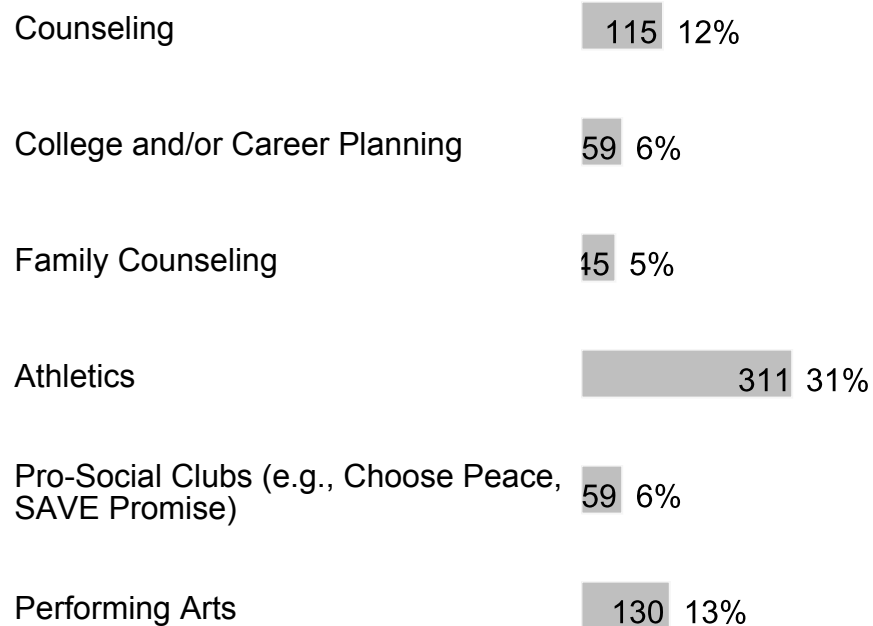
1106 respondents

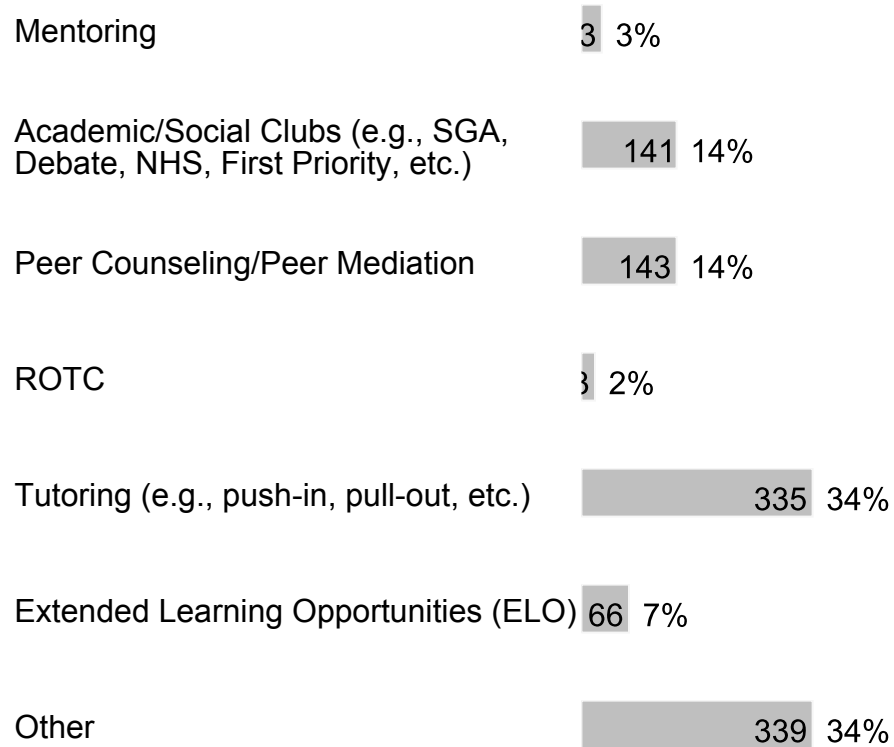
6. At my school, the following programs/services are available (check all that apply):

Counseling	858	78%
College and/or Career Planning	368	33%
Family Counseling	233	21%
Athletics	879	80%
Pro-Social Clubs (e.g., Choose Peace, SAVE Promise)	425	38%
Performing Arts	514	47%
Mentoring	234	21%
Academic/Social Clubs (e.g., SGA, Debate, NHS, First Priority, etc.)	646	58%



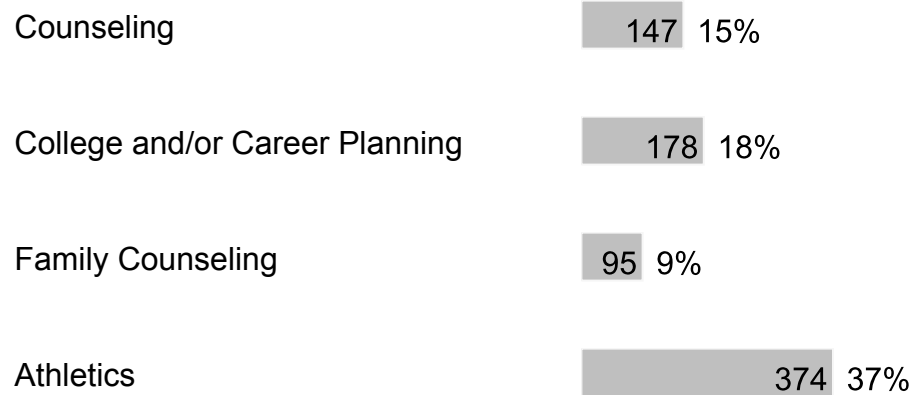
7. At my school, I participate in the following programs/services (check all that apply):

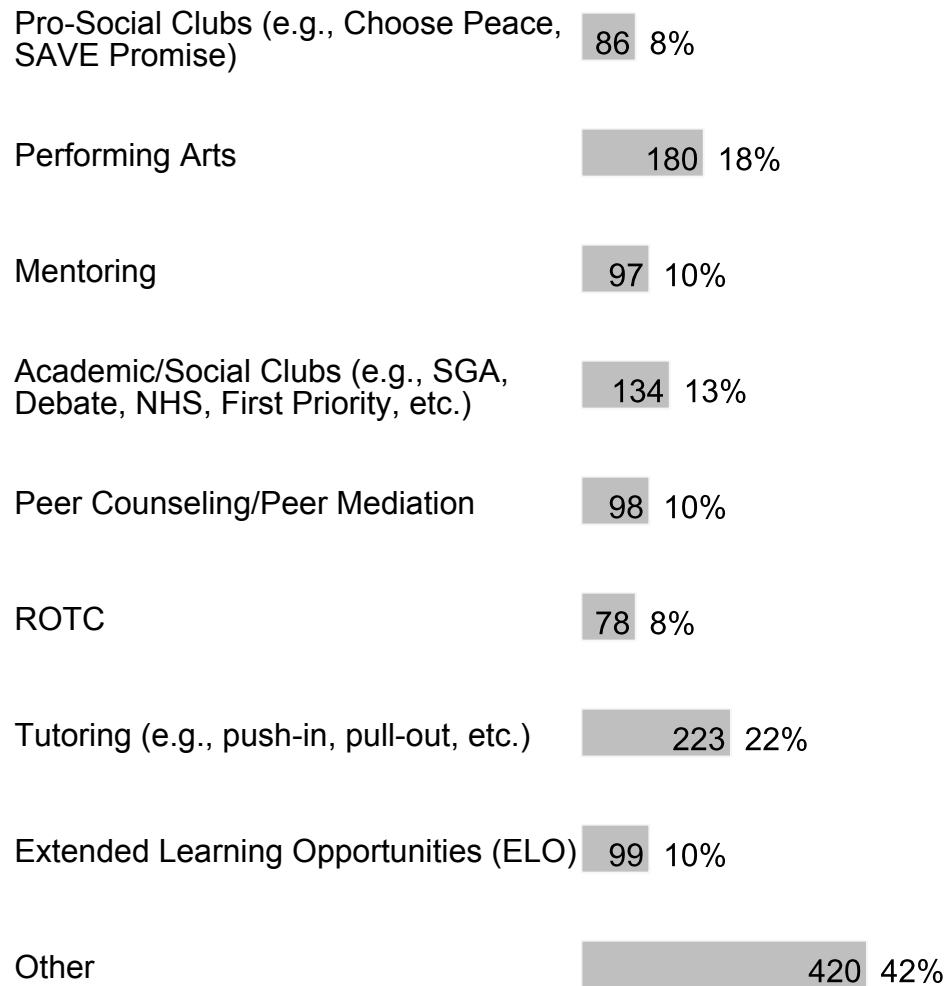




992 respondents


8. These are the programs/services at my school that I value most or would value if they were available at my school (check all that apply):





1012 respondents

9. I am friends with other students at this school.

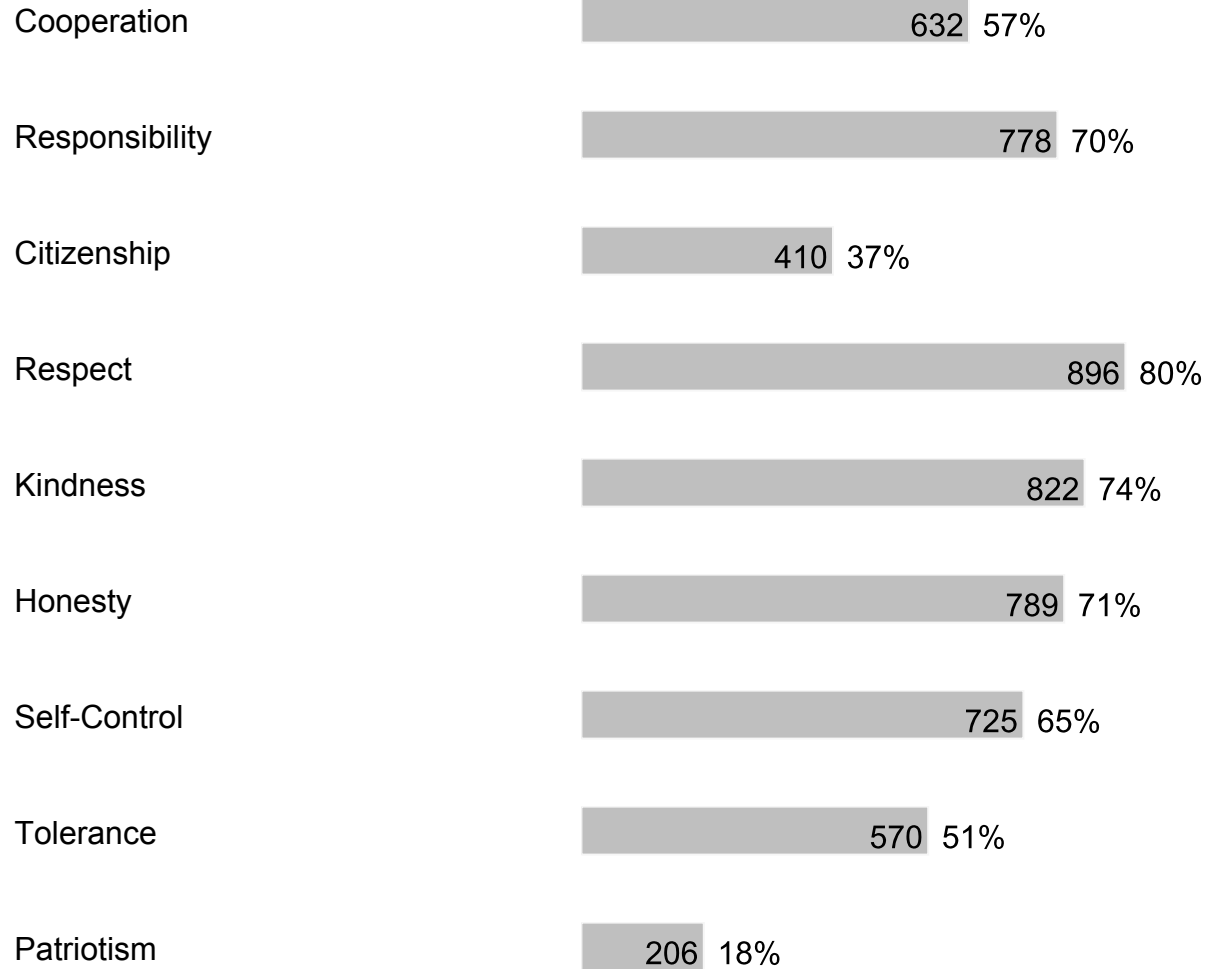


Disagree | 1%

Strongly Disagree) 2%


1117 respondents

10. Which character traits do you value the most in yourself and others? (check all that apply)




1117 respondents

11. I receive acknowledgement and/or praise for my strengths or accomplishments by adults at my school.



1114 respondents


12. I enjoy eating food prepared by the cafeteria.




1117 respondents

G. Section 6

1. In my school, a high-quality education is offered.



2. My school provides me with challenging curriculum, uses a variety of teaching methods and learning experiences to develop the skills I need to succeed.

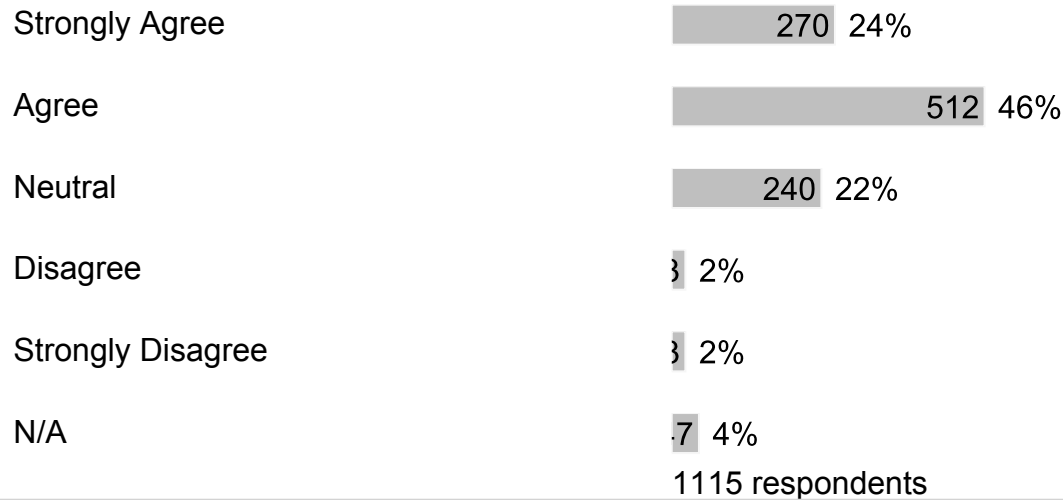


3. My school motivates me to set academic goals and learn new things.

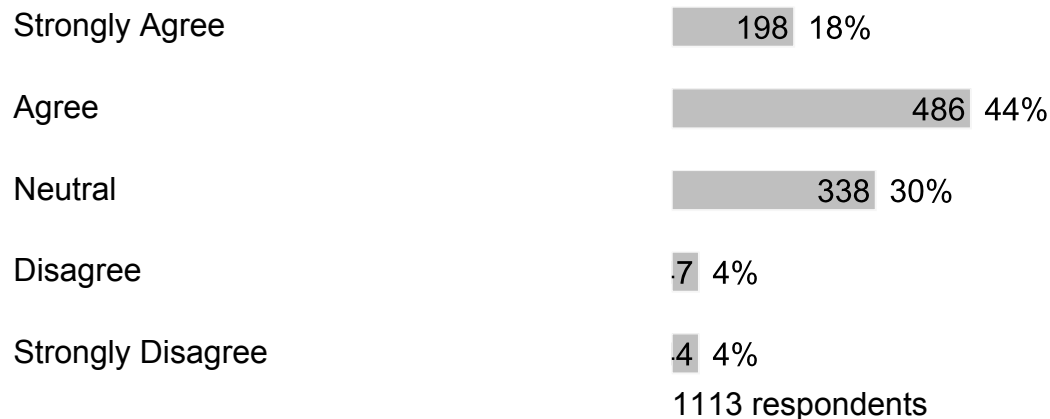





4. My teachers use tests, projects, presentations, and portfolios to assess my understanding of what was taught.




5. My school prepares me for success in the next school year.




6. Lessons and materials in our school prepare us to be effective users of media and technology.



7. In class, students spend considerable amounts of time actively engaged in learning (such as solving problems, discussing ideas, creating their own work, reading, writing, speaking and researching).



8. My teachers effectively engage students in the classroom and encourage creative thinking.




1107 respondents

9. There are few distractions during class.



1113 respondents

10. Students are encouraged to work in groups regularly.



1111 respondents

11. Teachers are generally fair when it comes to grading student work.



Strongly Disagree 94 8%
1110 respondents

12. I give class presentations or share my work with classmates.

Strongly Agree 94 8%
Agree 356 32%
Neutral 428 38%
Disagree 137 12%
Strongly Disagree 99 9%
1114 respondents

13. I work on assignments that challenge me and/or take more than one class period to complete.

Strongly Agree 204 18%
Agree 467 42%
Neutral 338 30%
Disagree 61 6%
Strongly Disagree 9 4%
1109 respondents

14. I complete meaningful homework to review what I learned in class and/or prepare for the next day's lesson.

Strongly Agree 142 13%
Agree 404 36%
Neutral 423 38%

Disagree 79 7%

Strongly Disagree 63 6%

1111 respondents

15. I receive feedback about my work that helps me better understand what I'm learning.

Strongly Agree 112 10%

Agree 388 35%

Neutral 439 40%

Disagree 105 9%

Strongly Disagree 64 6%

1108 respondents

16. I am provided opportunities to correct or improve my work.

Strongly Agree 129 12%

Agree 474 43%

Neutral 373 34%

Disagree 79 7%

Strongly Disagree 56 5%

1111 respondents

17. I am provided opportunities to participate in class discussions and activities.

Strongly Agree 130 12%

Agree 545 49%

Neutral	364	33%
Disagree	3	3%
Strongly Disagree	6	3%
1108 respondents		

18. My teachers explain their expectations so I can be successful.


Strongly Agree	177	16%
Agree	502	45%
Neutral	345	31%
Disagree	5	4%
Strongly Disagree	11	4%
1110 respondents		

19. My teachers provide me with information about how well I am doing in school.


Strongly Agree	124	11%
Agree	436	39%
Neutral	423	38%
Disagree	74	7%
Strongly Disagree	51	5%
1108 respondents		

20. Teachers regularly post information online or send home a newsletter.


Strongly Agree	124	11%
----------------	-----	-----




21. My teachers keep my family informed of my academic progress.




22. My school considers students' opinions when changing rules/policies and planning ways to improve the school.




23. My school shares information about school success with my community.



24. Our school uses different ways to communicate what is happening to parents and students.



25. My school focuses on Customer Service (greeting with a smile and responding to questions and concerns within one business day).



1108 respondents

H. Section 7

1. What else would you like to tell us about your school?

Free form text answers are available in the exported CSV report