

# BCPS SCHOOL STAFF CUSTOMER SURVEY 2024

---

run on 09/19/2024



Custom Survey

1 survey(s) 60 response(s)

**Report Filters****School:**  
N/A**Ethnicity:**  
N/A**Experience:**  
N/A**Gender:**  
N/A**Role:**  
N/A**Tag:**  
N/A

## BCPS SCHOOL STAFF CUSTOMER SURVEY 2024

### Demographics

Number of Responses | Percentages of Total Responses

#### 1. Gender

Male	3	5%
Female	54	92%
Prefer not to answer	2	3%

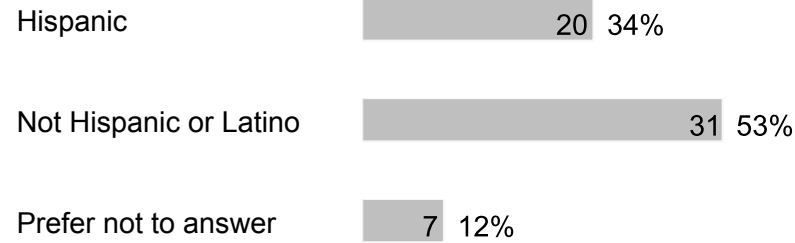
59 respondents

#### 2. Ethnicity

Asian	2	4%
Black or African American	13	23%
White	35	61%
Multiracial	2	4%
Other	5	9%

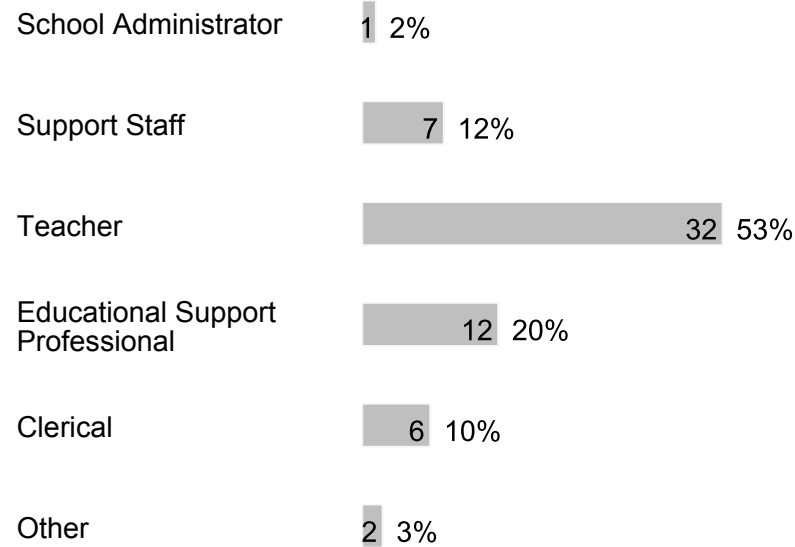
57 respondents

### 3. Ethnicity



58 respondents

### 4. Role



60 respondents

### 5. Experience



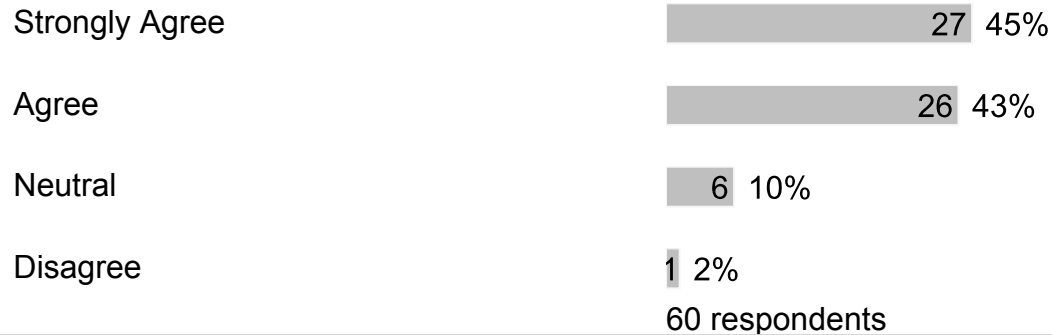
11 - 20 years 19 32%

More than 20 years 12 20%

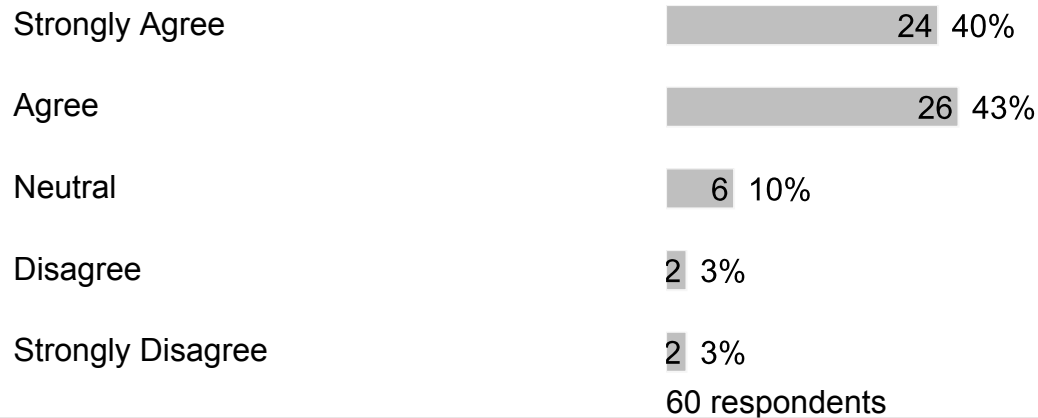
60 respondents

## C. Safety

### 1. I feel safe at my school.



### 2. I would recommend my school to my friends and/or family.



### 3. The next 4 questions ask about bullying. Bullying is when 1 or more students tease, threaten, spread rumors about, hit, shove, or hurt another student over and over again. It is not bullying when 2 students of about the same strength or power argue, fight or tease each other in a friendly way. Have students bullied or cyberbullied one another at school this year?





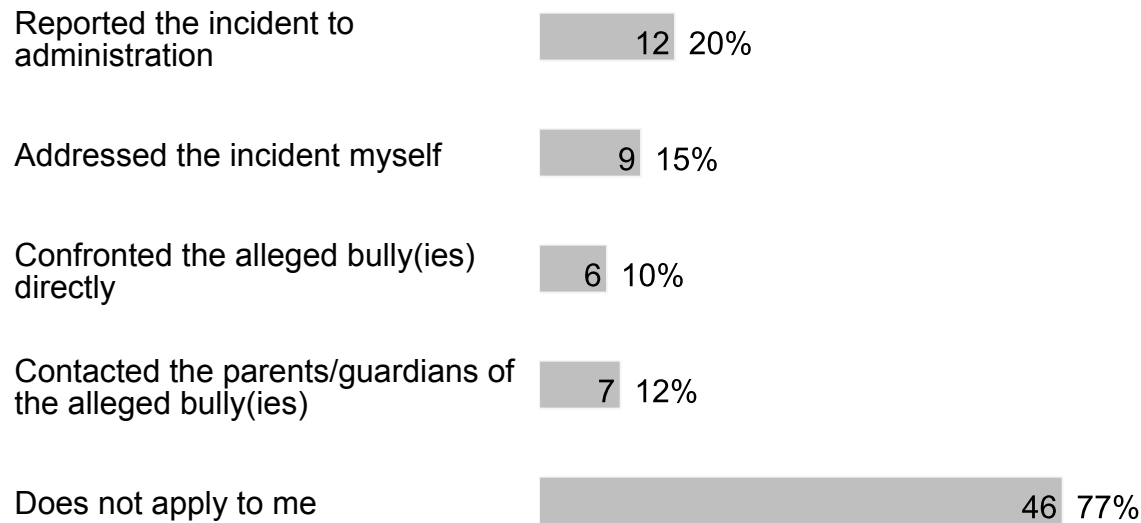
60 respondents

**4. Has a student reported an incident of bullying or cyberbullying to you this year?**



60 respondents

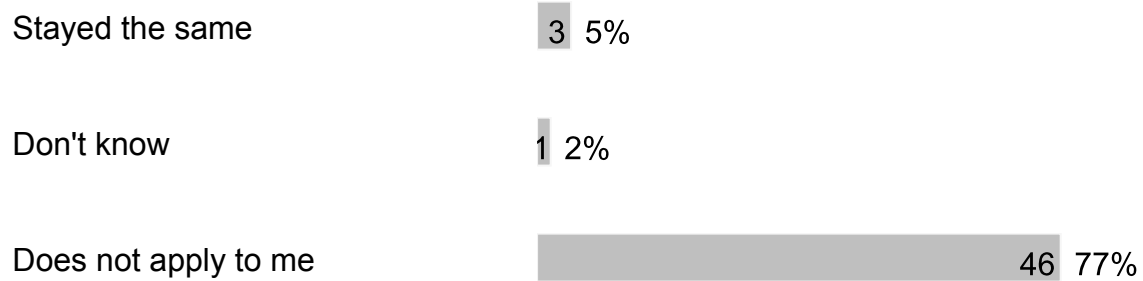
**5. After an incident of bullying or cyberbullying was reported to me, I did the following (check all that apply):**



60 respondents


**6. After addressing the bullying or cyberbullying reported to me, the bullying:**





60 respondents

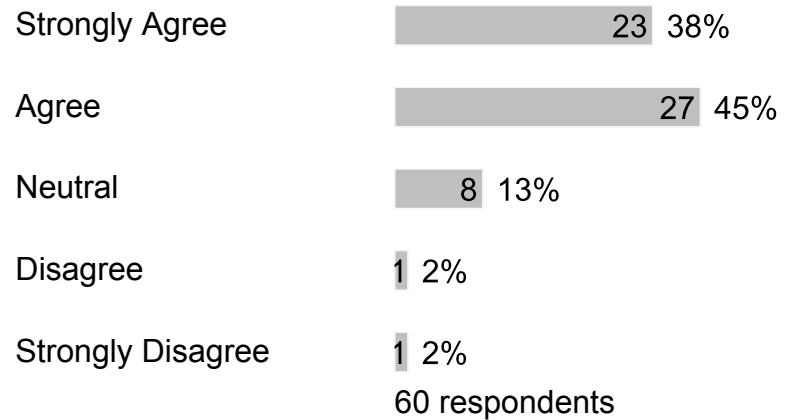
**7. In my school, rules are applied equally to students.**



57 respondents

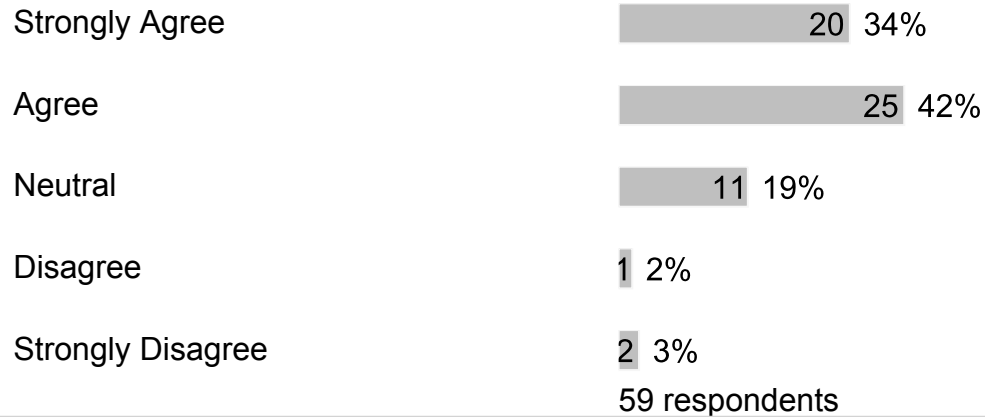
## D. Equity

### 1. My school provides an equitable and inclusive environment for staff.

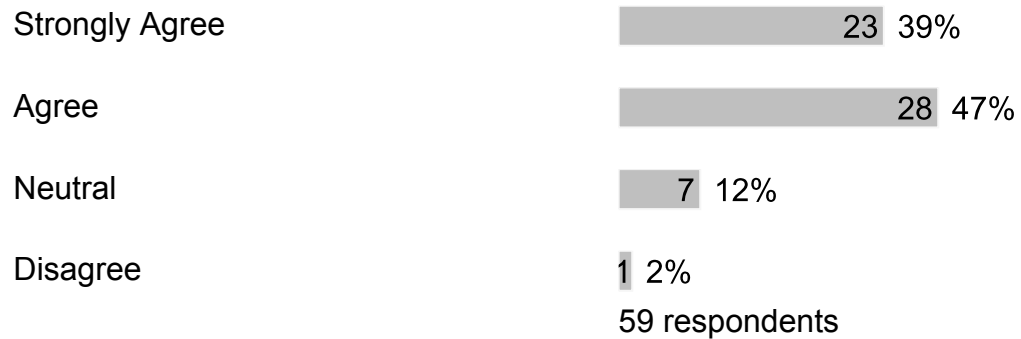


## E. School Support

1. Our school provides teachers with sufficient instructional material and informational resources to meet students' needs.




2. Teachers in our school use a variety of technology as instructional resources.



## F. Wellness Support

1. If students have a problem, they know who they can go to for help.



60 respondents

2. If students have a problem, they can come to me for help.



60 respondents

3. If I have a professional or personal problem, I know someone at work who I can talk to for help.



Neutral 9 15%

Strongly Disagree 1 2%

60 respondents

**4. In my school, adults treat students with respect.**

Strongly Agree 21 35%

Agree 30 50%

Neutral 8 13%

Disagree 1 2%

60 respondents

**5. In my school, students treat adults with respect.**

Strongly Agree 12 20%

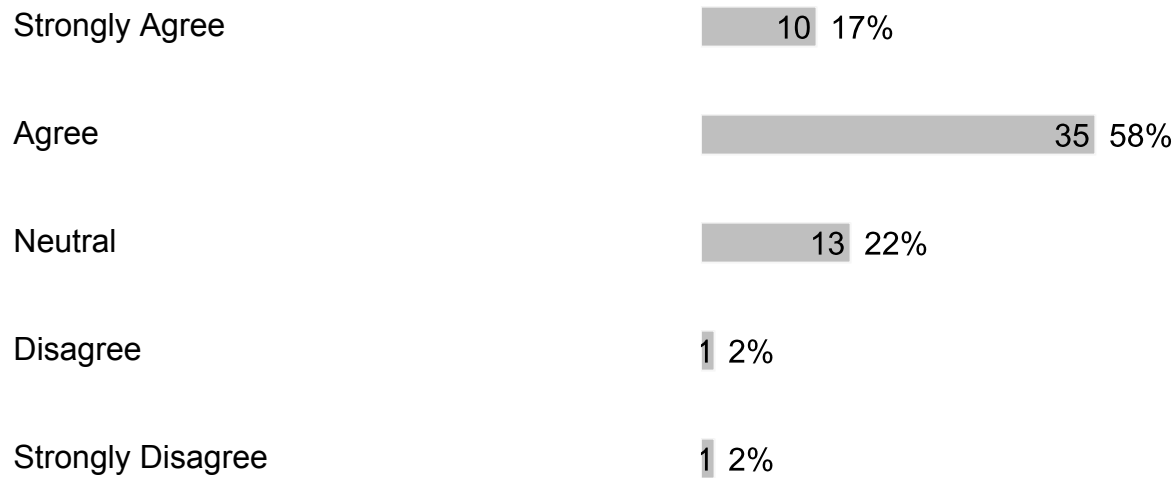
Agree 29 48%

Neutral 14 23%

Disagree 5 8%

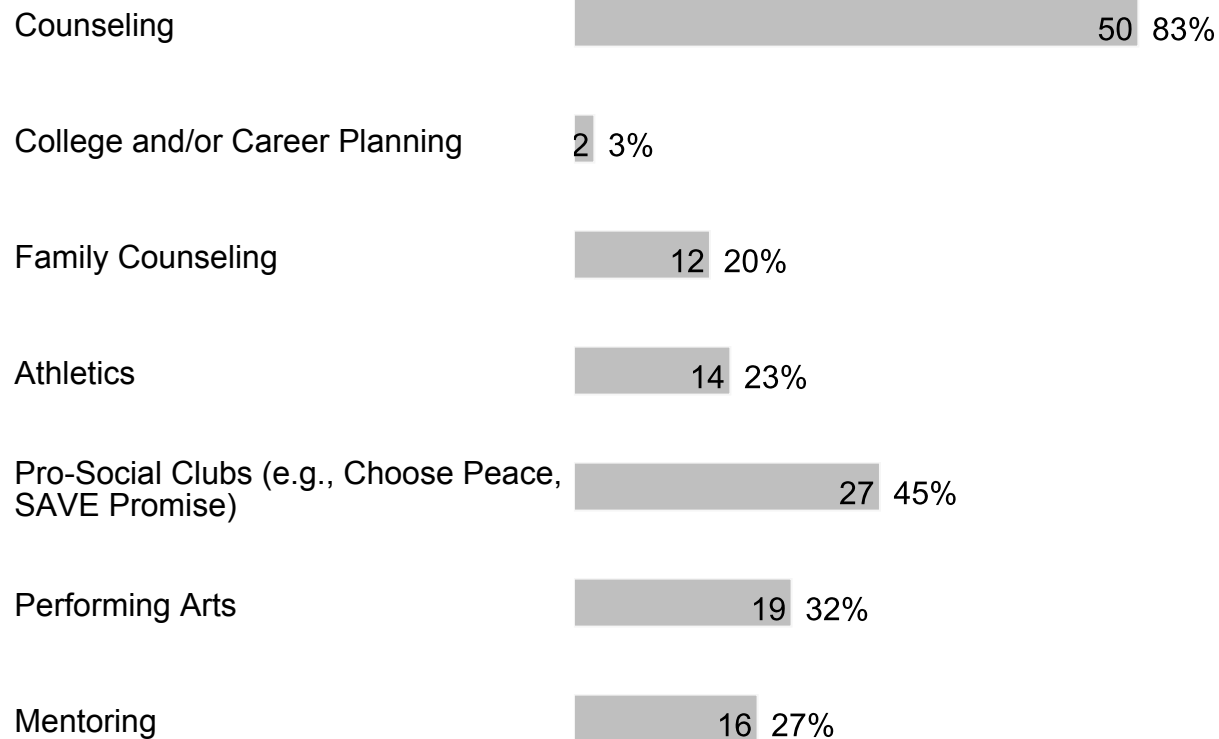
60 respondents

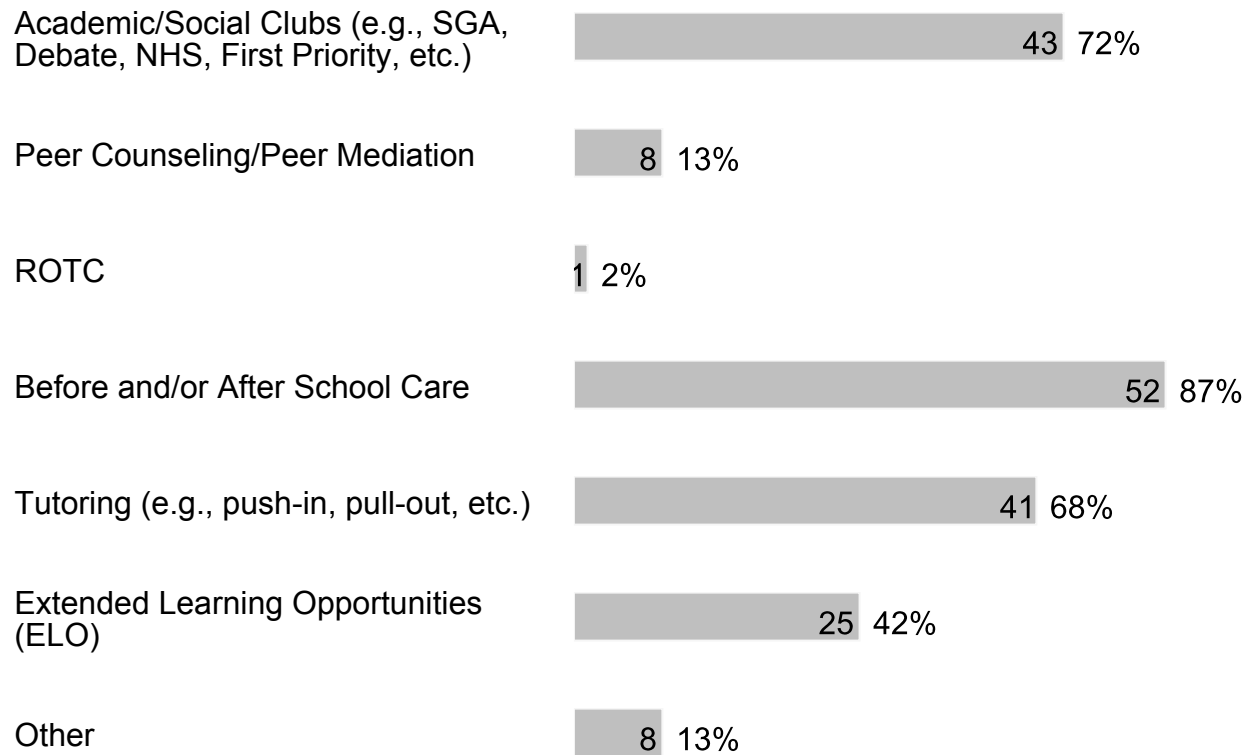
**6. In my school, colleagues/adults treat each other with respect.**



60 respondents

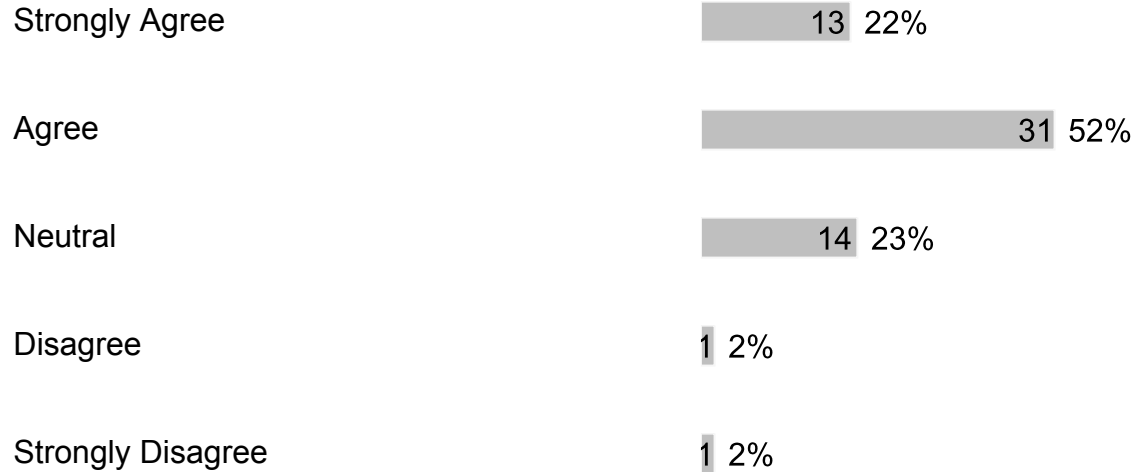
7. At my school the following programs/services are available (check all that apply):





60 respondents

**8. Our school implements changes based on the feedback from staff.**




60 respondents

**9. Our school maintains facilities that support student learning.**



59 respondents


**10. I enjoy eating food prepared by the cafeteria.**



59 respondents

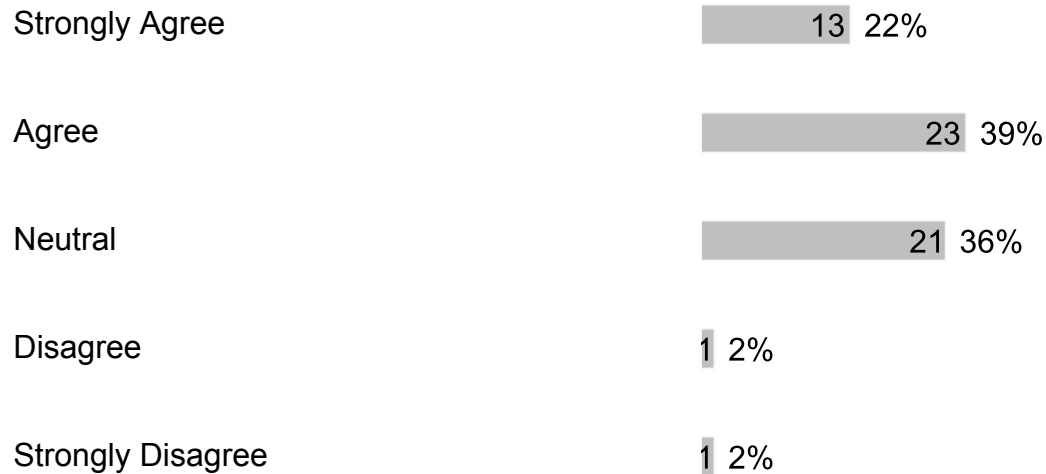
**11. Families regularly participate in school involvement activities offered by our school.**





59 respondents

**12. Our school has a family resource center and/or a staff member assigned to work with families.**



59 respondents

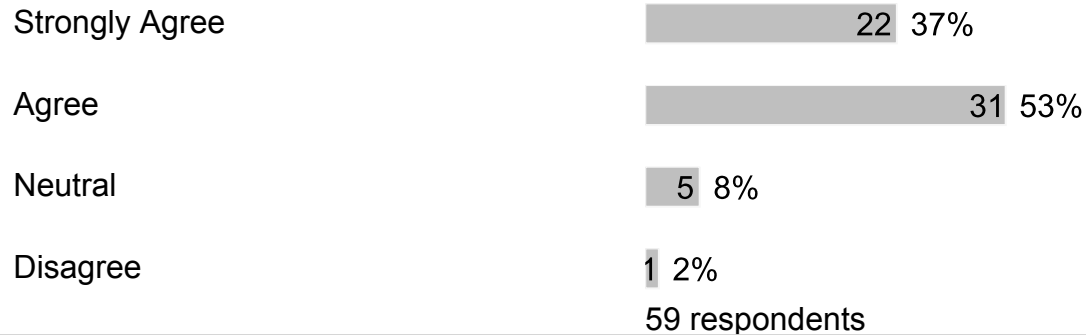
**13. Our school asks families for their ideas on the best way to communicate school-related information.**



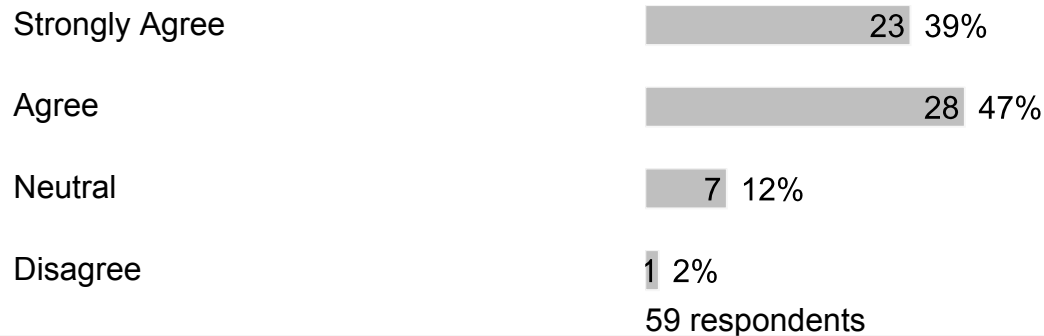
58 respondents

## G. Accountability


### 1. Our school has a culture of high expectations.



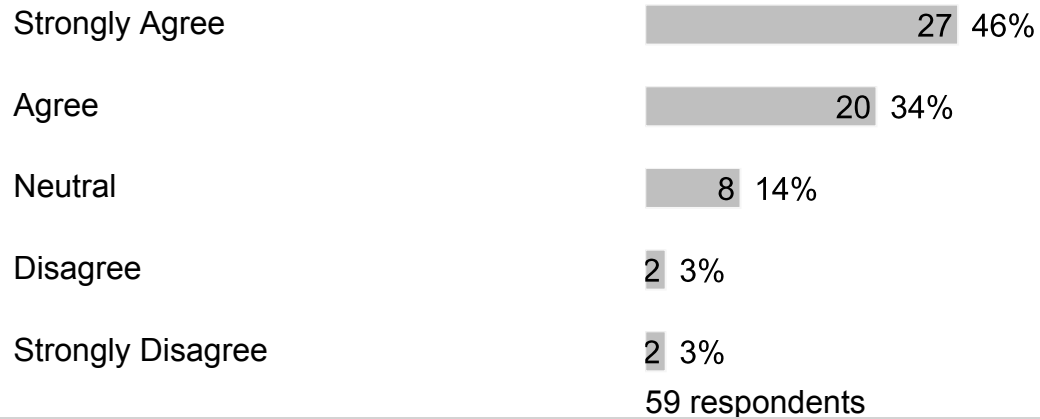
### 2. Our school has a continuous improvement process.



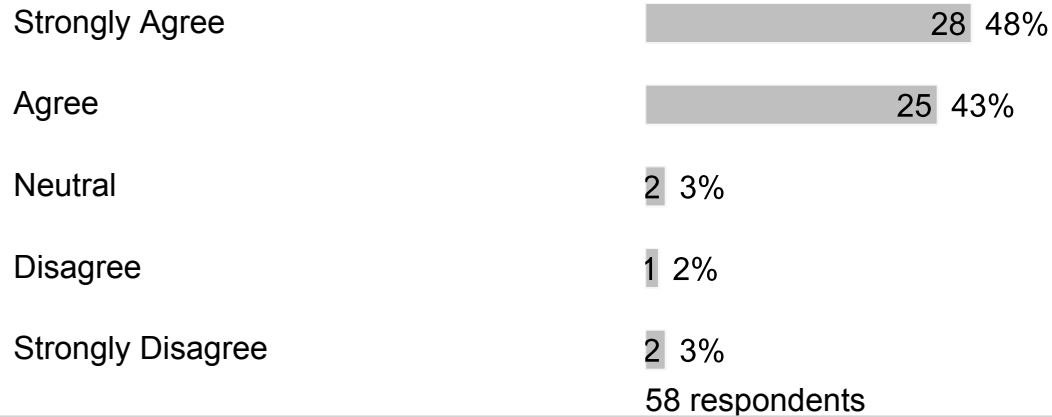
### 3. Our school's leaders expect staff members to hold all students to high academic standards.



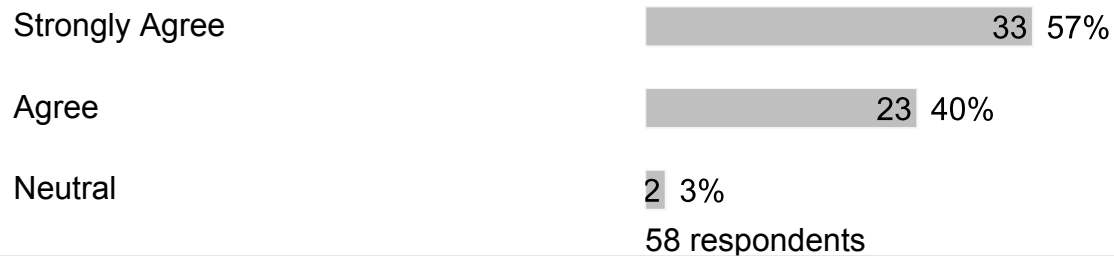
### 4. Our school's leaders hold themselves accountable for student learning.



**5. Our school's leaders hold all staff members accountable for student learning.**




**6. I receive feedback from my supervisor regarding my professional performance.**



**7. Our school's leaders regularly evaluate staff members on criteria designed to improve teaching and learning.**






**8. In our school, staff members use multiple types of assessments and data to modify instruction and address the unique learning needs of all students.**



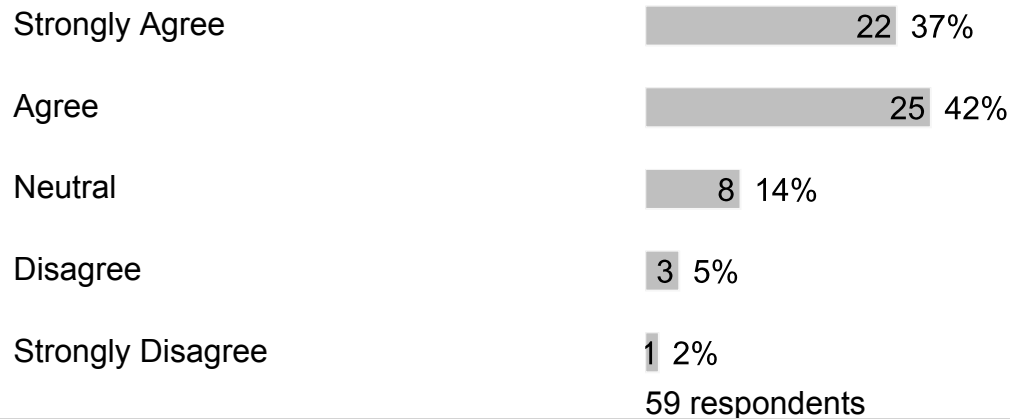
**9. Our school uses the results of student assessments to improve teaching and learning.**



**10. Our school's leaders use data to monitor student progress, student achievement and our school improvement goals.**



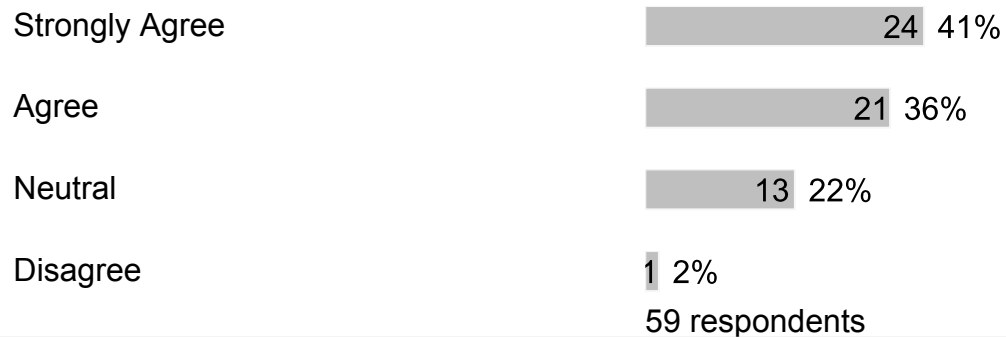
**11.** In our school, a formal process is in place to support new staff members in their professional practice.



**12.** My lessons provide opportunities for students to be actively engaged in their learning.



**13.** I structure lessons, tasks and activities that require students' use of digital tools for learning.



**14.** I use student achievement data to modify and adjust materials and lessons for my students.



Agree	23	39%
Neutral	9	15%
Disagree	3	5%

59 respondents

**15. I use formative assessments to monitor student progress.**

Strongly Agree	23	39%
Agree	22	37%
Neutral	13	22%
Disagree	1	2%

59 respondents

**16. I participate in targeted professional learning activities designed to meet the individual needs of my students.**

Strongly Agree	21	36%
Agree	28	47%
Neutral	9	15%
Strongly Disagree	1	2%

59 respondents

**17. Teachers participate in collaborative learning communities across grade levels and/or content areas.**

Strongly Agree	25	42%
Agree	26	44%
Neutral	6	10%

Disagree 2 3%  
59 respondents

**18. The school ensures I receive formal training in the use of student assessment data.**

Strongly Agree 21 36%  
Agree 24 41%  
Neutral 13 22%  
Disagree 1 2%  
59 respondents

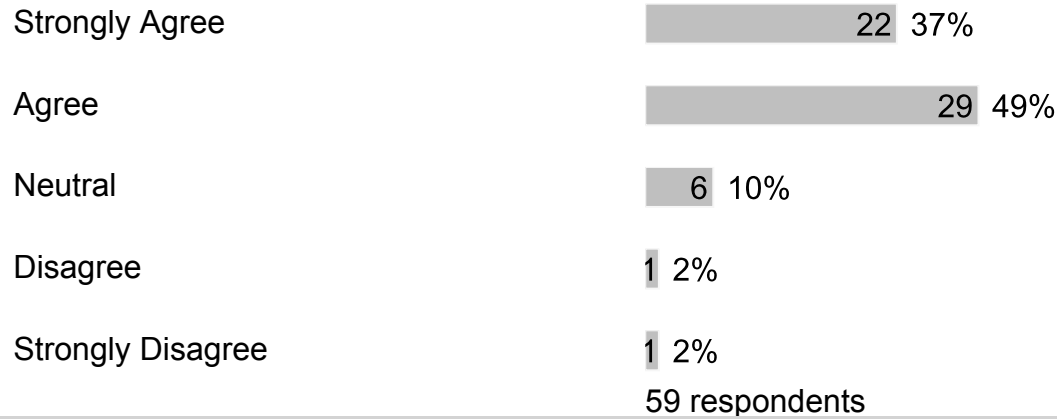
**19. In our school, staff members provide peer coaching to teachers.**

Strongly Agree 20 34%  
Agree 30 51%  
Neutral 7 12%  
Disagree 1 2%  
Strongly Disagree 1 2%  
59 respondents

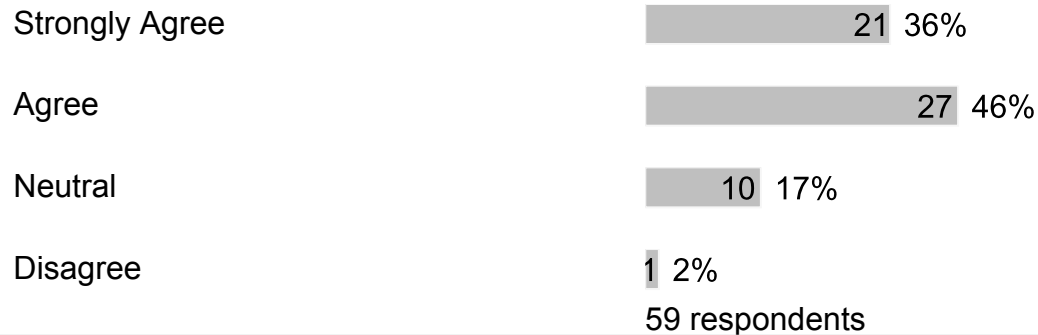
**20. In our school, staff members participate in continuous professional learning based on identified needs of the school.**

Strongly Agree 24 41%  
Agree 28 47%  
Neutral 7 12%  
59 respondents

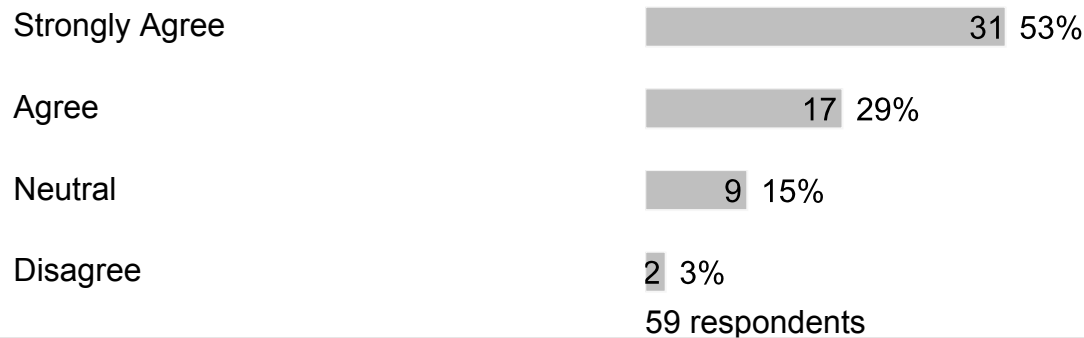
**21. I am provided with professional development opportunities that are relevant to my role.**




**22. Our school shares responsibility for student learning with its staff, parents and community members.**




**23. I feel confident in my classroom management strategies.**




**24. Our school ensures the effective use of funds available through the budget, grants, awards, etc.**



**25. Teachers keep parents informed regularly about their child's progress and how they are being graded.**



**26. Most teachers report student progress in easy to understand language to families.**



**27. I provide students with timely feedback about their learning.**



Disagree 1 2%  
59 respondents

**28. I schedule conferences to share student learning progress with families.**

1 time per year 4 7%  
2 times per year 22 37%  
3 or more times per year 10 17%  
Does not apply 24 40%

60 respondents

**29. Our school provides opportunities for stakeholders to be involved through the School Advisory Council (SAC) and/or the School Advisory Forum (SAF).**

Strongly Agree 24 41%  
Agree 25 42%  
Neutral 10 17%


59 respondents

**30. Our school's leaders ensure staff members use supervisory feedback to improve student learning.**

Strongly Agree 23 39%  
Agree 28 47%  
Neutral 7 12%  
Disagree 1 2%

59 respondents

**31. I regularly post information online or send home a newsletter.**




59 respondents

**32. Our school communicates well about its goals and activities.**



59 respondents

**33. Our school communicates information in ways that are easy for families to understand.**



59 respondents

**34. I am accessible via (check all that apply):**





60 respondents

## H. Additional Information

1. What else would you like to tell us?

Free form text answers are available in the exported CSV report