


2026 BUDGET


Projection of Revenue Worksheet


Cost Center : 3321130610 SANDPIPER E


ADDITIONAL REQUIRED BUDGETING AMOUNTS		
	Activity	Amount \$
Requirement Custodial Supplies Elem	7901000000000000	6,252.00
Requirement Gifted Elem	5260652600000000	24,972.00

Required Signatures:

  
\_\_\_\_\_  
SAG Chair

  
\_\_\_\_\_  
SAF Chair

  
\_\_\_\_\_  
Principal

  
\_\_\_\_\_  
Director

2026 BUDGET

Projection of Revenue Worksheet

Cost Center : 3321130610 SANDPIPER E

Program	Unweighted FTE			Teacher Allocation Amount \$ *
	Budget		Projected	
	2024	2025	2026	
101 K-3 Basic	231.82	222.54	221.14	
102 4-8 Basic	98.72	87.85	97.29	
103 9-12 Basic				
130 E.S.O.L	49.94	54.97	58.53	
Total Basic	380.48	365.36	376.96	
251 ESE LEVEL I	51.14	62.27	59.97	
252 ESE LEVEL II	46.15	33.09	30.40	
253 ESE LEVEL III	92.25	89.49	78.98	
254 ESE LEVEL IV	13.18	12.12	11.00	
255 ESE LEVEL V	1.00			
Total Exceptional	203.72	196.97	180.35	
261 GIFTED LEVEL I	17.04	15.03	11.04	
262 GIFTED LEVEL II		1.00		
Total Gifted	17.04	16.03	11.04	
300 Vocational Education				
Total K-12 Programs	601.24	578.36	568.35	1,007,678

999 Disc. & DJJ Centers Only

\*See Teacher Allocation Attachment for further details

2026 BUDGET

Projection of Revenue Worksheet

Cost Center : 3321130610 SANDPIPER E

CATEGORICAL ALLOCATION		
Categorical	Functional Area	Amount \$
After Schl Fees Elem	9102000000000000	58,134
Brinks Elementary	5652000000000000	-1,700
Class Size Reduction - Elem	5101121010000000	368,389
Custodial Allocation Elem	7901000000000000	165,912
ESE Autism Spectrum Disorder Elem	5250650560000000	513,516
ESE Inclusion K-Support Elementary	5250650590000000	23,757
ESE PreK Specialized Elem	5250650500000000	85,586
ESE PreK-Intensive/Behavior Elem	5250650550000000	227,276
ESE Specialist Allocation Elem	5250000000000000	63,237
ESE Speech Materials Supplies Elementary	5250000000000000	1,500
ESE Speech Pathologist Elementary	5250000000000000	179,487
ESE Support Facilitation Elementary	5250000000000000	143,416
Lexmark MPS Elementary	5652000000000000	-14,750
Materials & Supplies IA Funding ELE	5652000000000000	12,931
Medicald 504 - Elem	5652691460000000	60,144
META-Para - Elementary	5130000000000000	23,757
School Discretionary Elem	5652000000000000	568
Substitutes IA Funding Elementary	5701657100000000	24,439
Substitutes-Categorical Elem	5701657100000000	26,187
Substitutes-Department Head Release- Elementary	5719657190000000	9,206
Substitutes-ESE Inclusion K Support Elementary	5250650590000000	12,375
Substitutes-ESE Staffings Elem	5250000000000000	2,661
Teacher Allocation-Elementary Specials	5652000000000000	119,658
Teacher Allocation-Gifted Program Support	5260652600000000	6,193
<b>Total Categoricals</b>		<b>2,111,879</b>



2026 BUDGET VERSION: S6

Projection of Revenue Worksheet - Special Revenue (Other)

Cost Center: 3321130610 SANDPIPER E

SPECIAL REVENUE FUNDING (OTHER)				
Fund	Grants	Grant	Program	Amount \$
1010	Adults with Disabilities	F97810009.2425	F9781000901	
4210	ACES MSAP	A98160007.2227	A9816000701	
4230	Perkins V Corrections Education	C97810035.2425	C9781003501	
4220	Head Start	B97790001.2425	B9779000101	
4220	Early Head Start	B97790002.2425	B9779000201	
4230	Adult General Education	C97810001.2425	C9781000101	
4230	Carl D. Perkins Post Secondary	C97810002.2425	C9781000201	
4230	English Literacy & Civics Education	C97810003.2425	C9781000301	
4230	Title II, Professional Development	C97520001.2425	C9752000148	
4230	Title III, Part A ESOL	C98170001.2425	C9817000101	
4240	Build Your Future	D97810029.2425	D9781002901	
4240	Grow Your Future	D97810024.2425	D9781002401	
	Other Grants Total (all programs listed above)			
4230	IDEA, Part B, Unique Aides	C97800001.2425	C9780000102	66,519
4230	IDEA, Part B, Autism	C97800001.2425	C9780000105	127,593
4230	IDEA, Part B, ESE Center Support Funding	C97800001.2425	C9780000120	
4230	IDEA, Part B, Behavior Tech	C97800001.2425	C9780000132	
	IDEA, Total (all programs listed above)			194,112
4230	Title I, School Allocation	C98300001.2425	C9830000101	139,255
4230	Title I, Sparks Program	C98300001.2425	C9830000103	
4230	Title I, Early Childhood Education	C98300001.2425	C9830000116	276,722
4230	Title I, Parental Involvement	C98300001.2425	C9830000124	2,882
4230	Title I, Supplemental Activities	C98300001.2425	C9830000125	7,329
	Title I Total (all programs listed above)			426,188
	<b>TOTAL SPECIAL REVENUE FUNDING (OTHER)</b>			<b>620,300</b>

Please Note: Grant number extension remains with .2425 (instead of .2526) due to positions being rolled at a later date.