

# Custom Survey - 2025-08-06

---

run on 08/05/2025



surveys

Custom Survey

Date(s): 01/01/2025 - 08/05/2025

1 survey(s) 459 response(s)

## Report Filters

**School:**  
N/A

**Race:**  
N/A

**Grade:**  
N/A

**Gender:**  
N/A

**Ethnicity:**  
N/A

**Tag:**  
N/A

## BCPS STUDENT (Grades 6-12) CUSTOMER SURVEY 2025

### Demographics

Number of Responses | Percentages of Total Responses

#### 1. Gender

Male	209	46%
Female	234	51%
Prefer not to answer	5	3%

458 respondents

#### 2. Race

American Indian or Alaska Native	1	1%
Asian	9	4%
Black or African American	159	35%
Native Hawaiian or Other Pacific Islander	3	2%
White	93	20%

Multiracial 76 17%

Other 94 21%

454 respondents

### 3. Ethnicity

Hispanic 151 35%

Non-Hispanic or Latino 172 40%

Prefer not to answer 112 26%

435 respondents

### 4. Grade

Grade 6 127 28%

Grade 7 215 47%

Grade 8 114 25%


Grade 11 0%

Grade 12 0%


459 respondents

## C. Section 2

### 1. I feel safe at my school.



### 2. I feel safe getting to and from my school.



3. \*Note: Remember, this survey is anonymous, please report any bullying concerns to a trusted adult at your school. The next 10 questions ask about bullying. Bullying is when 1 or more students tease, threaten, spread rumors about, hit, shove, or hurt another student over and over again. It is not bullying when 2 students of about the same strength or power argue, fight or tease each other in a friendly way. During the past 12 months, have you ever been bullied on school property?

Yes	118	26%
-----	-----	-----

No 341 74%

459 respondents

4. The primary location on school property where I was bullied during the last 12 months was:

On the school bus 1%

In the classroom 62 14%

In the cafeteria 6 4%

In the hallway 9 4%

In the restroom 0%

Other school area 4 3%

Does not apply to me 337 74%

456 respondents

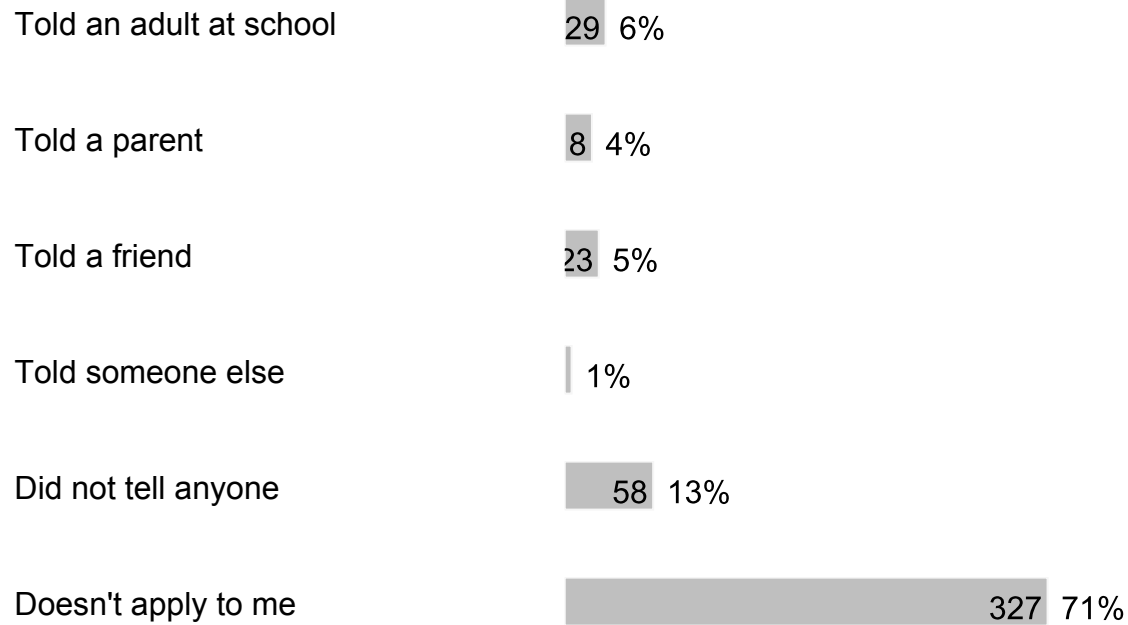
5. During the past 12 months, have you ever been electronically bullied? (Count being bullied through texting, Instagram, TikTok, Snapchat or other social media.)

Yes 49 11%

No 410 89%

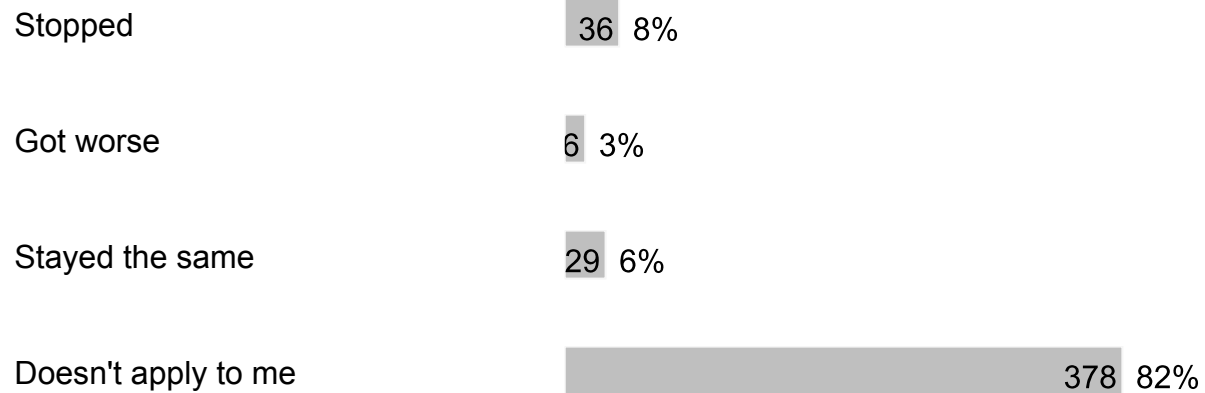
459 respondents

**6. After I was bullied, I:**



459 respondents

**7. After I told an adult at school about being bullied, the bullying:**



459 respondents

**8. A teacher or another adult at school taught our class about what bullying is this school year.**

Yes 339 74%

No 120 26%

459 respondents

9. I think bullying is wrong.

Strongly Agree 260 57%

Agree 120 26%

Neutral 57 12%

Disagree 9 2%

Strongly Disagree 3 3%

459 respondents

10. I know different ways to intervene or help if bullying were occurring or going to occur.

Strongly Agree 69 15%

Agree 172 37%

Neutral 163 36%

Disagree 32 7%

Strongly Disagree 23 5%

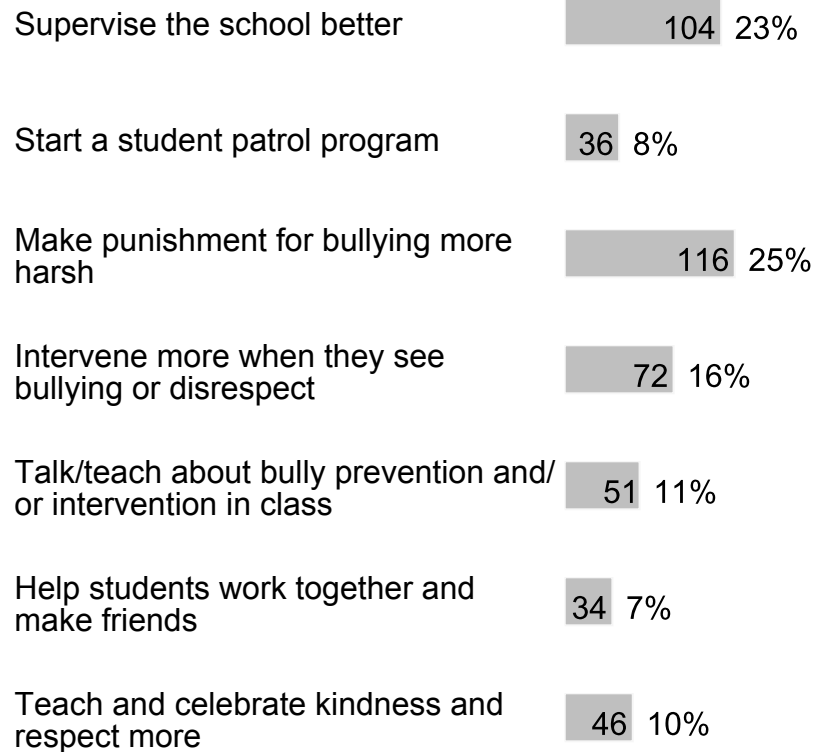
459 respondents

11. I would intervene or help if another student was being bullied.

Strongly Agree 84 18%

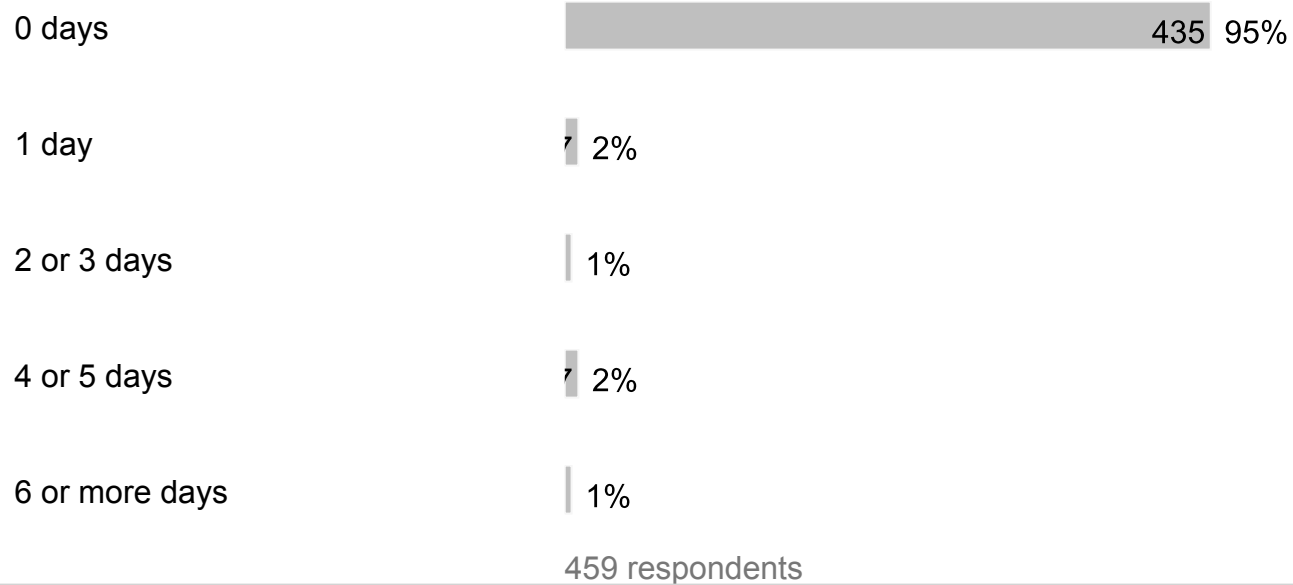


**12. What can adults do to help stop bullying at school?**

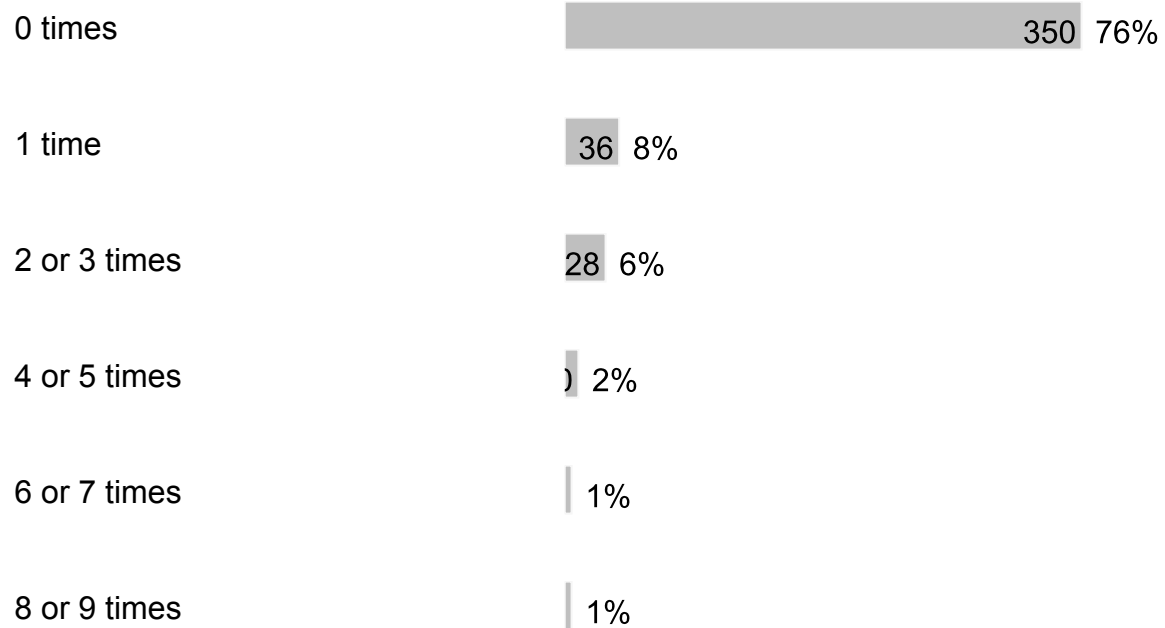


459 respondents

**13. During the past 30 days, how many days did you carry a weapon such as a gun, knife or club on school property?**



**14. During the past 30 days, how many times have you been threatened by another student at school?**



10 or 11 times 0%

12 or more times 23 5%

459 respondents

**15. During the past 12 months, how many times were you in a physical fight on school property?**

0 times 389 85%

1 time 34 7%

2 or 3 times 22 5%

4 or 5 times 1 1%

6 or 7 times 1 1%

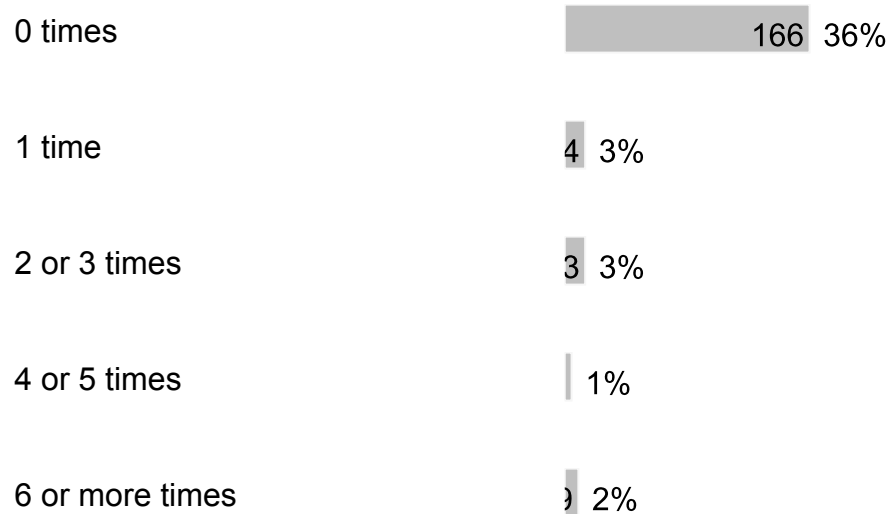
10 or 11 times 0%

12 or more times 1 1%

459 respondents

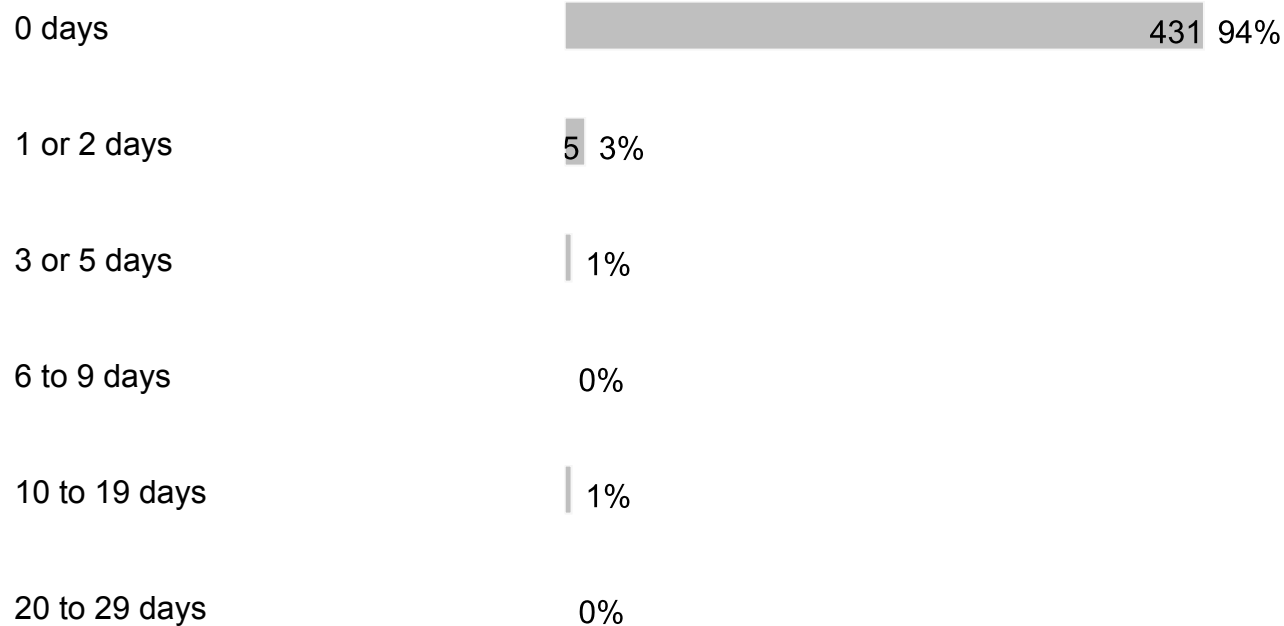
**16. During the past 12 months, how many times did someone you were dating or going out with physically hurt you on purpose? (Count such things as being hit, slammed into something or injured with an object or weapon.)**

I did not date or go out with anyone during the past 12 months 254 55%



459 respondents

**17.** During the past 30 days, how many days did you have at least one drink of alcohol? (Alcohol includes drinking beer, wine, flavored alcoholic beverages and liquor such as rum, gin, vodka, whiskey, etc.) For the purpose of this question, drinking alcohol does not include drinking a few sips of wine for religious purposes.



All 30 days

| 1%

459 respondents

**18.** During the past 30 days, how many days did you use an electronic vapor product? (Electronic vapor products include JUUL, SMOK, Suorin, Vuse, blu e-cigarettes, vapes, vape pens, e-cigars, e-hookahs, hookah pens, mods, etc.)

0 days

441 96%

1 or 2 days

| 1%

6 to 9 days

| 1%

10 to 19 days

| 1%

All 30 days

| 1%

459 respondents

**19.** During the past 30 days, how many days did you use marijuana (also called pot or weed)? Do not count CBD-only or hemp products, which come from the same plant as marijuana, but do not cause a high when used alone.

0 days

444 97%

1 or 2 days

| 1%

3 or 5 days

0%

6 to 9 days | 1%

10 to 19 days 0%

All 30 days | 1%

459 respondents

**20.** During the school year, I participated in alcohol, other drug or tobacco prevention activities or lessons.

Yes 143 31%

No 316 69%

459 respondents

**21.** I believe drinking alcohol is bad for your brain.

Yes 383 83%

No 76 17%

459 respondents

**22.** In your opinion, what percentage of Broward County students in grades 6 - 12 choose not to drink alcohol?

25% 117 25%

50% 126 27%

75% 116 25%

Over 80% 100 22%

459 respondents

**23. I believe using drugs are bad for your health.**

Yes 424 92%

No 35 8%

459 respondents

**24. At what age is a human brain fully developed?**

15 35 8%

18 100 22%

25 324 71%

459 respondents

**25. My school is clean and well-maintained.**

Strongly Agree 22 5%

Agree 68 15%

Neutral 163 36%

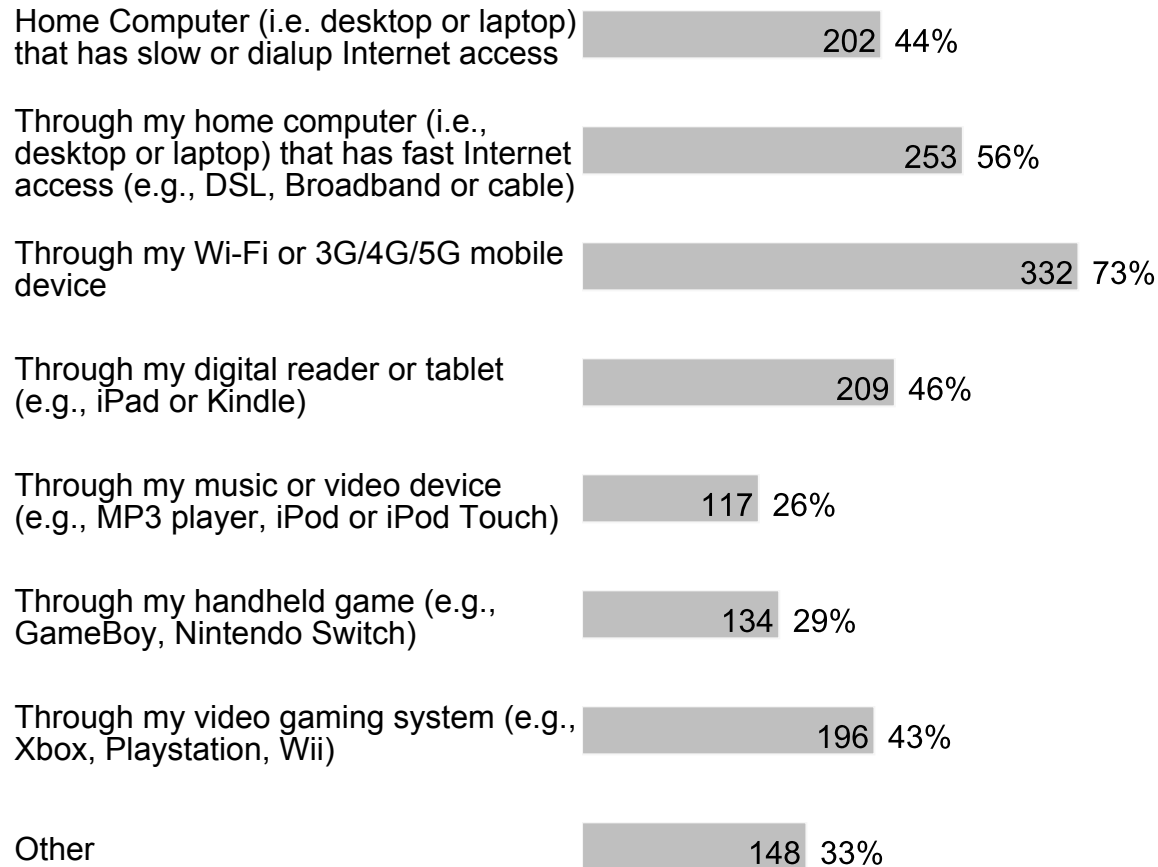
Disagree 99 22%

Strongly Disagree

107 23%  
459 respondents

## D. Section 3

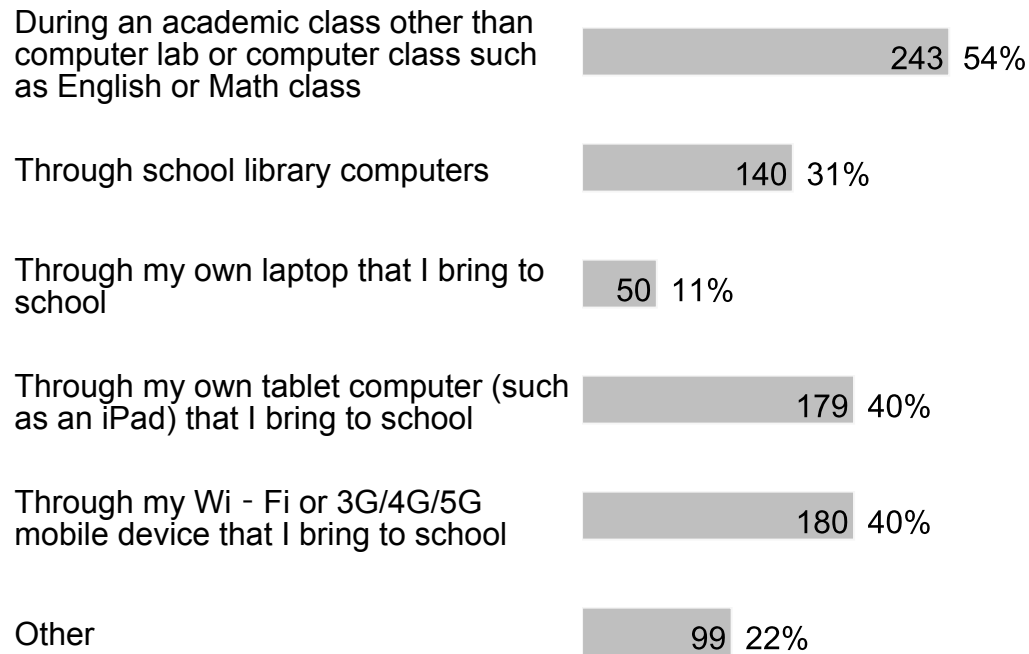
1. During a typical week, I have access to the internet at home in the following ways (check all that apply):



455 respondents

2. During a typical school day, I have access to the internet at school in the following ways (check all that apply):

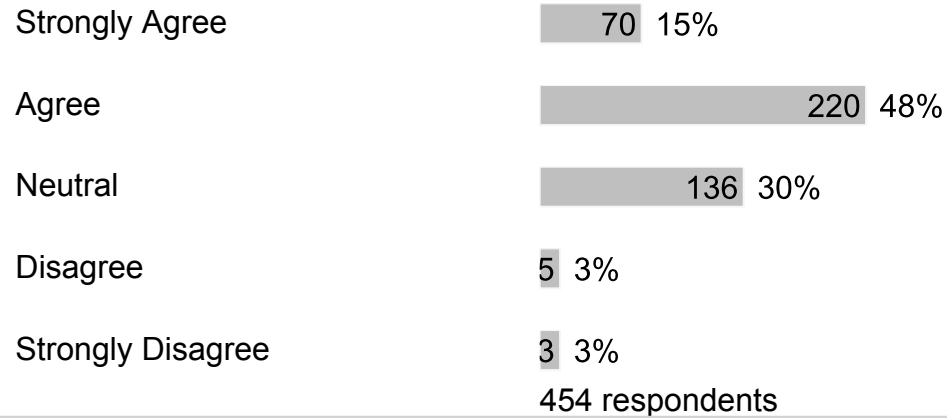




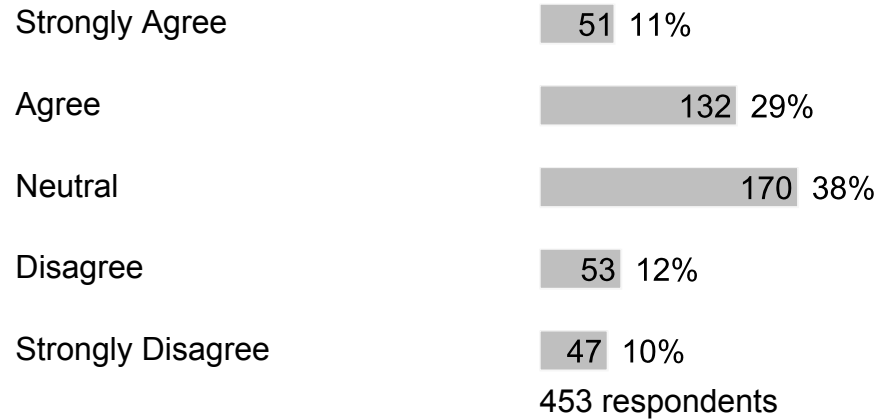
453 respondents

## E. Section 4

1. My school provides sufficient material resources (books, supplies, technology, etc.) to meet my needs.



2. I would recommend my school to my friends.



## F. Section 5

### 1. If I have a problem, I know who I can go to for help.

Strongly Agree	85	19%
Agree	163	36%
Neutral	147	33%
Disagree	29	6%
Strongly Disagree	27	6%

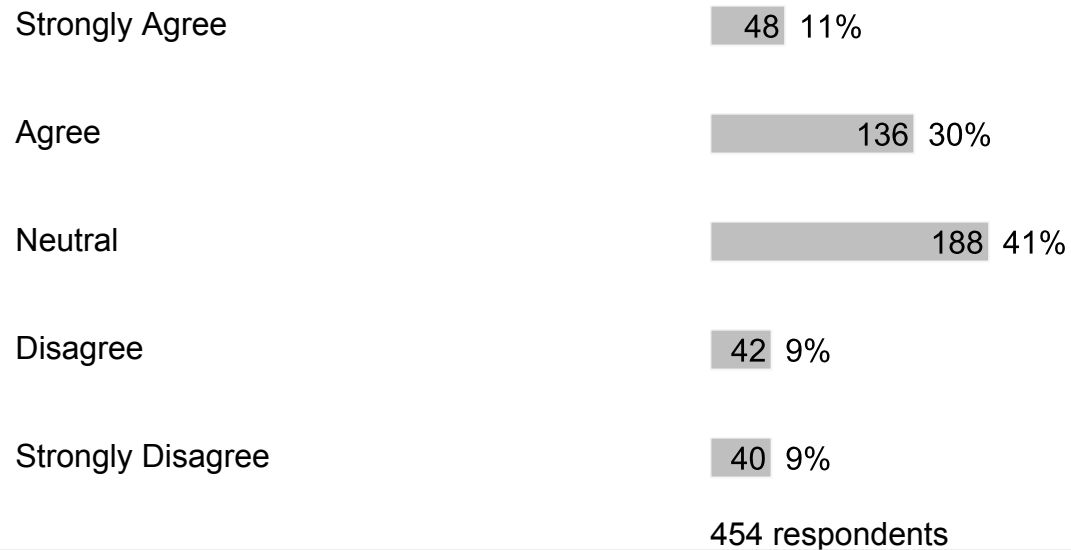
451 respondents

### 2. In my school, students treat adults with respect.

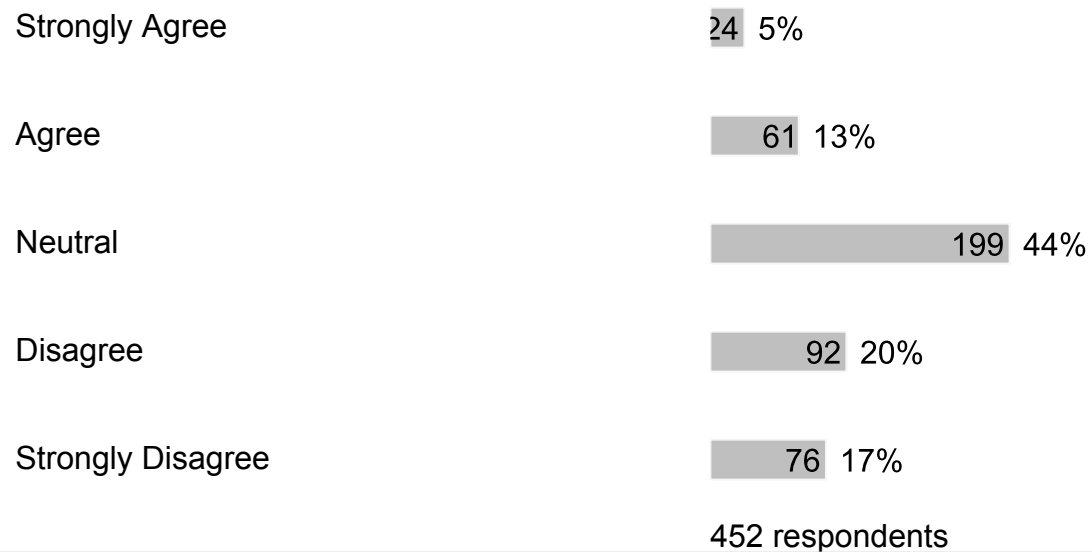
Strongly Agree	28	6%
Agree	70	15%
Neutral	180	40%
Disagree	93	20%
Strongly Disagree	83	18%

454 respondents


**3. In my school, adults treat students with respect.**




**4. In my school, students treat each other with respect.**



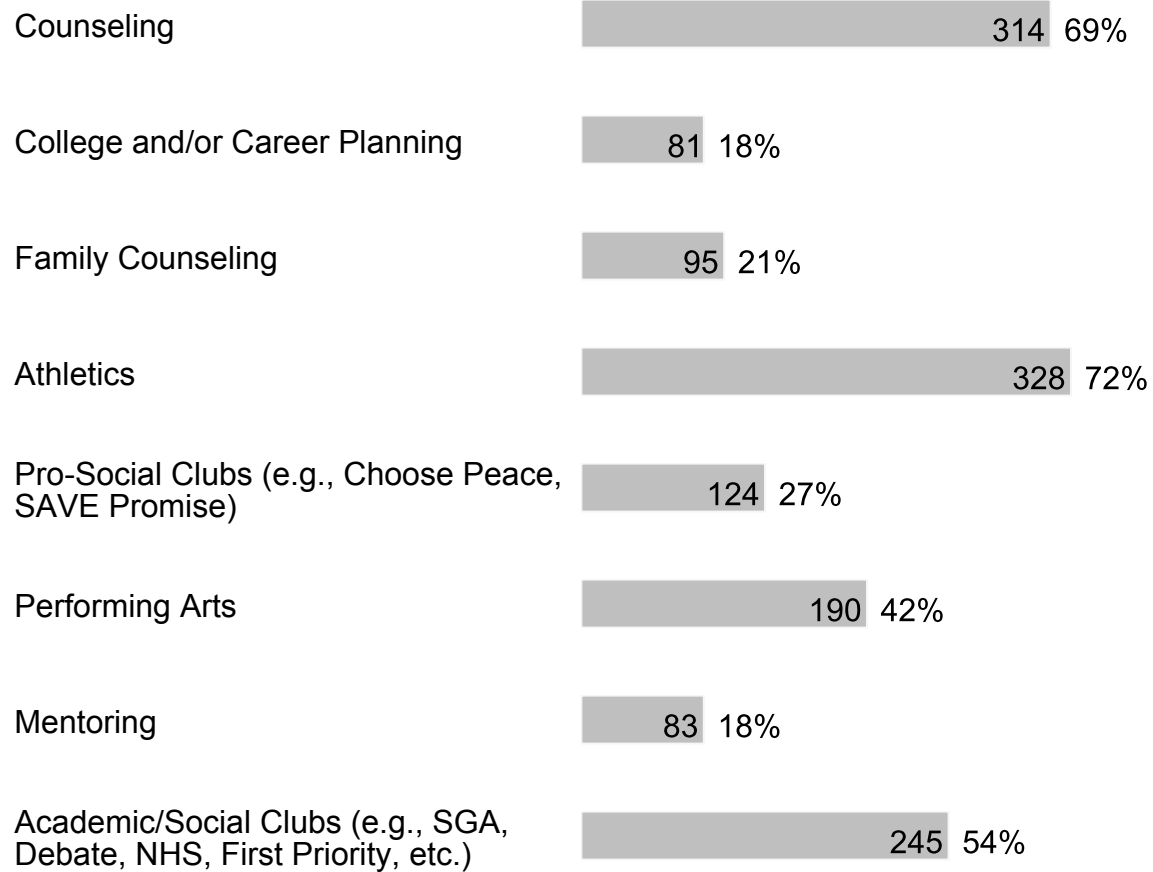
**5. My school provides me the support that I need.**

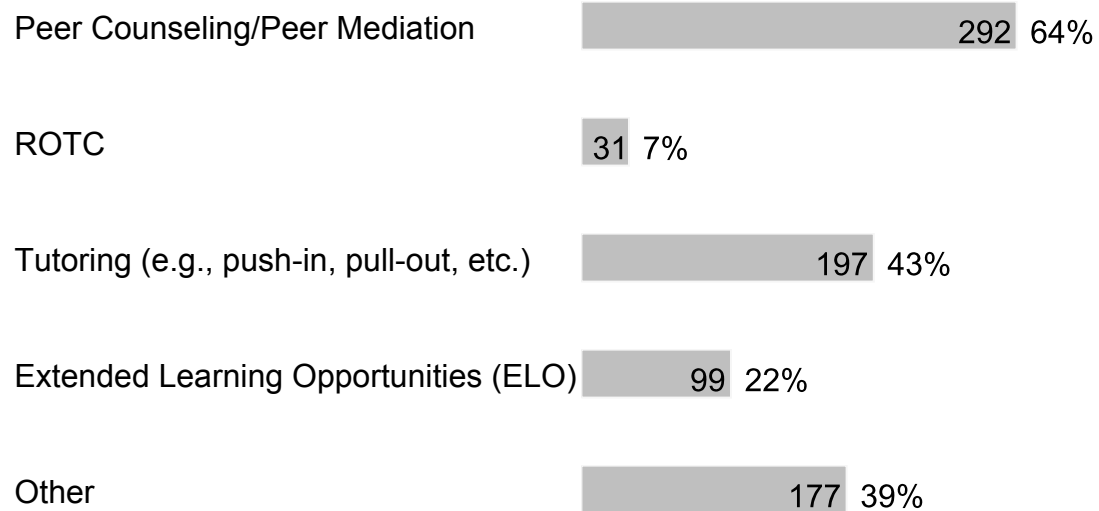




452 respondents

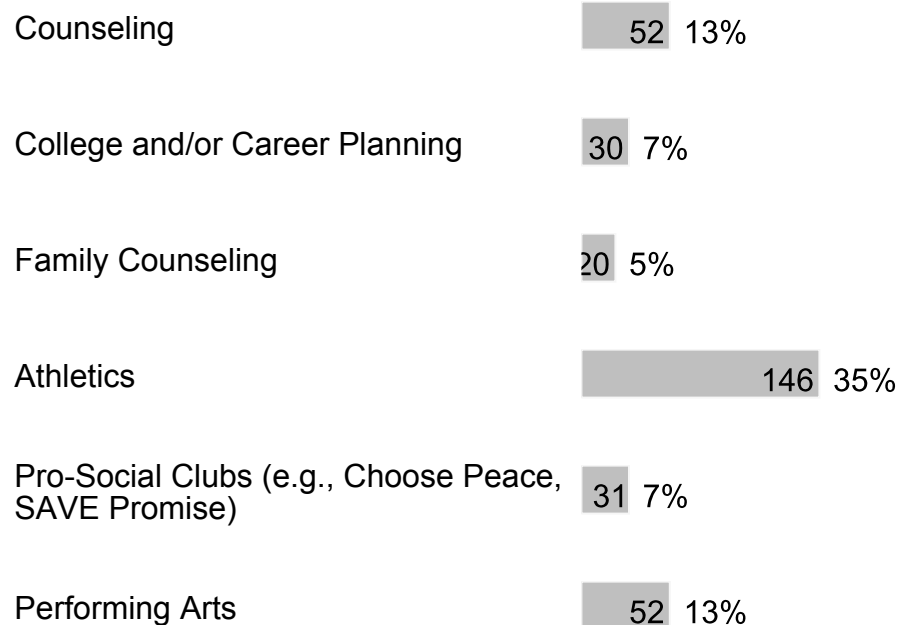
**6. At my school, the following programs/services are available (check all that apply):**

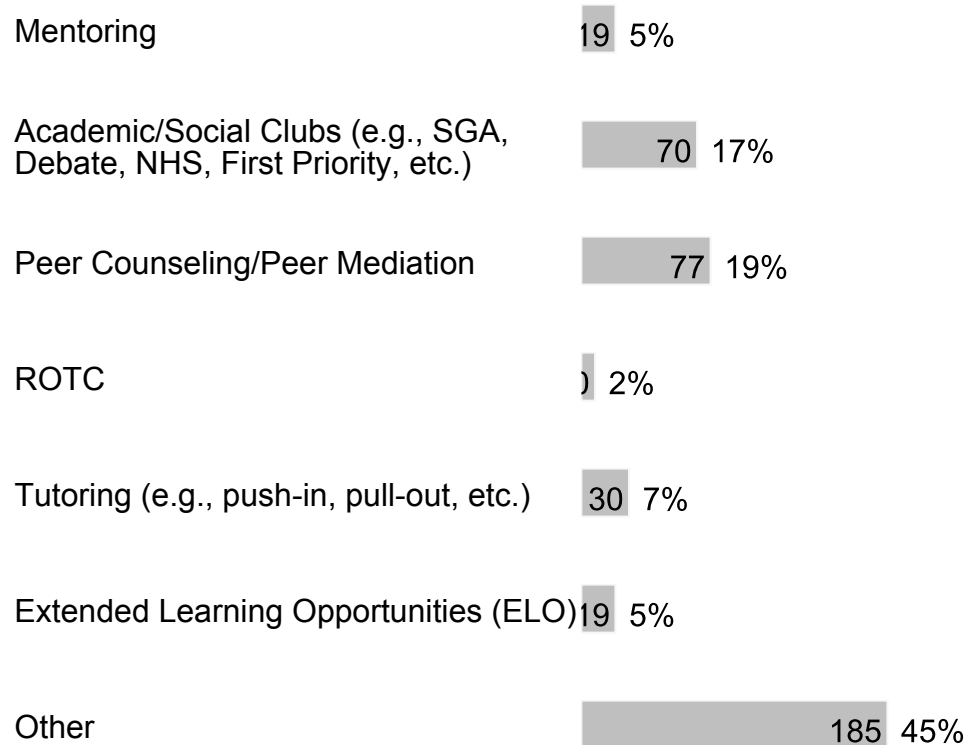




454 respondents

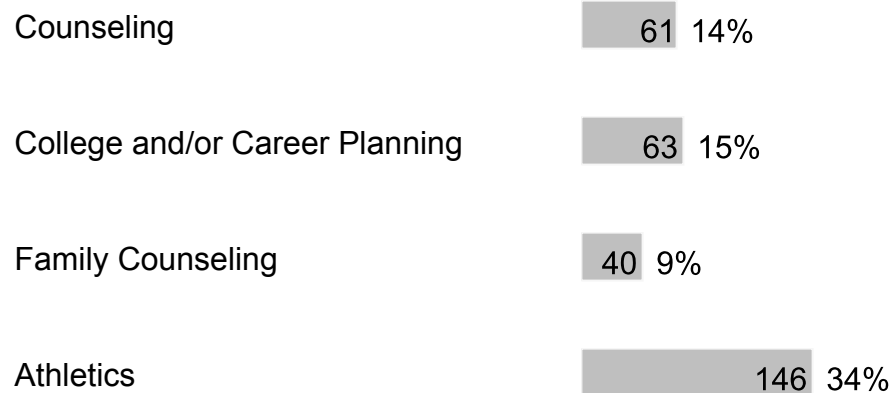
7. At my school, I participate in the following programs/services (check all that apply):

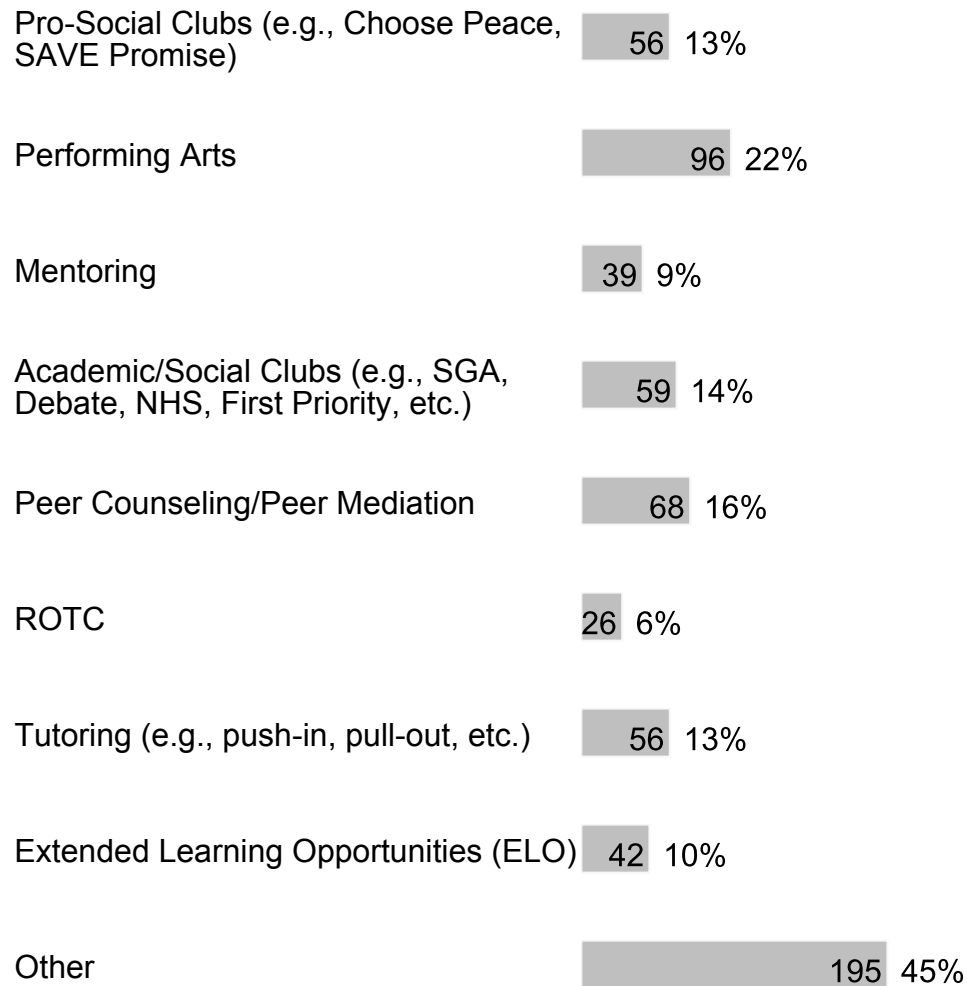




415 respondents

**8. These are the programs/services at my school that I value most or would value if they were available at my school (check all that apply):**





432 respondents

**9. I am friends with other students at this school.**

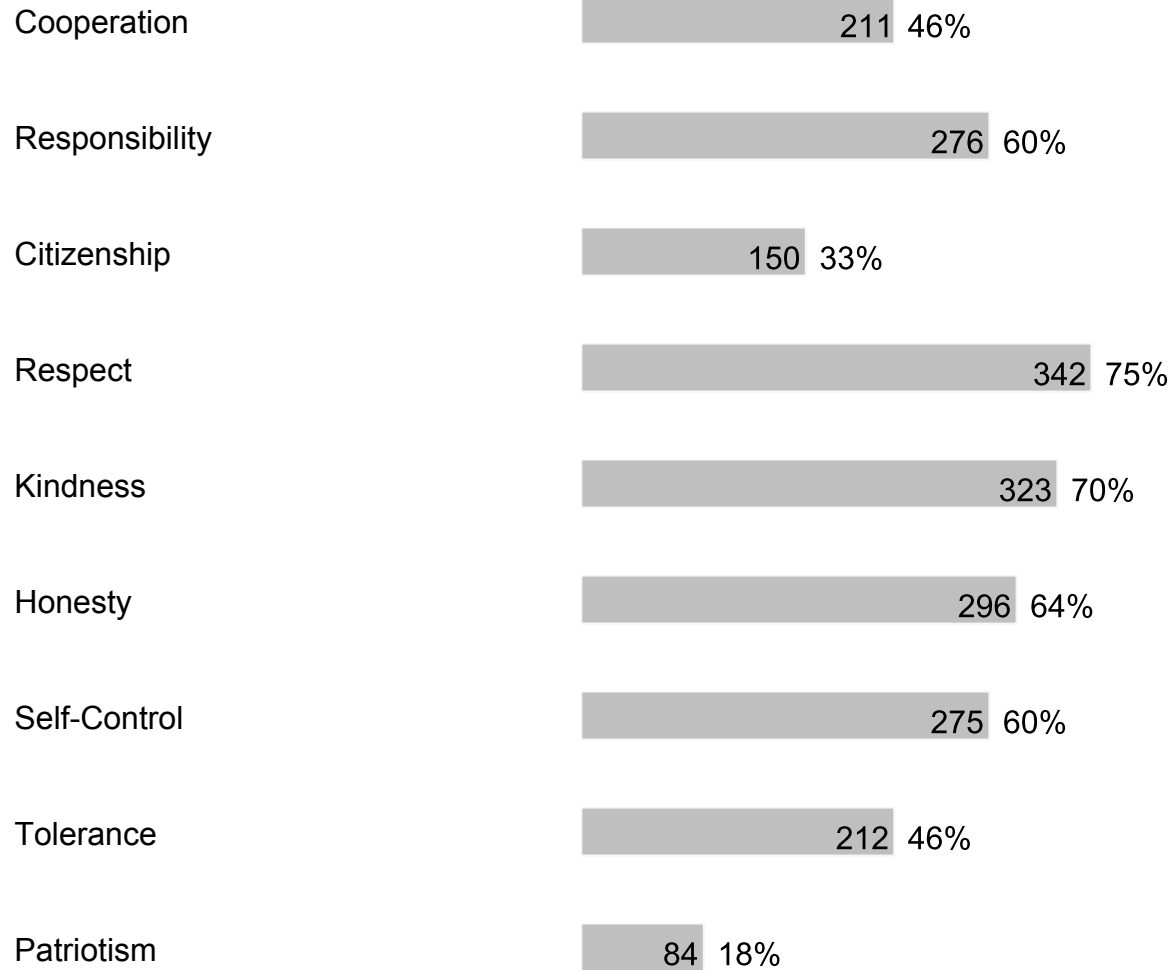


Disagree 2%

Strongly Disagree 2%


459 respondents

**10. Which character traits do you value the most in yourself and others? (check all that apply)**




459 respondents

**11. I receive acknowledgement and/or praise for my strengths or accomplishments by adults at my school.**



456 respondents


**12. I enjoy eating food prepared by the cafeteria.**




459 respondents

## G. Section 6

1. In my school, a high-quality education is offered.



2. My school provides me with challenging curriculum, uses a variety of teaching methods and learning experiences to develop the skills I need to succeed.

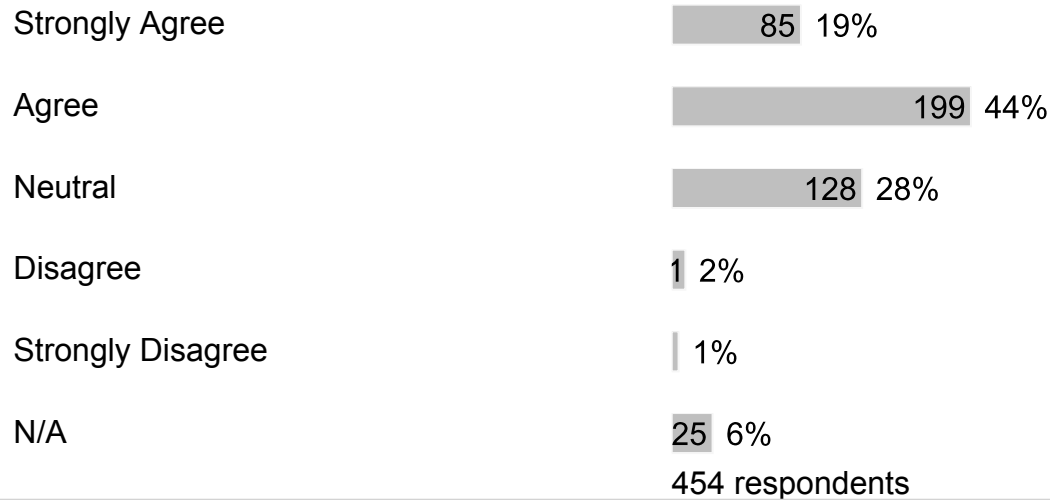


3. My school motivates me to set academic goals and learn new things.







**4. My teachers use tests, projects, presentations, and portfolios to assess my understanding of what was taught.**




**5. My school prepares me for success in the next school year.**




**6. Lessons and materials in our school prepare us to be effective users of media and technology.**



**7. In class, students spend considerable amounts of time actively engaged in learning (such as solving problems, discussing ideas, creating their own work, reading, writing, speaking and researching).**



**8. My teachers effectively engage students in the classroom and encourage creative thinking.**




453 respondents

**9. There are few distractions during class.**



451 respondents

**10. Students are encouraged to work in groups regularly.**



452 respondents

**11. Teachers are generally fair when it comes to grading student work.**



Strongly Disagree 38 8%  
455 respondents

**12. I give class presentations or share my work with classmates.**

Strongly Agree 44 10%  
Agree 149 33%  
Neutral 200 44%  
Disagree 37 8%  
Strongly Disagree 23 5%  
453 respondents

**13. I work on assignments that challenge me and/or take more than one class period to complete.**

Strongly Agree 70 15%  
Agree 180 40%  
Neutral 177 39%  
Disagree 2 3%  
Strongly Disagree 5 3%  
454 respondents

**14. I complete meaningful homework to review what I learned in class and/or prepare for the next day's lesson.**

Strongly Agree 55 12%  
Agree 166 37%  
Neutral 185 41%

Disagree 23 5%

Strongly Disagree 21 5%

450 respondents

**15. I receive feedback about my work that helps me better understand what I'm learning.**

Strongly Agree 48 11%

Agree 162 36%

Neutral 179 39%

Disagree 34 7%

Strongly Disagree 31 7%

454 respondents

**16. I am provided opportunities to correct or improve my work.**

Strongly Agree 57 13%

Agree 173 38%

Neutral 170 37%

Disagree 30 7%

Strongly Disagree 24 5%

454 respondents


**17. I am provided opportunities to participate in class discussions and activities.**

Strongly Agree 52 12%


Agree 187 41%



**18. My teachers explain their expectations so I can be successful.**




**19. My teachers provide me with information about how well I am doing in school.**




**20. Teachers regularly post information online or send home a newsletter.**

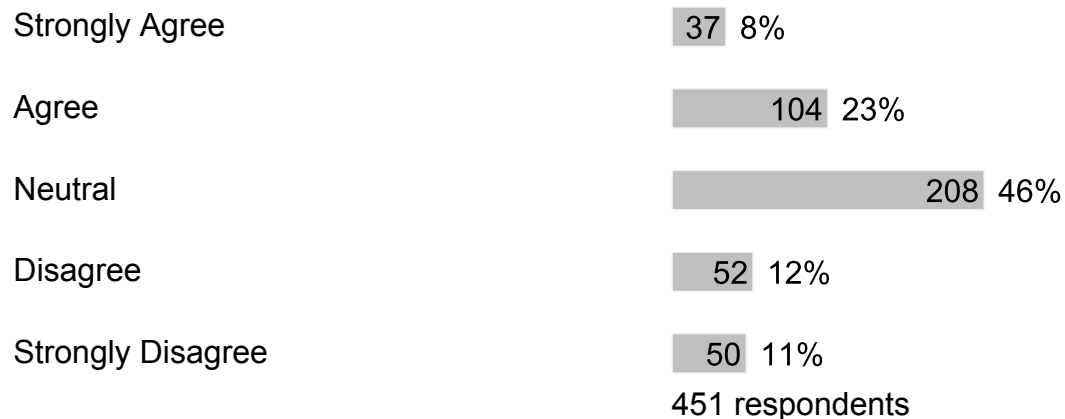





**21. My teachers keep my family informed of my academic progress.**




**22. My school considers students' opinions when changing rules/policies and planning ways to improve the school.**




**23. My school shares information about school success with my community.**



**24. Our school uses different ways to communicate what is happening to parents and students.**



**25. My school focuses on Customer Service (greeting with a smile and responding to questions and concerns within one business day).**



453 respondents

## H. Section 7

1. What else would you like to tell us about your school?

Free form text answers are available in the exported CSV report