

BCPS STUDENT (Grades 6-12) CUSTOMER SURVEY 2025

run on 09/10/2025





BCPS STUDENT (Grades 6-12) CUSTOMER SURVEY 2025

run on 09/10/2025

Custom Survey

1 survey(s) 348 response(s)

Report Filters

School:
N/A

Race:
N/A

Grade:
N/A

Gender:
N/A

Ethnicity:
N/A

Tag:
N/A

BCPS STUDENT (Grades 6-12) CUSTOMER SURVEY 2025

Demographics

Number of Responses | Percentages of Total Responses

1. Gender

Male	150	44%
Female	186	54%
Prefer not to answer	3	2%

344 respondents

2. Race

American Indian or Alaska Native	1	1%
Asian	18	5%
Black or African American	105	31%
Native Hawaiian or Other Pacific Islander	3	2%
White	101	30%

Multiracial 59 17%

Other 51 15%

342 respondents

3. Ethnicity

Hispanic 188 56%

Non-Hispanic or Latino 94 28%

Prefer not to answer 51 15%

333 respondents

4. Grade

Grade 6 153 44%

Grade 7 69 20%

Grade 8 122 35%

Grade 9 1 1%


Grade 10 0 0%

Grade 12 0 0%

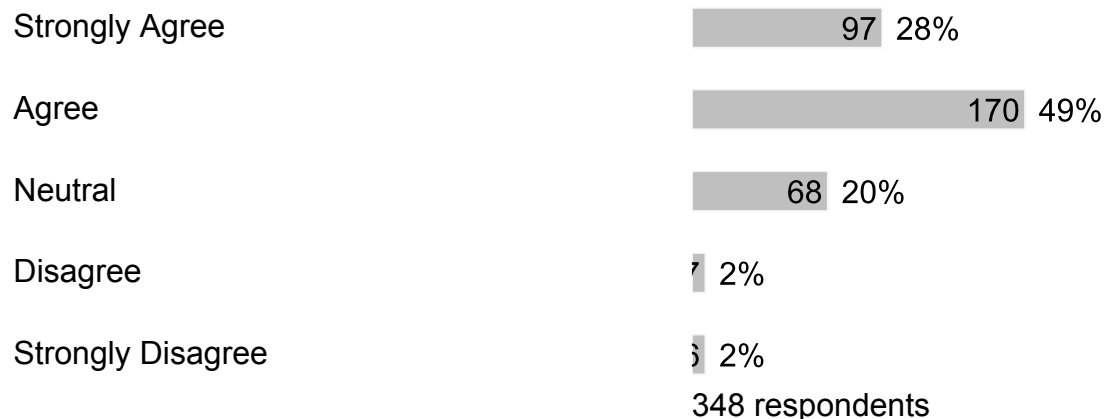
348 respondents

C. Section 2

1. I feel safe at my school.



2. I feel safe getting to and from my school.



3. *Note: Remember, this survey is anonymous, please report any bullying concerns to a trusted adult at your school. The next 10 questions ask about bullying. Bullying is when 1 or more students tease, threaten, spread rumors about, hit, shove, or hurt another student over and over again. It is not bullying when 2 students of about the same strength or power argue, fight or tease each other in a friendly way. During the past 12 months, have you ever been bullied on school property?

Yes 64 18%

No 284 82%

348 respondents

4. The primary location on school property where I was bullied during the last 12 months was:

On the school bus 1%

In the classroom 21 6%

In the cafeteria 9 3%

In the hallway 2 3%

In the restroom 1%

Other school area 5 4%

Does not apply to me 285 82%

348 respondents

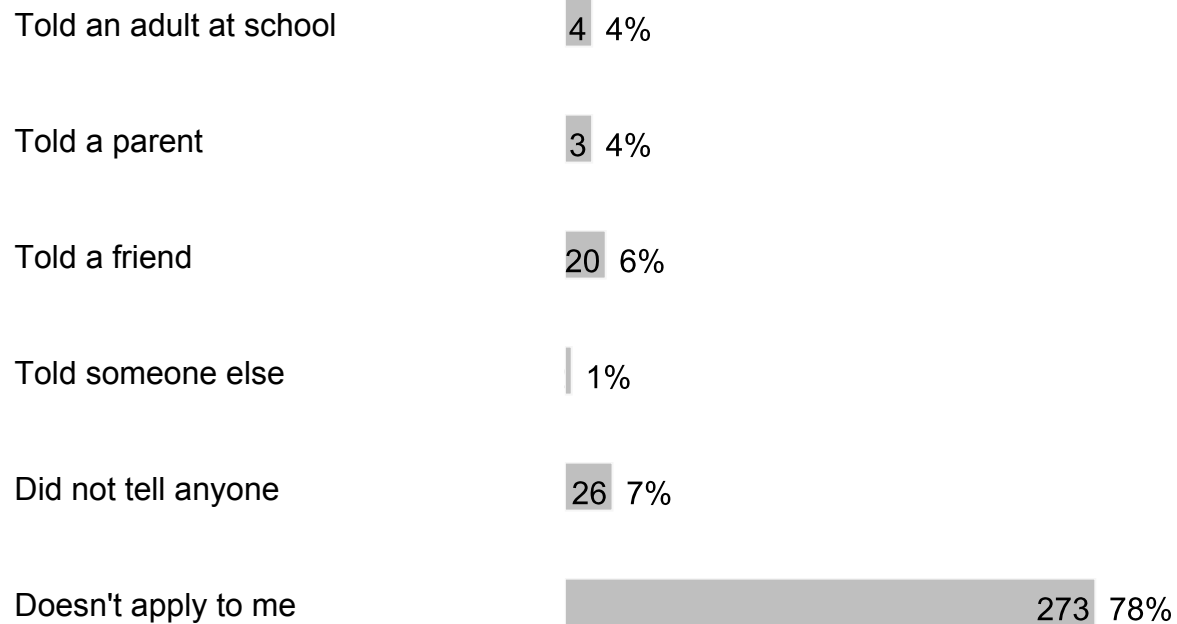
5. During the past 12 months, have you ever been electronically bullied? (Count being bullied through texting, Instagram, TikTok, Snapchat or other social media.)

Yes 38 11%

No 310 89%

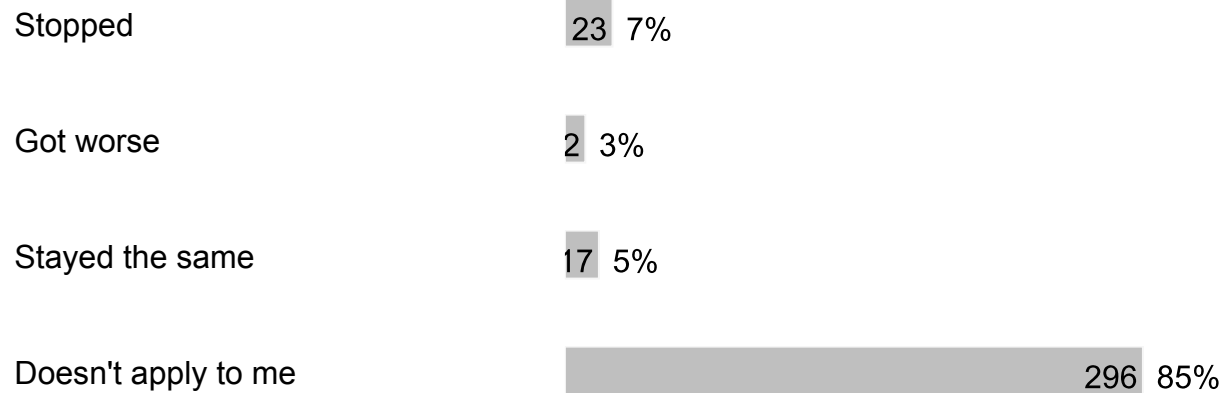
348 respondents

6. After I was bullied, I:



348 respondents

7. After I told an adult at school about being bullied, the bullying:



348 respondents

8. A teacher or another adult at school taught our class about what bullying is this school year.

Yes 286 82%

No 62 18%

348 respondents

9. I think bullying is wrong.

Strongly Agree 211 61%

Agree 98 28%

Neutral 30 9%

Disagree 1 1%

Strongly Disagree 5 2%

348 respondents

10. I know different ways to intervene or help if bullying were occurring or going to occur.

Strongly Agree 81 23%

Agree 133 38%

Neutral 110 32%

Disagree 4 4%

Strongly Disagree 0 3%

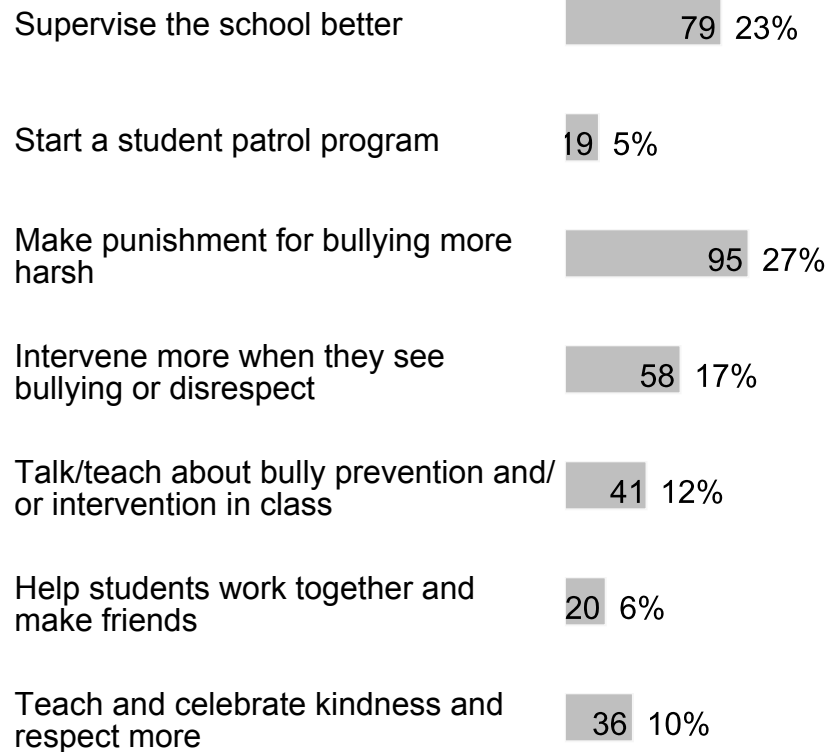
348 respondents

11. I would intervene or help if another student was being bullied.

Strongly Agree 75 22%

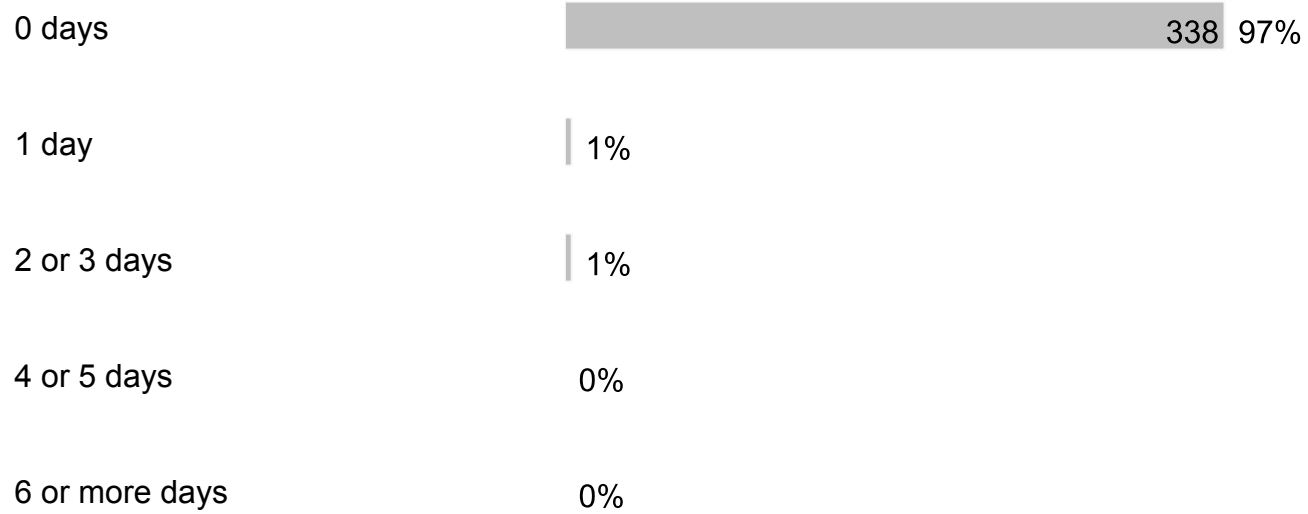


12. What can adults do to help stop bullying at school?



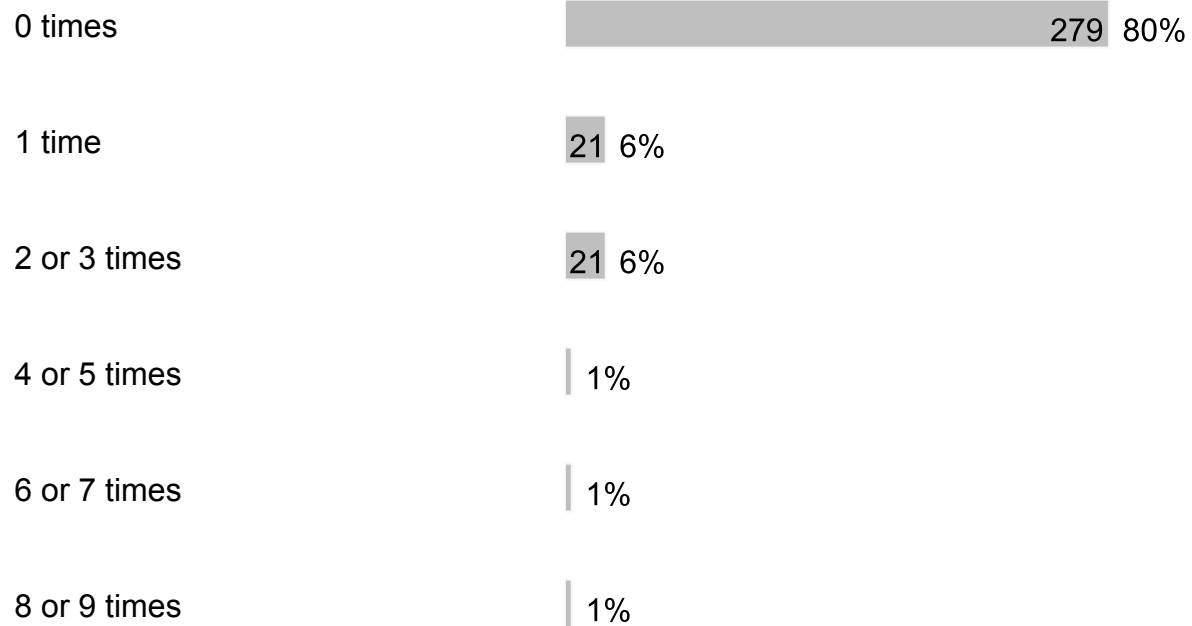
348 respondents

13. During the past 30 days, how many days did you carry a weapon such as a gun, knife or club on school property?



348 respondents

14. During the past 30 days, how many times have you been threatened by another student at school?



10 or 11 times | 1%

12 or more times | 3%

348 respondents

15. During the past 12 months, how many times were you in a physical fight on school property?

0 times | 302 87%

1 time | 25 7%

2 or 3 times | 0 3%

4 or 5 times | 0%

6 or 7 times | 0%

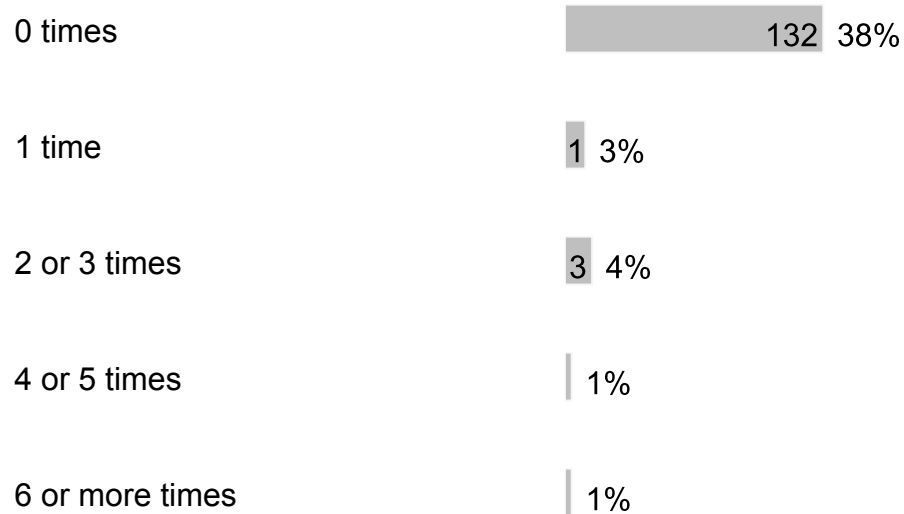
8 or 9 times | 1%

12 or more times | 1%

347 respondents

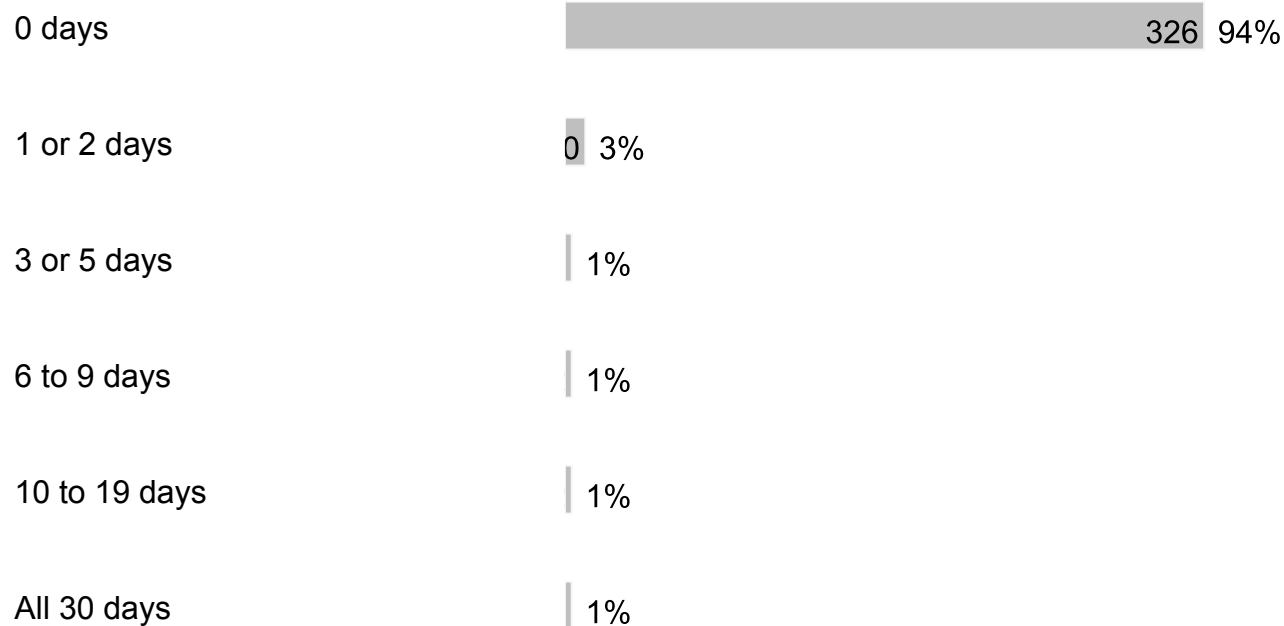
16. During the past 12 months, how many times did someone you were dating or going out with physically hurt you on purpose? (Count such things as being hit, slammed into something or injured with an object or weapon.)

I did not date or go out with anyone during the past 12 months | 183 53%



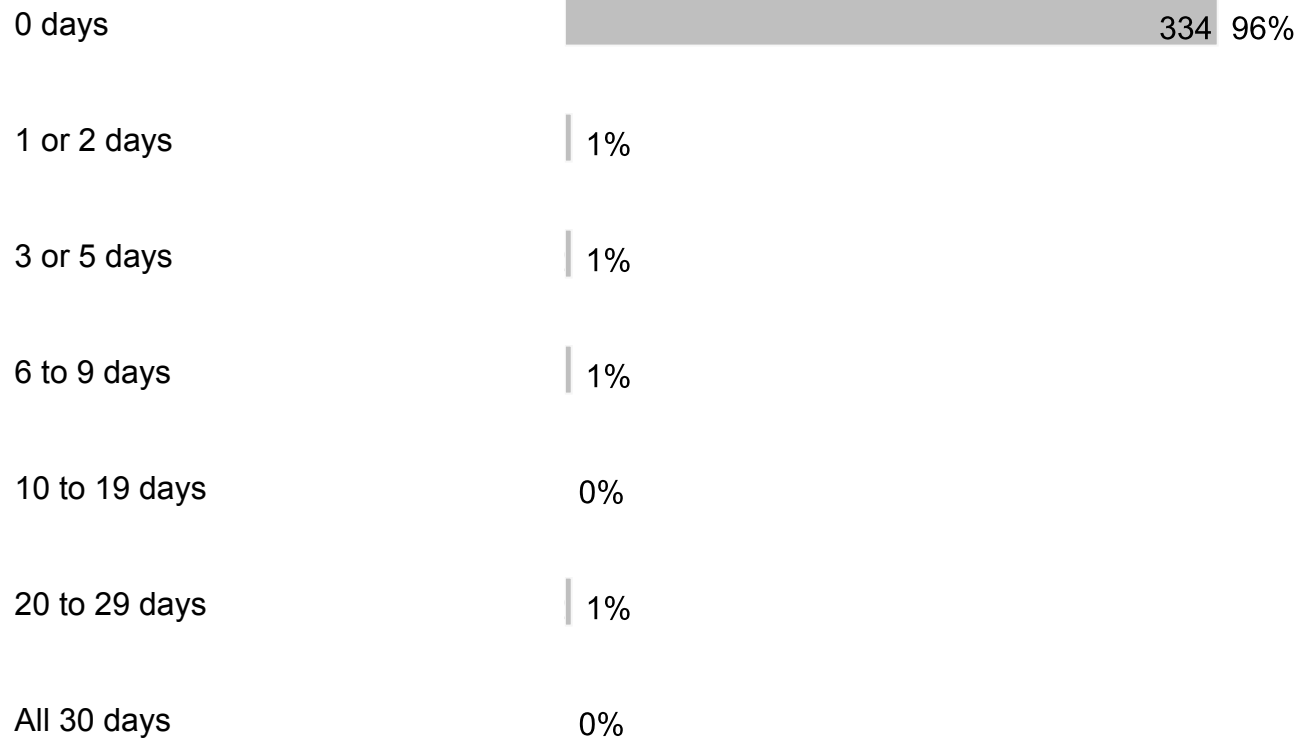
348 respondents

17. During the past 30 days, how many days did you have at least one drink of alcohol? (Alcohol includes drinking beer, wine, flavored alcoholic beverages and liquor such as rum, gin, vodka, whiskey, etc.) For the purpose of this question, drinking alcohol does not include drinking a few sips of wine for religious purposes.



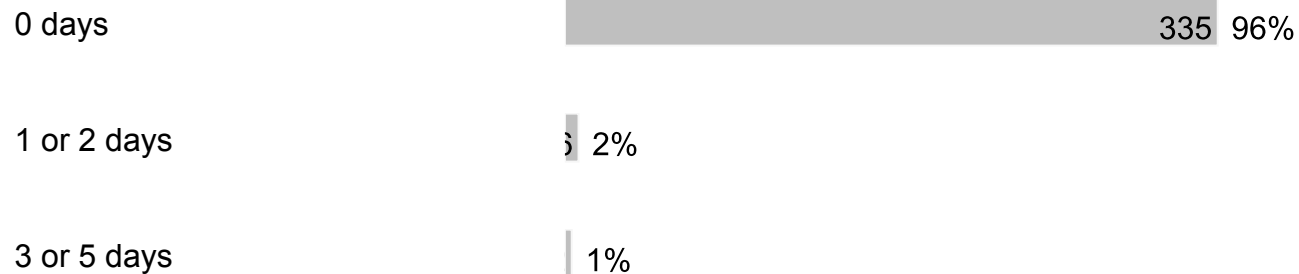
348 respondents

18. During the past 30 days, how many days did you use an electronic vapor product? (Electronic vapor products include JUUL, SMOK, Suorin, Vuse, blu e-cigarettes, vapes, vape pens, e-cigars, e-hookahs, hookah pens, mods, etc.)



348 respondents

19. During the past 30 days, how many days did you use marijuana (also called pot or weed)? Do not count CBD-only or hemp products, which come from the same plant as marijuana, but do not cause a high when used alone.



6 to 9 days | 1%

10 to 19 days 0%

20 to 29 days 0%

348 respondents

20. During the school year, I participated in alcohol, other drug or tobacco prevention activities or lessons.

Yes 123 35%

No 225 65%

348 respondents

21. I believe drinking alcohol is bad for your brain.

Yes 318 91%

No 30 9%

348 respondents

22. In your opinion, what percentage of Broward County students in grades 6 - 12 choose not to drink alcohol?

25% 98 28%

50% 90 26%

75%

72 21%

Over 80%

88 25%

348 respondents

23. I believe using drugs are bad for your health.

Yes

334 96%

No

4 4%

348 respondents

24. At what age is a human brain fully developed?

15

2 3%

18

55 16%

25

281 81%

348 respondents

25. My school is clean and well-maintained.

Strongly Agree

22 6%

Agree

61 18%

Neutral

130 37%

Disagree

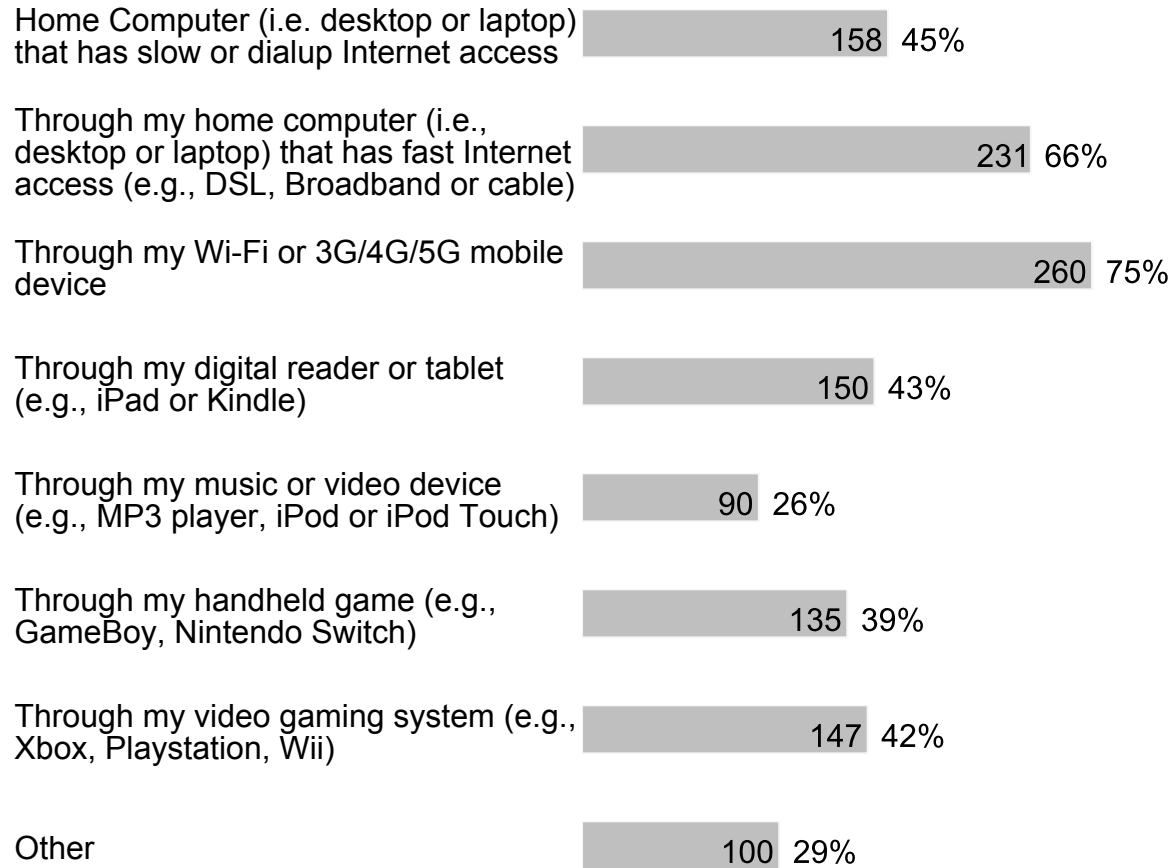
66 19%

Strongly Disagree

69 20%
348 respondents

D. Section 3

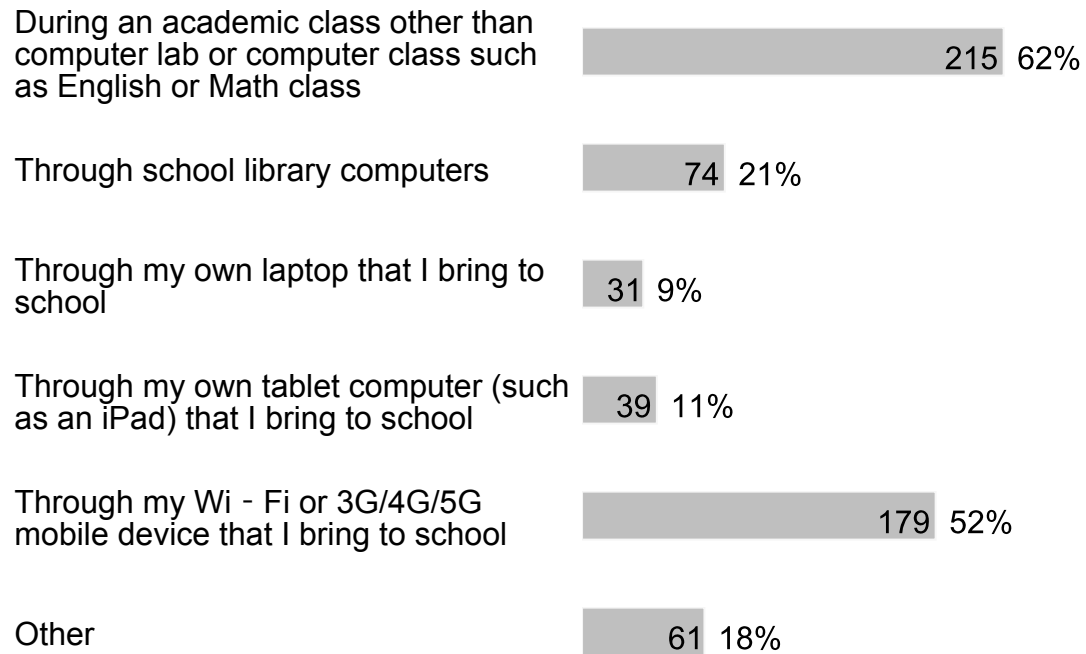
1. During a typical week, I have access to the internet at home in the following ways (check all that apply):



348 respondents

2. During a typical school day, I have access to the internet at school in the following ways (check all that apply):

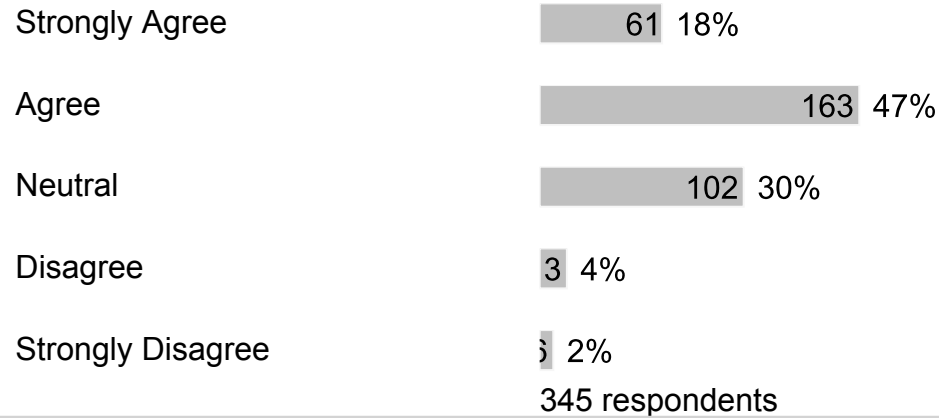




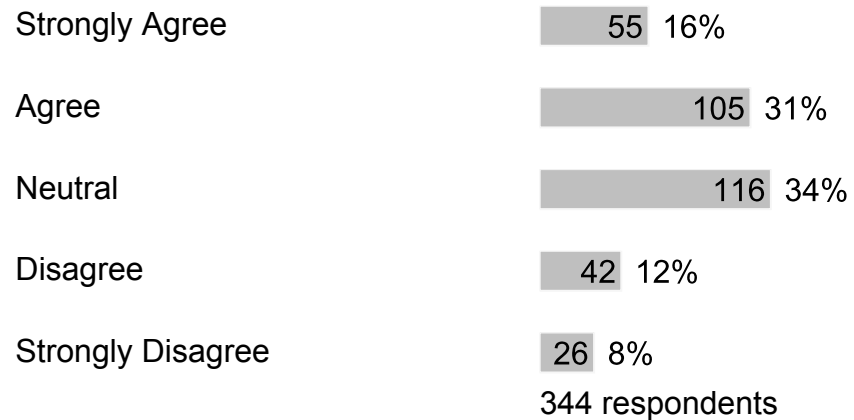
345 respondents

E. Section 4

1. My school provides sufficient material resources (books, supplies, technology, etc.) to meet my needs.




2. I would recommend my school to my friends.




F. Section 5

1. If I have a problem, I know who I can go to for help.




344 respondents

2. In my school, students treat adults with respect.




345 respondents

3. In my school, adults treat students with respect.



344 respondents

4. In my school, students treat each other with respect.



346 respondents

5. My school provides me the support that I need.

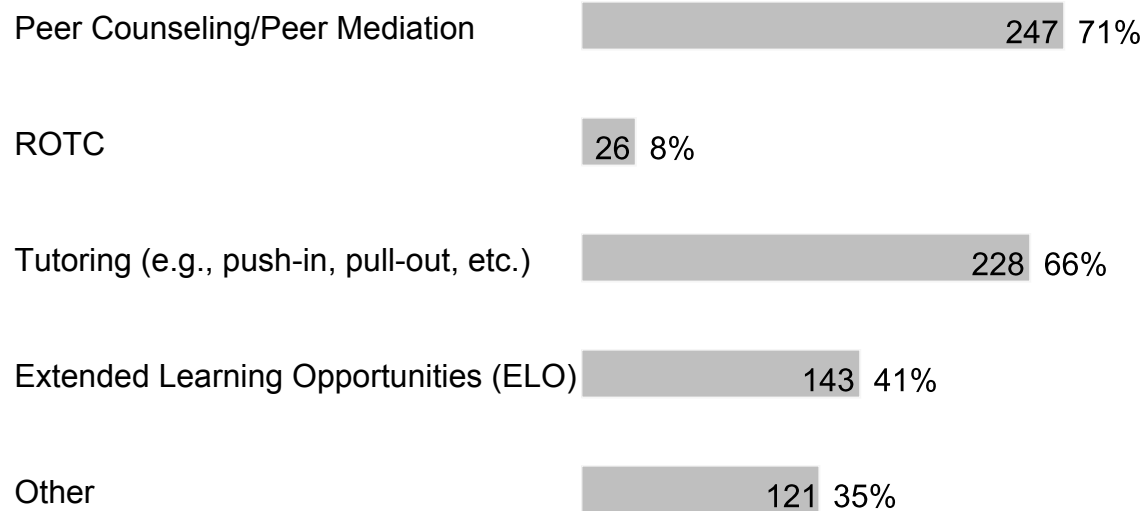


Agree	137	40%
Neutral	125	36%
Disagree	17	5%
Strongly Disagree	17	5%

346 respondents

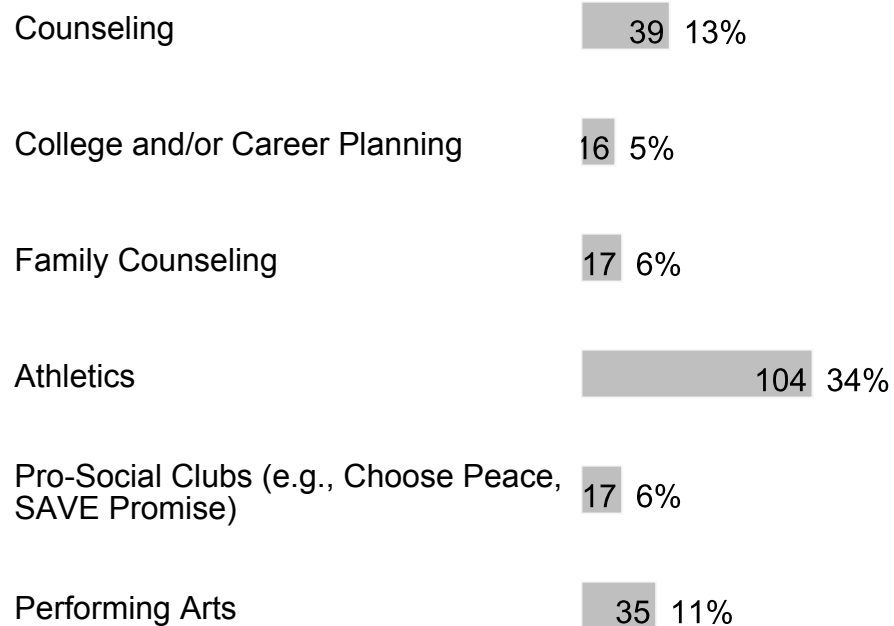
6. At my school, the following programs/services are available (check all that apply):

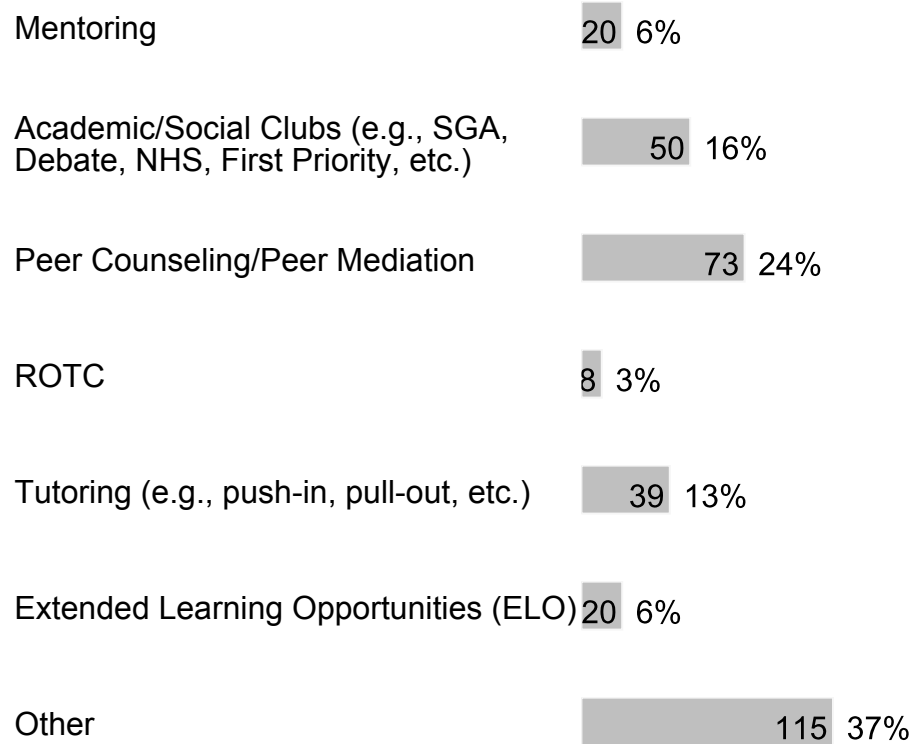
Counseling	250	72%
College and/or Career Planning	90	26%
Family Counseling	95	27%
Athletics	275	79%
Pro-Social Clubs (e.g., Choose Peace, SAVE Promise)	122	35%
Performing Arts	115	33%
Mentoring	95	27%
Academic/Social Clubs (e.g., SGA, Debate, NHS, First Priority, etc.)	210	61%



346 respondents

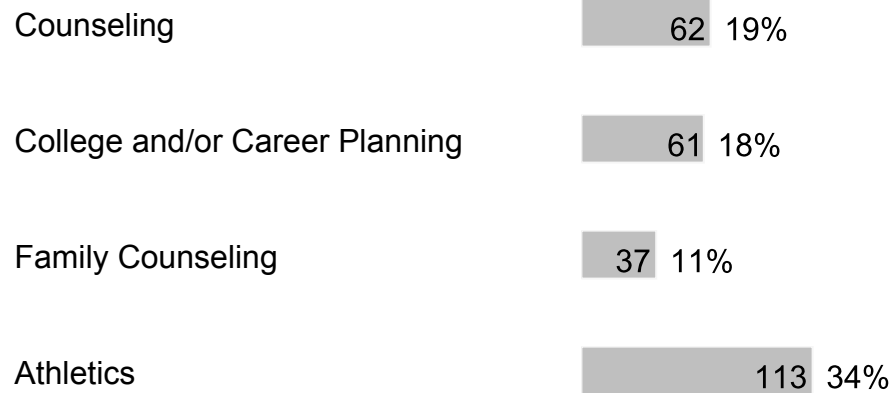
7. At my school, I participate in the following programs/services (check all that apply):

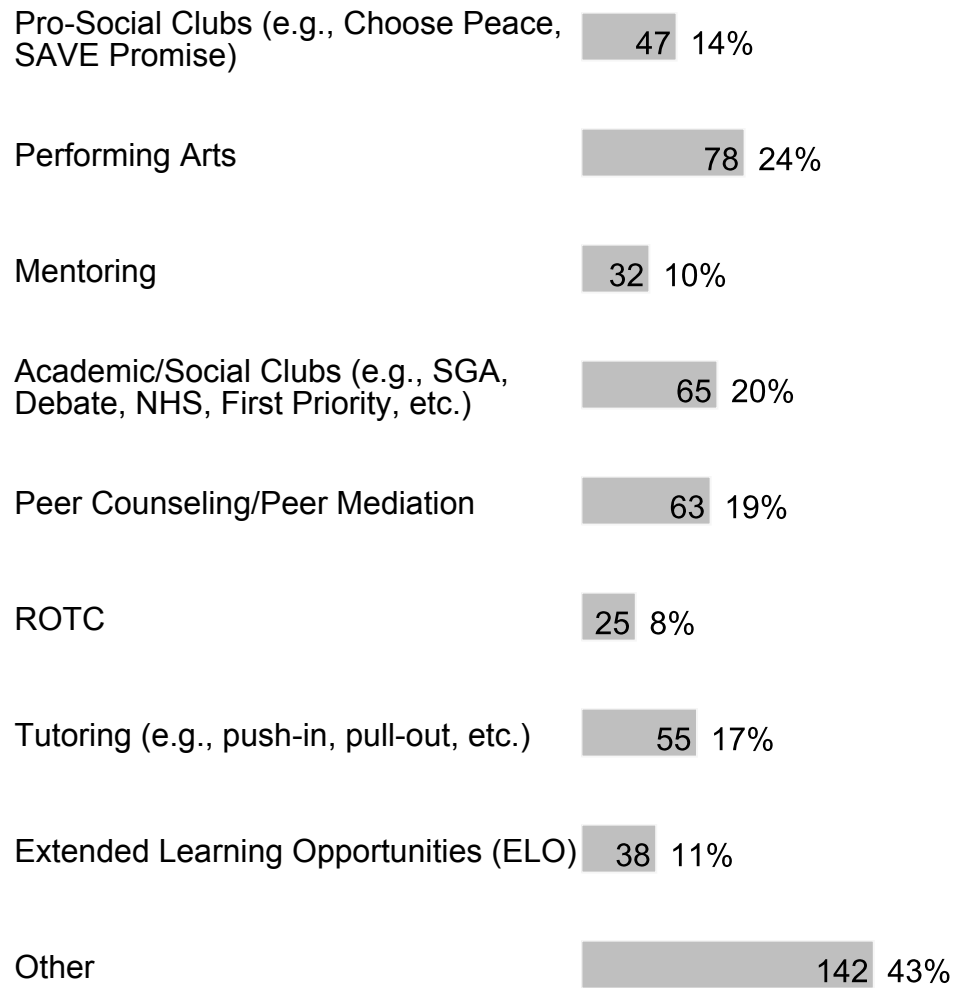




308 respondents

8. These are the programs/services at my school that I value most or would value if they were available at my school (check all that apply):





331 respondents

9. I am friends with other students at this school.

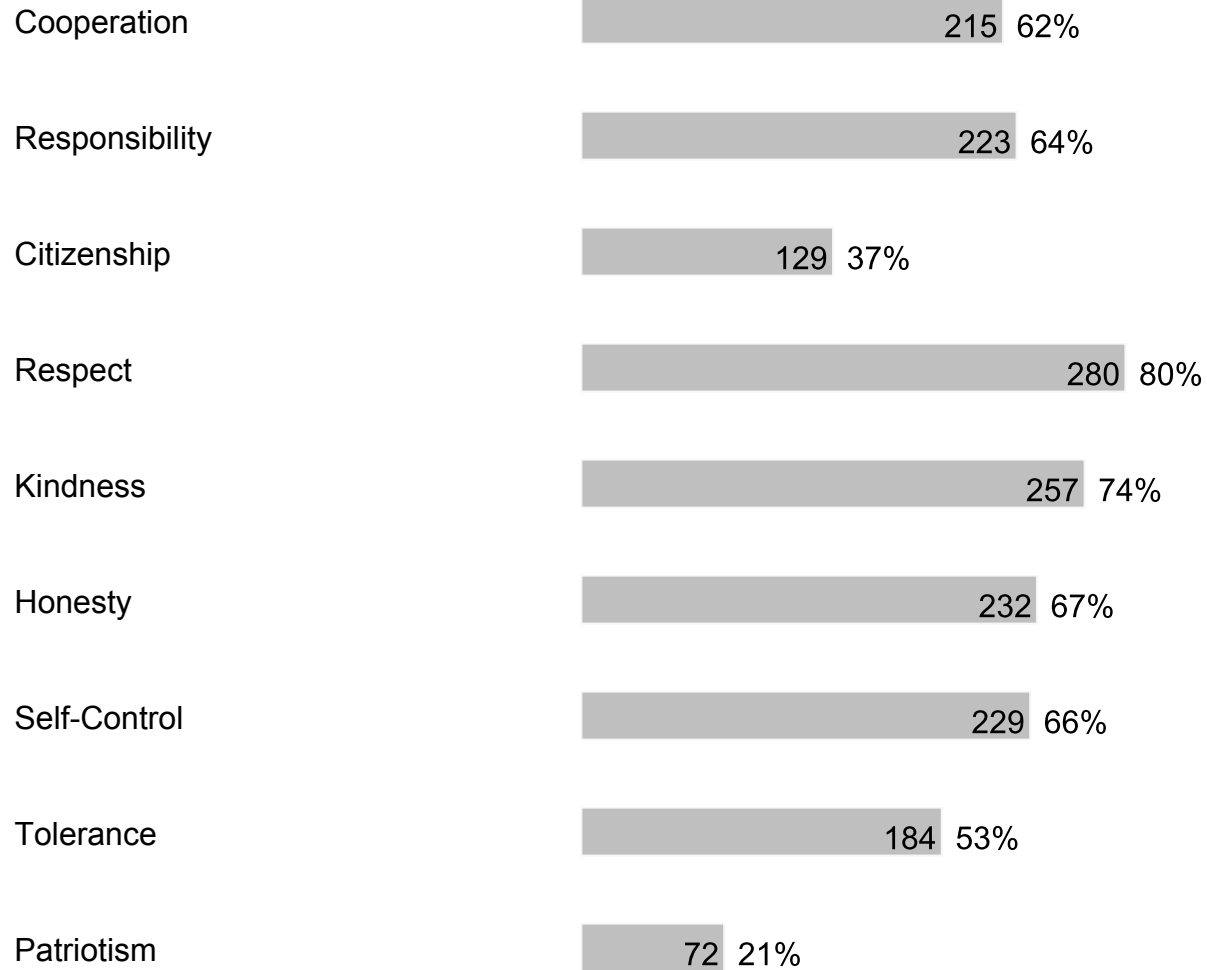


Disagree | 1%

Strongly Disagree | 1%

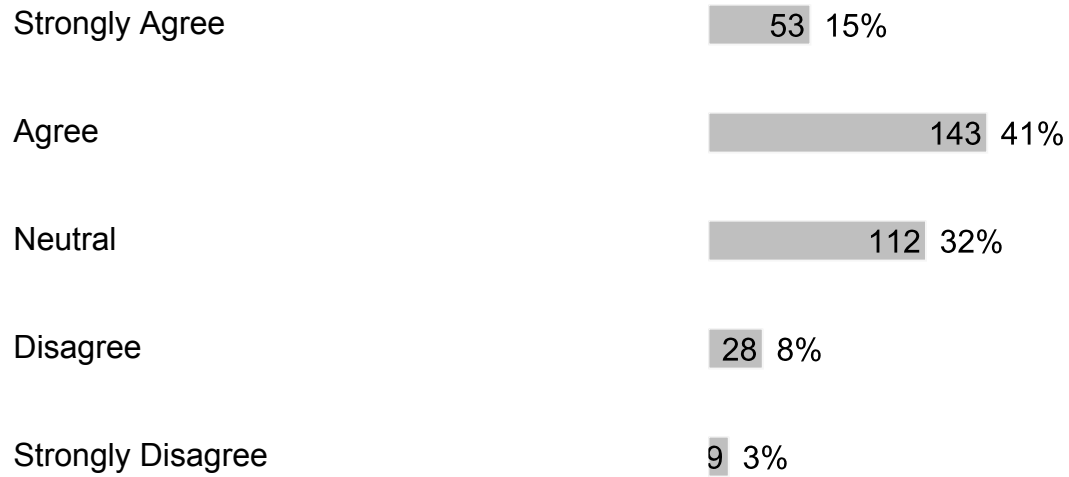
348 respondents

10. Which character traits do you value the most in yourself and others? (check all that apply)




348 respondents

11. I receive acknowledgement and/or praise for my strengths or accomplishments by adults at my school.



345 respondents


12. I enjoy eating food prepared by the cafeteria.



348 respondents


G. Section 6

1. In my school, a high-quality education is offered.



348 respondents

2. My school provides me with challenging curriculum, uses a variety of teaching methods and learning experiences to develop the skills I need to succeed.



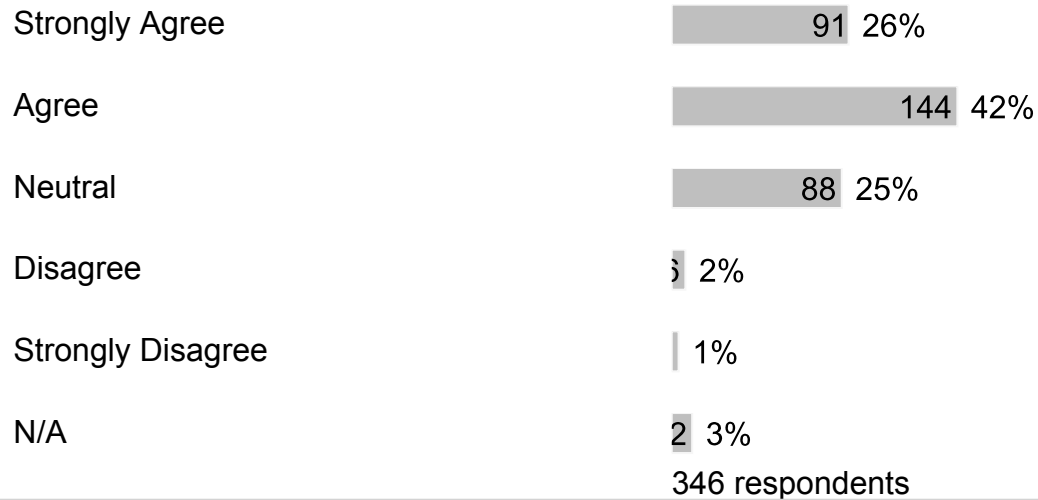
345 respondents

3. My school motivates me to set academic goals and learn new things.

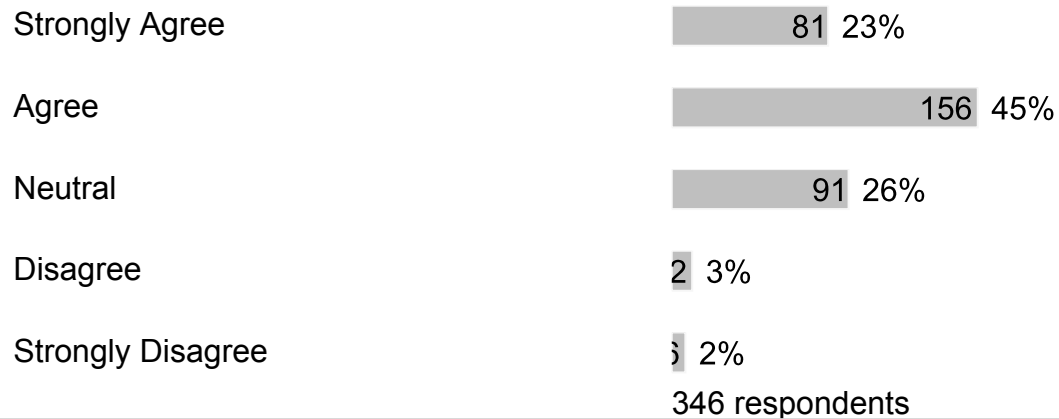





4. My teachers use tests, projects, presentations, and portfolios to assess my understanding of what was taught.




5. My school prepares me for success in the next school year.



6. Lessons and materials in our school prepare us to be effective users of media and technology.



7. In class, students spend considerable amounts of time actively engaged in learning (such as solving problems, discussing ideas, creating their own work, reading, writing, speaking and researching).



8. My teachers effectively engage students in the classroom and encourage creative thinking.




343 respondents

9. There are few distractions during class.




344 respondents

10. Students are encouraged to work in groups regularly.



344 respondents

11. Teachers are generally fair when it comes to grading student work.



Strongly Disagree 3 4%
346 respondents

12. I give class presentations or share my work with classmates.

Strongly Agree 39 11%
Agree 112 32%
Neutral 146 42%
Disagree 34 10%
Strongly Disagree 4 4%
345 respondents

13. I work on assignments that challenge me and/or take more than one class period to complete.

Strongly Agree 69 20%
Agree 159 46%
Neutral 98 29%
Disagree 1 3%
Strongly Disagree 3 2%
343 respondents

14. I complete meaningful homework to review what I learned in class and/or prepare for the next day's lesson.

Strongly Agree 52 15%
Agree 144 42%
Neutral 122 36%

Disagree 5 4%

Strongly Disagree 0 3%

343 respondents

15. I receive feedback about my work that helps me better understand what I'm learning.

Strongly Agree 45 13%

Agree 141 41%

Neutral 123 36%

Disagree 21 6%

Strongly Disagree 3 4%

343 respondents

16. I am provided opportunities to correct or improve my work.

Strongly Agree 55 16%

Agree 140 41%

Neutral 119 35%

Disagree 19 6%

Strongly Disagree 3 2%

341 respondents

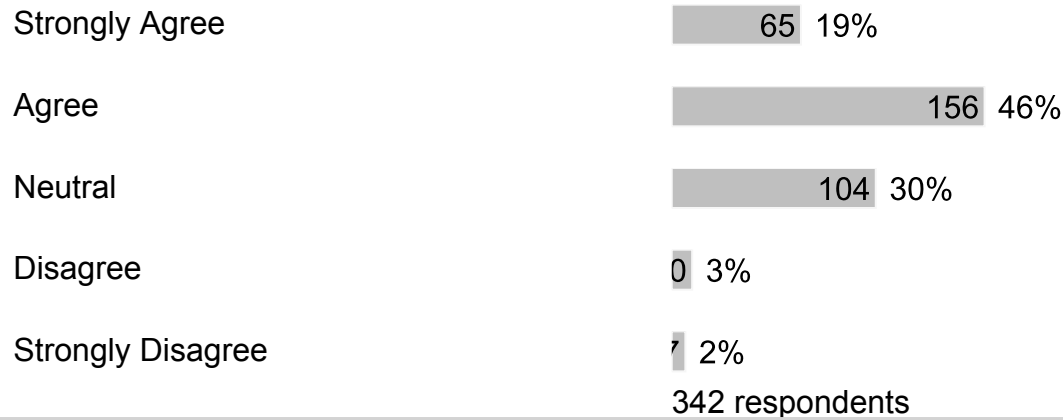
17. I am provided opportunities to participate in class discussions and activities.

Strongly Agree 58 17%

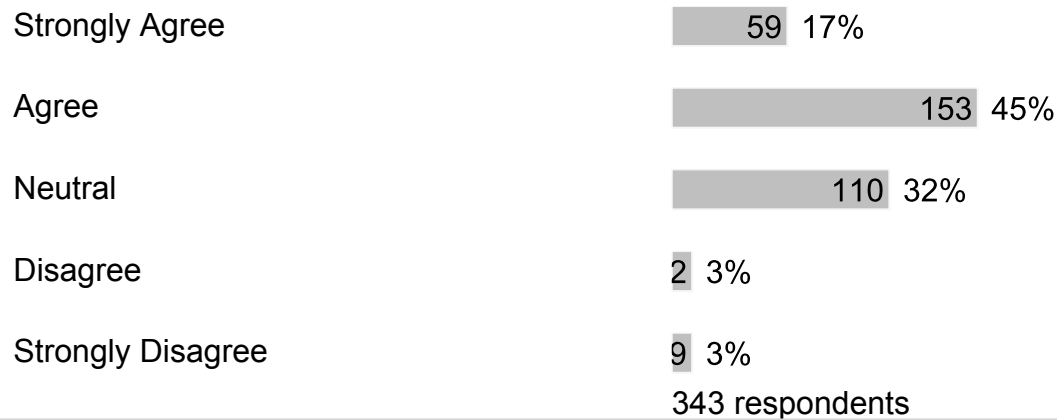
Agree 161 47%



18. My teachers explain their expectations so I can be successful.




19. My teachers provide me with information about how well I am doing in school.




20. Teachers regularly post information online or send home a newsletter.







21. My teachers keep my family informed of my academic progress.




22. My school considers students' opinions when changing rules/policies and planning ways to improve the school.




23. My school shares information about school success with my community.



24. Our school uses different ways to communicate what is happening to parents and students.



25. My school focuses on Customer Service (greeting with a smile and responding to questions and concerns within one business day).



341 respondents

H. Section 7

1. What else would you like to tell us about your school?

Free form text answers are available in the exported CSV report