

# BCPS SCHOOL STAFF CUSTOMER SURVEY 2025

---

run on 09/25/2025





# BCPS SCHOOL STAFF CUSTOMER SURVEY 2025

run on 09/25/2025

Custom Survey

1 survey(s) 41 response(s)

## Report Filters

**School:**  
N/A

**Ethnicity:**  
N/A

**Experience:**  
N/A

**Gender:**  
N/A

**Role:**  
N/A

**Tag:**  
N/A

## BCPS SCHOOL STAFF CUSTOMER SURVEY 2025

### Demographics

Number of Responses | Percentages of Total Responses

#### 1. Gender

Male	4	10%
Female	33	80%
Prefer not to answer	4	10%

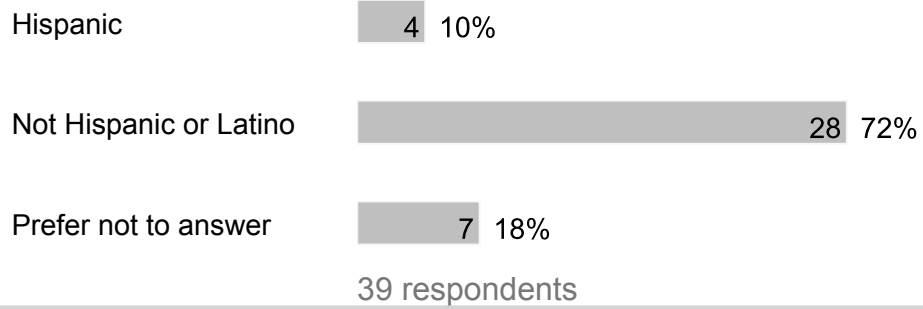
41 respondents

#### 2. Ethnicity

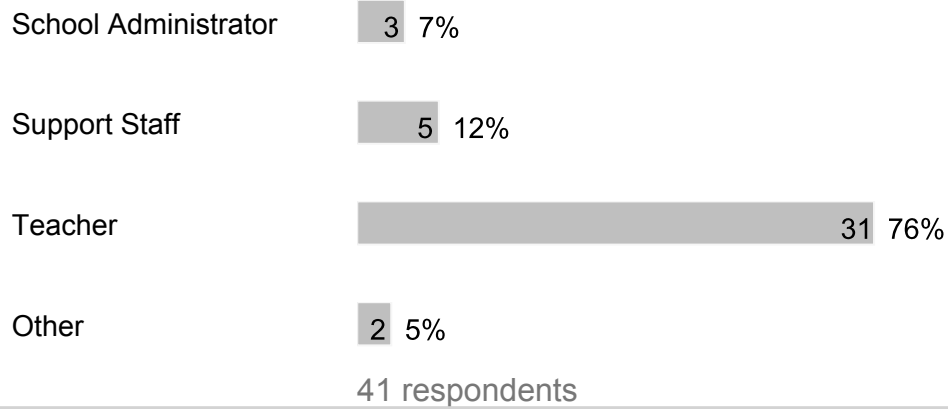
Asian	1	3%
Black or African American	11	29%
White	22	58%
Other	4	11%

38 respondents

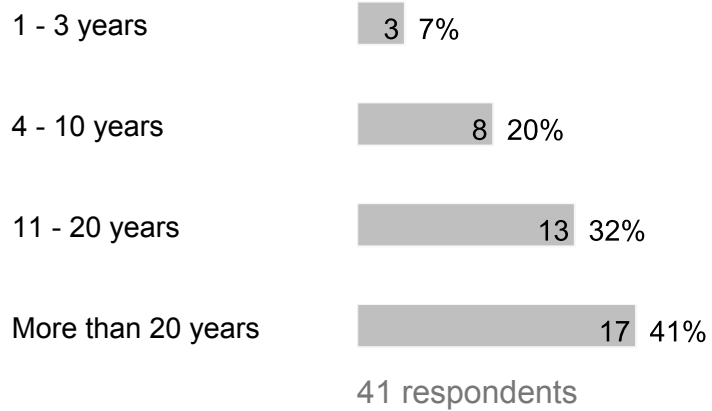
#### 3. Ethnicity



#### 4. Role




#### 5. Experience




## C. Section 2


### 1. I feel safe at my school.



### 2. I would recommend my school to my friends and/or family.



3. The next 4 questions ask about bullying. Bullying is when 1 or more students tease, threaten, spread rumors about, hit, shove, or hurt another student over and over again. It is not bullying when 2 students of about the same strength or power argue, fight or tease each other in a friendly way. Have students bullied or cyberbullied one another at school this year?





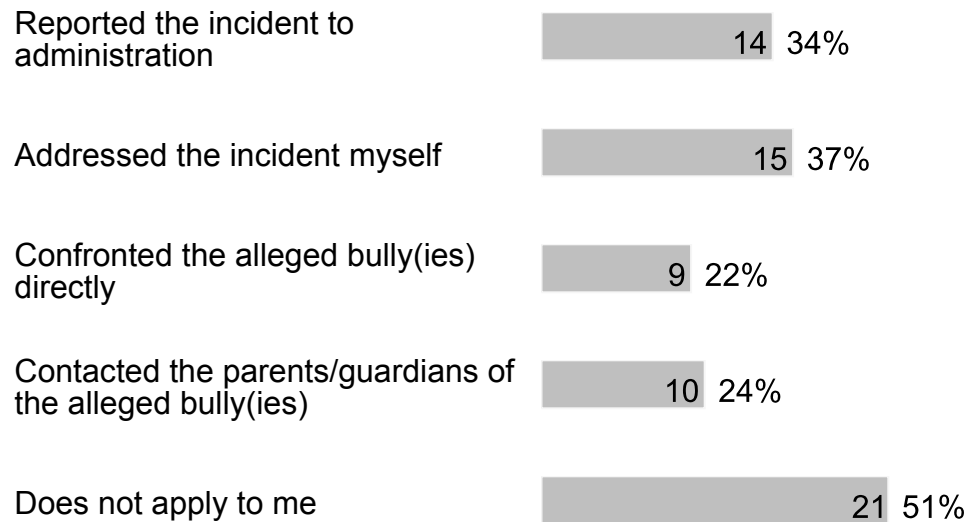
41 respondents

**4. Has a student reported an incident of bullying or cyberbullying to you this year?**



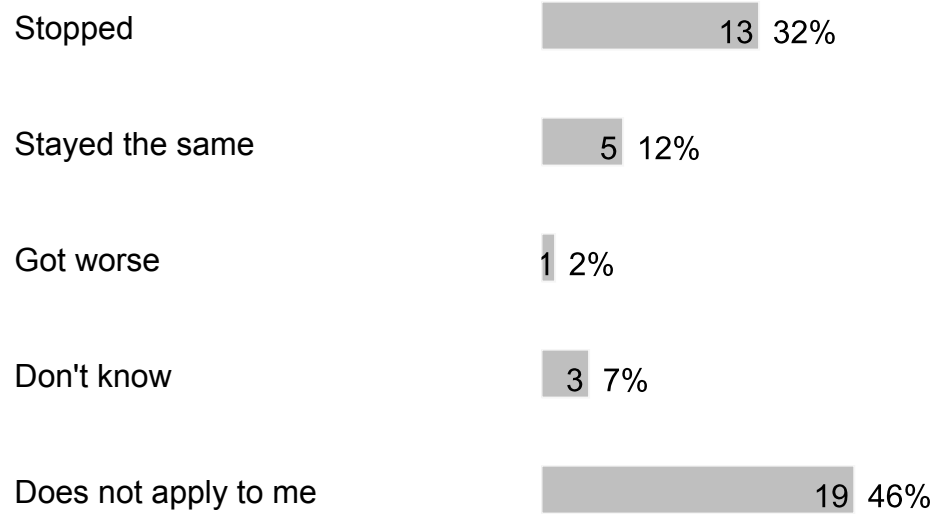
41 respondents

**5. After an incident of bullying or cyberbullying was reported to me, I did the following (check all that apply):**



41 respondents

**6. After addressing the bullying or cyberbullying reported to me, the bullying:**



41 respondents

**7. In my school, rules are applied equally to students.**




40 respondents

## D. Section 3

1. My school provides technology and internet access to help me do my job efficiently and effectively.

Strongly Agree  19 46%

Agree  14 34%


Neutral  5 12%

Disagree  3 7%


41 respondents

## E. Section 4

1. Our school provides teachers with sufficient instructional material and informational resources to meet students' needs.




2. Teachers in our school use a variety of technology as instructional resources.



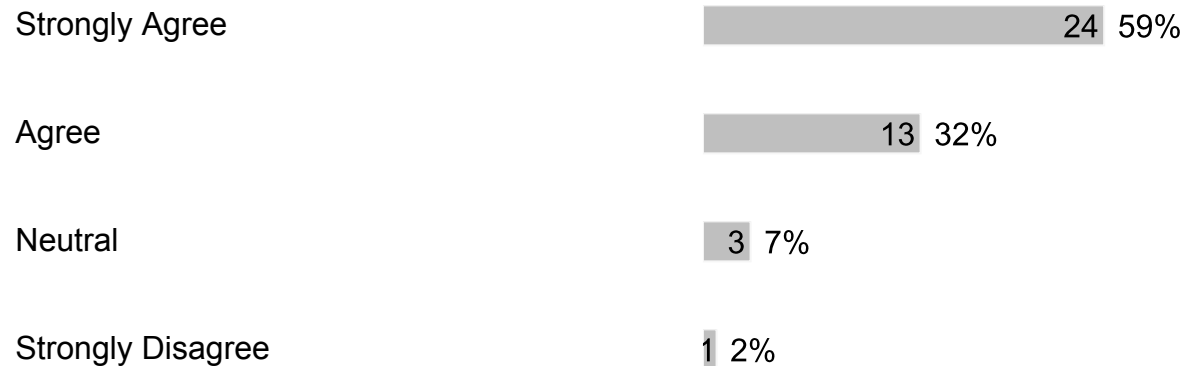
## F. Section 5

1. If students have a problem, they know who they can go to for help.



41 respondents

2. If students have a problem, they can come to me for help.



41 respondents

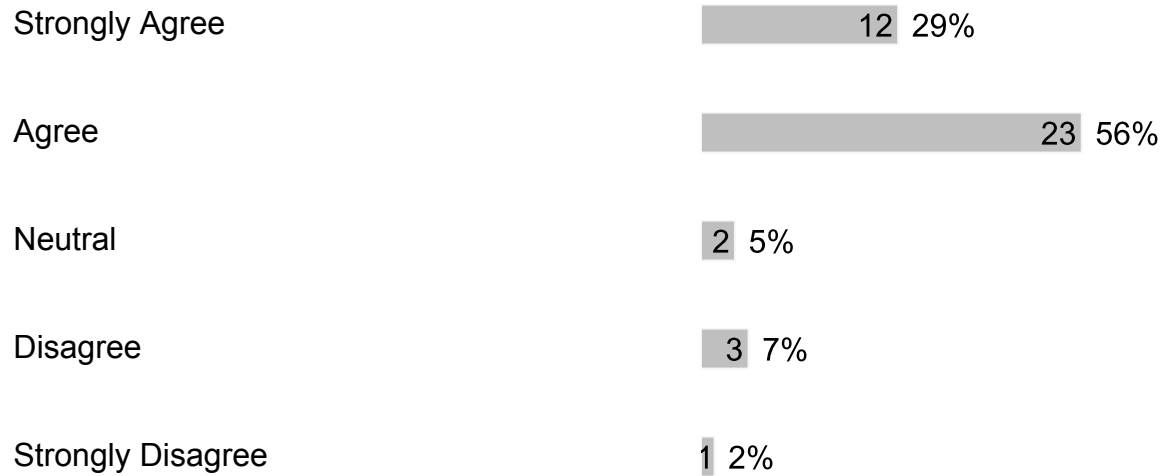
3. If I have a professional or personal problem, I know someone at work who I can talk to for help.





41 respondents

**4. In my school, adults treat students with respect.**



41 respondents

**5. In my school, students treat adults with respect.**



Disagree 8 20%

Strongly Disagree 4 10%

41 respondents

**6. In my school, colleagues/adults treat each other with respect.**

Strongly Agree 9 22%

Agree 21 51%

Neutral 8 20%

Disagree 2 5%

Strongly Disagree 1 2%

41 respondents

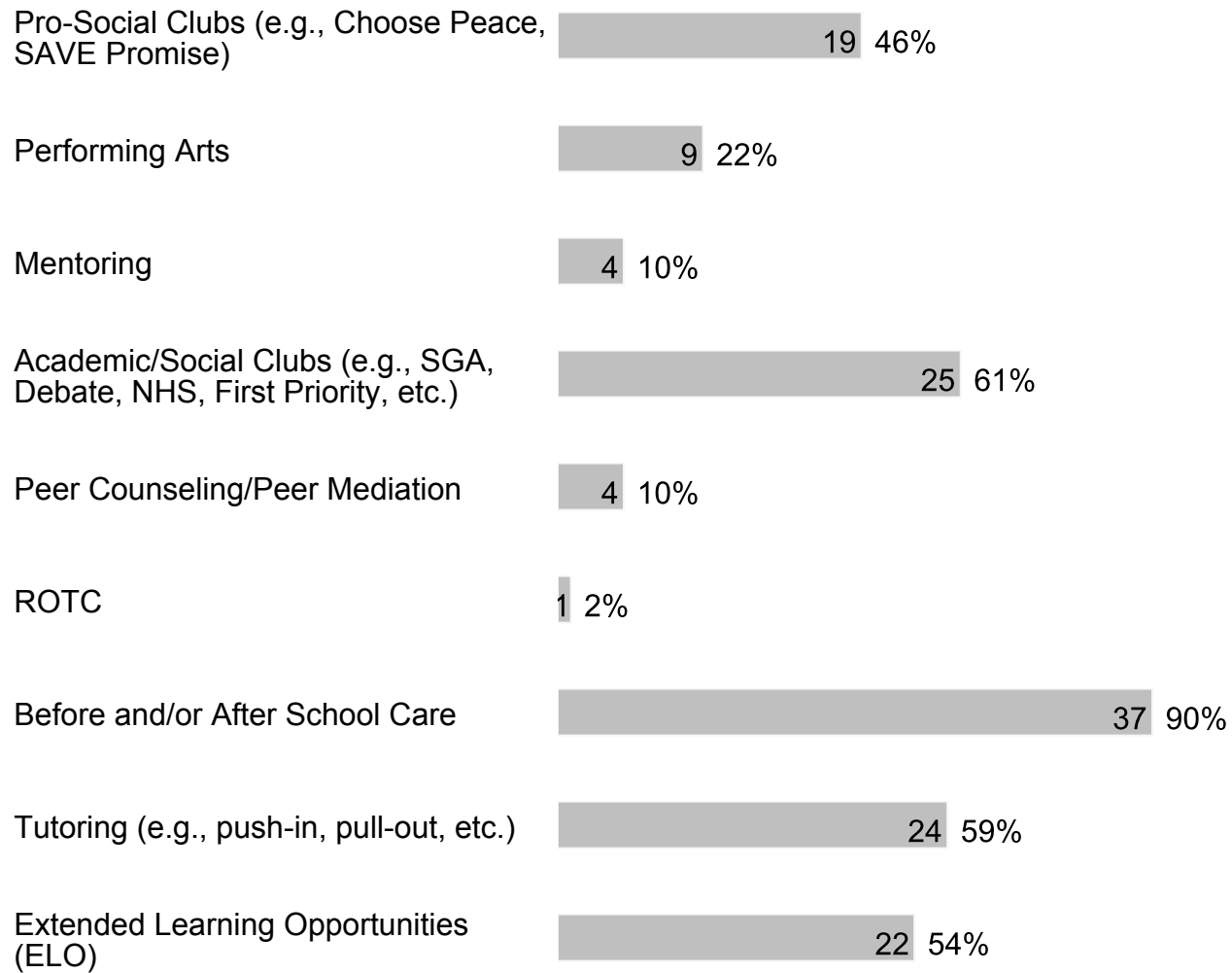
**7. At my school the following programs/services are available (check all that apply):**

Counseling 38 93%

College and/or Career Planning 1 2%

Family Counseling 15 37%

Athletics 3 7%



41 respondents

**8. Our school implements changes based on the feedback from staff.**



Disagree 9 22%

Strongly Disagree 2 5%

41 respondents

**9. Our school maintains facilities that support student learning.**

Strongly Agree 10 24%

Agree 11 27%

Neutral 16 39%

Disagree 2 5%

Strongly Disagree 2 5%

41 respondents

**10. I enjoy eating food prepared by the cafeteria.**

Strongly Agree 3 7%

Agree 6 15%

Neutral 15 37%

Disagree 9 22%

Strongly Disagree 8 20%

41 respondents

**11. Families regularly participate in school involvement activities offered by our school.**

Strongly Agree 9 23%

Agree 17 43%

Neutral 9 23%

Disagree 4 10%

Strongly Disagree 1 3%

40 respondents

**12. Our school has a family resource center and/or a staff member assigned to work with families.**

Strongly Agree 7 17%

Agree 17 41%

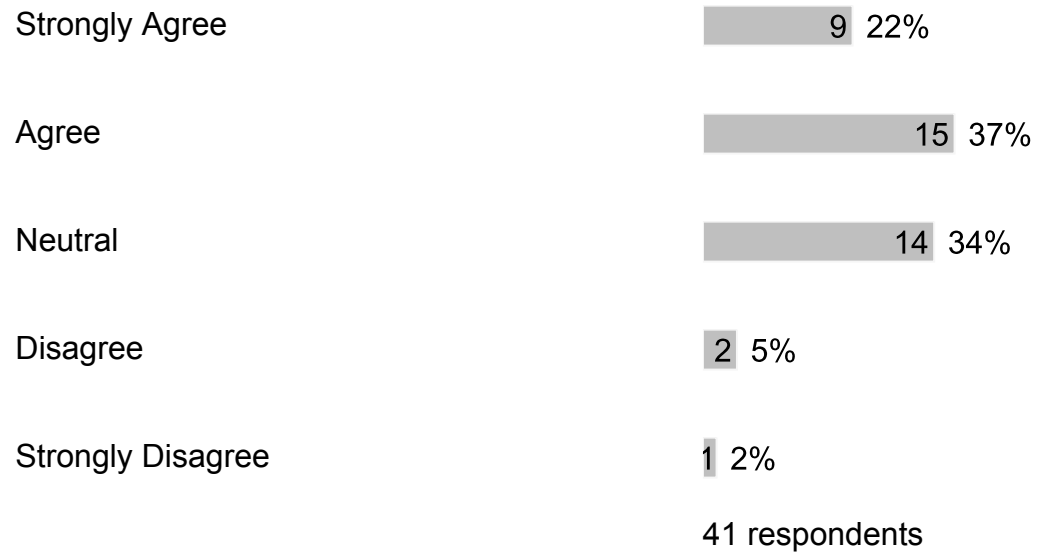
Neutral 13 32%

Disagree 3 7%

Strongly Disagree 1 2%

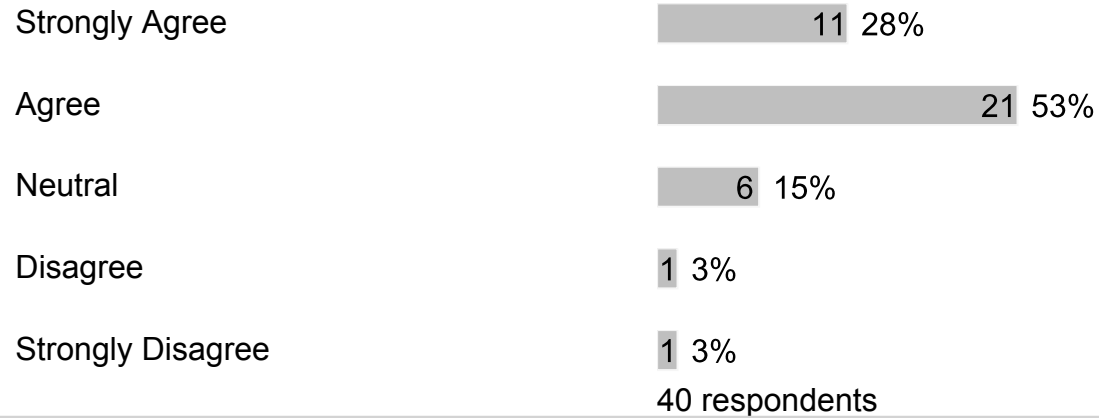
41 respondents

**13. Our school asks families for their ideas on the best way to communicate school-related information.**

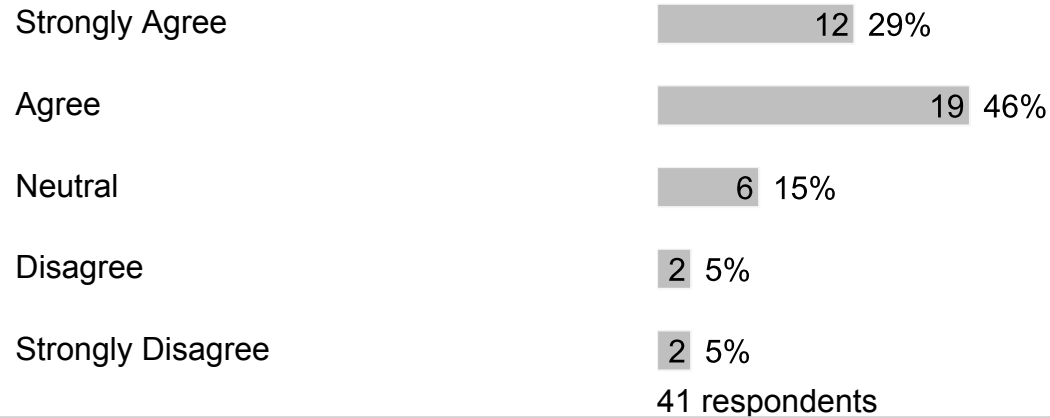


## G. Section 6

### 1. Our school has a culture of high expectations.



### 2. Our school has a continuous improvement process.



### 3. Our school's leaders expect staff members to hold all students to high academic standards.



Strongly Disagree 1 2%

41 respondents

**4. Our school's leaders hold themselves accountable for student learning.**

Strongly Agree 9 22%

Agree 17 41%

Neutral 7 17%

Disagree 6 15%

Strongly Disagree 2 5%

41 respondents

**5. Our school's leaders hold all staff members accountable for student learning.**

Strongly Agree 13 33%

Agree 15 38%

Neutral 6 15%

Disagree 4 10%

Strongly Disagree 2 5%

40 respondents

**6. I receive feedback from my supervisor regarding my professional performance.**

Strongly Agree 13 32%

Agree 23 56%

Neutral 3 7%

Disagree 1 2%

Strongly Disagree 1 2%

41 respondents

7. Our school's leaders regularly evaluate staff members on criteria designed to improve teaching and learning.

Strongly Agree 15 37%

Agree 18 44%

Neutral 7 17%

Strongly Disagree 1 2%

41 respondents

8. In our school, staff members use multiple types of assessments and data to modify instruction and address the unique learning needs of all students.

Strongly Agree 14 35%

Agree 18 45%

Neutral 6 15%

Disagree 1 3%

Strongly Disagree 1 3%

40 respondents

9. Our school uses the results of student assessments to improve teaching and learning.

Strongly Agree 14 34%

Agree 22 54%

Neutral 3 7%

Disagree 1 2%

Strongly Disagree 1 2%

41 respondents

**10. Our school's leaders use data to monitor student progress, student achievement and our school improvement goals.**

Strongly Agree 17 41%

Agree 19 46%

Neutral 4 10%

Strongly Disagree 1 2%

41 respondents

**11. In our school, a formal process is in place to support new staff members in their professional practice.**

Strongly Agree 12 29%

Agree 12 29%

Neutral 12 29%

Disagree 3 7%

Strongly Disagree 2 5%

41 respondents

**12. My lessons provide opportunities for students to be actively engaged in their learning.**

Strongly Agree 17 41%

Agree 19 46%

Neutral 4 10%

Strongly Disagree 1 2%

41 respondents

**13. I structure lessons, tasks and activities that require students' use of digital tools for learning.**

Strongly Agree 18 45%

Agree 13 33%

Neutral 7 18%

Disagree 1 3%

Strongly Disagree 1 3%

40 respondents

**14. I use student achievement data to modify and adjust materials and lessons for my students.**

Strongly Agree 18 44%

Agree 18 44%

Neutral 3 7%

Disagree 1 2%

Strongly Disagree 1 2%

41 respondents

**15. I use formative assessments to monitor student progress.**

Strongly Agree 17 41%

Agree 18 44%

Neutral 5 12%

Strongly Disagree 1 2%

41 respondents

**16. I participate in targeted professional learning activities designed to meet the individual needs of my students.**

Strongly Agree 15 37%

Agree 19 46%

Neutral 6 15%

Strongly Disagree 1 2%

41 respondents

**17. Teachers participate in collaborative learning communities across grade levels and/or content areas.**

Strongly Agree 12 29%

Agree 19 46%

Neutral 7 17%

Disagree 2 5%

Strongly Disagree 1 2%

41 respondents

**18. The school ensures I receive formal training in the use of student assessment data.**

Strongly Agree 8 20%

Agree 23 56%

Neutral 9 22%

Strongly Disagree 1 2%  
41 respondents

**19.** In our school, staff members provide peer coaching to teachers.

Strongly Agree 6 15%  
Agree 16 39%  
Neutral 13 32%  
Disagree 4 10%  
Strongly Disagree 2 5%  
41 respondents

**20.** In our school, staff members participate in continuous professional learning based on identified needs of the school.

Strongly Agree 12 30%  
Agree 18 45%  
Neutral 7 18%  
Disagree 1 3%  
Strongly Disagree 2 5%  
40 respondents

**21.** I am provided with professional development opportunities that are relevant to my role.

Strongly Agree 12 29%  
Agree 17 41%  
Neutral 9 22%

Disagree 2 5%

Strongly Disagree 1 2%

41 respondents

**22. Our school shares responsibility for student learning with its staff, parents and community members.**

Strongly Agree 11 27%

Agree 16 39%

Neutral 11 27%

Disagree 2 5%

Strongly Disagree 1 2%

41 respondents

**23. I feel confident in my classroom management strategies.**

Strongly Agree 20 49%

Agree 16 39%

Neutral 4 10%

Strongly Disagree 1 2%

41 respondents

**24. Our school ensures the effective use of funds available through the budget, grants, awards, etc.**

Strongly Agree 9 22%

Agree 14 34%

Neutral 14 34%

Disagree 2 5%

Strongly Disagree 2 5%

41 respondents

**25. Teachers keep parents informed regularly about their child's progress and how they are being graded.**

Strongly Agree 13 32%

Agree 17 41%

Neutral 9 22%

Disagree 1 2%

Strongly Disagree 1 2%

41 respondents

**26. Most teachers report student progress in easy to understand language to families.**

Strongly Agree 9 22%

Agree 24 59%

Neutral 7 17%

Strongly Disagree 1 2%

41 respondents

**27. I provide students with timely feedback about their learning.**

Strongly Agree 14 34%

Agree 21 51%

Neutral 5 12%

Strongly Disagree 1 2%  
41 respondents

**28. I schedule conferences to share student learning progress with families.**

1 time per year 1 2%

2 times per year 24 59%

3 or more times per year 5 12%

Does not apply 11 27%

41 respondents

**29. Our school provides opportunities for stakeholders to be involved through the School Advisory Council (SAC) and/or the School Advisory Forum (SAF).**

Strongly Agree 17 43%

Agree 17 43%

Neutral 5 13%

Strongly Disagree 1 3%

40 respondents

**30. Our school's leaders ensure staff members use supervisory feedback to improve student learning.**

Strongly Agree 12 29%

Agree 19 46%

Neutral 8 20%

Disagree 1 2%

Strongly Disagree 1 2%

41 respondents

**31. I regularly post information online or send home a newsletter.**

Strongly Agree 15 37%

Agree 9 22%

Neutral 14 34%

Disagree 1 2%

Strongly Disagree 2 5%

41 respondents

**32. Our school communicates well about its goals and activities.**

Strongly Agree 12 29%

Agree 17 41%

Neutral 9 22%

Disagree 1 2%


Strongly Disagree 2 5%

41 respondents

**33. Our school communicates information in ways that are easy for families to understand.**

Strongly Agree 11 27%

Agree 18 44%




41 respondents

**34. I am accessible via (check all that apply):**



41 respondents

**35. Our school focuses on Customer Service (greeting with a smile and responding to questions and concerns within one business day).**



41 respondents

## H. Section 7

1. What else would you like to tell us?

Free form text answers are available in the exported CSV report