


2026 BUDGET

Projection of Revenue Worksheet

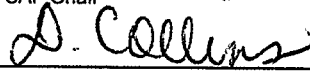
Cost Center : 3528128010 DAVIE E


ADDITIONAL REQUIRED BUDGETING AMOUNTS		
	Activity	Amount \$
Requirement Custodial Supplies Elem	7901000000000000	6,237.00

Required Signatures:

  
\_\_\_\_\_  
SAS Chair

  
\_\_\_\_\_  
SAF Chair

  
\_\_\_\_\_  
Principal

  
\_\_\_\_\_  
Director

2026 BUDGET

Projection of Revenue Worksheet

Cost Center : 3528128010 DAVIE E

Program	Unweighted FTE			Teacher Allocation Amount \$ *
	Budget		Projected	
	2024	2025	2026	
101 K-3 Basic	209.07	196.96	179.64	
102 4-8 Basic	107.35	106.27	97.73	
103 9-12 Basic				
130 E.S.O.L	180.28	180.38	167.51	
Total Basic	496.70	483.61	444.88	
251 ESE LEVEL I	92.74	81.34	78.28	
252 ESE LEVEL II	29.20	27.05	23.08	
253 ESE LEVEL III	13.09	22.37	20.75	
254 ESE LEVEL IV	1.30			
255 ESE LEVEL V				
Total Exceptional	136.33	130.76	122.11	
261 GIFTED LEVEL I	2.01			
262 GIFTED LEVEL II				
Total Gifted	2.01			
300 Vocational Education				
Total K-12 Programs	635.04	614.37	566.99	1,150,204

999 Disc. & DJJ Centers Only

\*See Teacher Allocation Attachment for further details

2026 BUDGET

Projection of Revenue Worksheet

Cost Center : 3528128010 DAVIE E

CATEGORICAL ALLOCATION		
Categorical	Functional Area	Amount \$
Brinks Elementary	5652000000000000	-1,700
Class Size Reduction - Elem	5101121010000000	405,350
Custodial Allocation Elem	7901000000000000	165,912
ESE Inclusion K-Support Elementary	5250650590000000	23,757
ESE PreK Specialized Elem	5250650500000000	85,586
ESE PreK-Intensive/Behavior Elem	5250650550000000	109,343
ESE Specialist Allocation Elem	5250000000000000	31,619
ESE Speech Materials Supplies Elementary	5250000000000000	1,500
ESE Speech Pathologist Elementary	5250000000000000	104,701
ESE Support Facilitation Elementary	5250000000000000	179,487
Lexmark MPS Elementary	5652000000000000	-5,760
Materials & Supplies IA Funding ELE	5652000000000000	14,377
META-Para - Elementary	5130000000000000	23,757
School Discretionary Elem	5652000000000000	567
Substitutes IA Funding Elementary	5701657100000000	24,381
Substitutes-Categorical Elem	5701657100000000	26,245
Substitutes-Department Head Release- Elementary	5719657190000000	9,206
Substitutes-ESE Inclusion K Support Elementary	5250650590000000	4,500
Substitutes-ESE Staffings Elem	5250000000000000	1,698
Teacher Allocation-Elementary Specials	5652000000000000	209,402
World Language	5652000000000000	29,915
<b>Total Categoricals</b>		<b>1,443,843</b>

2026 BUDGET

Projection of Revenue Worksheet

Cost Center : 3528128010 DAVIE E

FUNDING TOTALS	\$
Teacher Allocation	1,150,204
Support Allocation	634,540
Categorical Allocation	1,443,843
Prior Years' Budget Reduction	
SCHOOL GENERAL FUND BUDGET	3,228,587
SPECIAL REVENUE FUNDING	404,249
SCHOOL BUDGET GRAND TOTAL	3,632,836

>>>>>>>>FOR INFORMATIONAL USE ONLY<<<<<<<<<

FUNDING TOTALS	\$
School General Fund Budget	3,228,587
Estimated Fringe Benefits*	1,211,051
Estimated Fixed Costs*	586,798
GRAND TOTAL GENERAL FUND BUDGET	5,026,437

\*Estimated Fringe Benefits are calculated based upon the school's actual fringe rate two years prior of budget year. Fixed Costs include utilities, maintenance, refuse, etc., These funds are allocated and expended on behalf of the school in district accounts.

2026 BUDGET VERSION: S6

Projection of Revenue Worksheet - Special Revenue (Other)

Cost Center: 3528128010 DAVIE E

SPECIAL REVENUE FUNDING (OTHER)				
Fund	Grants	Grant	Program	Amount \$
1010	Adults with Disabilities	F97810009.2425	F9781000901	
4210	ACES MSAP	A98160007.2227	A9816000701	
4230	Perkins V Corrections Education	C97810035.2425	C9781003501	
4220	Head Start	B97790001.2425	B9779000101	96,256
4220	Early Head Start	B97790002.2425	B9779000201	
4230	Adult General Education	C97810001.2425	C9781000101	
4230	Carl D. Perkins Post Secondary	C97810002.2425	C9781000201	
4230	English Literacy & Civics Education	C97810003.2425	C9781000301	
4230	Title II, Professional Development	C97520001.2425	C9752000148	
4230	Title III, Part A ESOL	C98170001.2425	C9817000101	
4240	Build Your Future	D97810029.2425	D9781002901	
4240	Grow Your Future	D97810024.2425	D9781002401	
	Other Grants Total (all programs listed above)			<u>96,256</u>
4230	IDEA, Part B, Unique Aides	C97800001.2425	C9780000102	44,346
4230	IDEA, Part B, Autism	C97800001.2425	C9780000105	
4230	IDEA, Part B, ESE Center Support Funding	C97800001.2425	C9780000120	
4230	IDEA, Part B, Behavior Tech	C97800001.2425	C9780000132	
	IDEA, Total (all programs listed above)			<u>44,346</u>
4230	Title I, School Allocation	C98300001.2425	C9830000101	246,986
4230	Title I, Sparks Program	C98300001.2425	C9830000103	
4230	Title I, Early Childhood Education	C98300001.2425	C9830000116	
4230	Title I, Parental Involvement	C98300001.2425	C9830000124	3,662
4230	Title I, Supplemental Activities	C98300001.2425	C9830000125	12,999
	Title I Total (all programs listed above)			<u>263,647</u>
	TOTAL SPECIAL REVENUE FUNDING (OTHER)			<u>404,249</u>

Please Note: Grant number extension remains with .2425 (instead of .2526) due to positions being rolled at a later date.