

# BCPS STUDENT (Grades 3-5) CUSTOMER SURVEY 2025

---

run on 09/25/2025



surveys



# BCPS STUDENT (Grades 3-5) CUSTOMER SURVEY 2025

run on 09/25/2025

Custom Survey

1 survey(s) 185 response(s)

## Report Filters

**School:**  
N/A

**Race:**  
N/A

**Grade:**  
N/A

**Gender:**  
N/A

**Ethnicity:**  
N/A

**Tag:**  
N/A

## BCPS STUDENT (Grades 3-5) CUSTOMER SURVEY 2025

### Demographics

Number of Responses | Percentages of Total Responses

#### 1. Gender

I am a boy 86 46%

I am a girl 87 47%

I prefer not to answer 12 6%

185 respondents

#### 2. Race

I am American Indian or Alaska Native 7 4%

I am Asian 6 3%

I am Black or African American 50 27%

I am Native Hawaiian or Other Pacific Islander 1 1%

I am White 54 30%

I am Multiracial 30 16%

Other 33 18%

182 respondents

### 3. Ethnicity

Hispanic 58 32%

Non-Hispanic or Latino 59 33%

Prefer not to answer 62 35%

179 respondents

### 4. Grade

Grade 3 77 42%


Grade 4 69 38%

Grade 5 38 21%

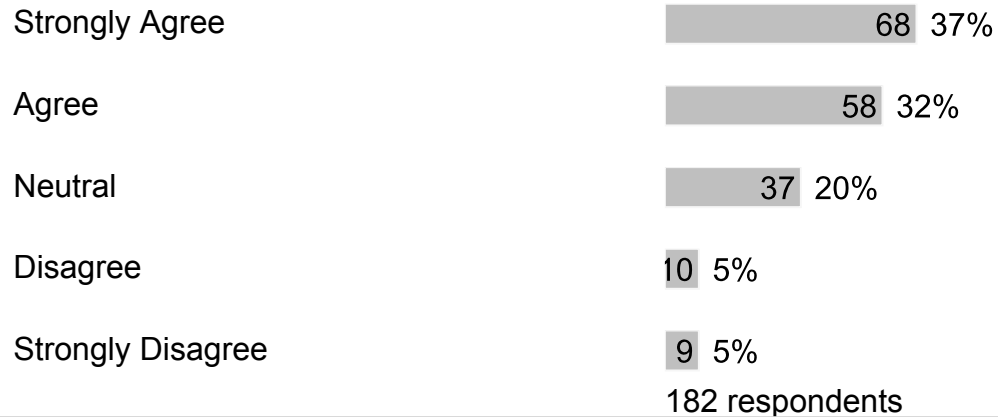
184 respondents

## C. Section 2

### 1. I feel safe at my school.



### 2. I would recommend my school to my friends.



3. \*Note: Remember, this survey is anonymous, please report any bullying concerns to a trusted adult at your school. The next 10 questions ask about bullying. Bullying is when 1 or more students tease, threaten, spread rumors about, hit, shove, or hurt another student over and over again. It is not bullying when 2 students of about the same strength or power argue, fight or tease each other in a friendly way. Since the start of the school year, have you ever been bullied on school property?



No 125 68%

185 respondents

4. Since the start of the school year, where on school property were you bullied?

On the school bus 2%

In the classroom 26 14%

In the cafeteria 7 4%

In the hallway 11 6%

Other school area 18 10%

Does not apply to me 119 64%

185 respondents

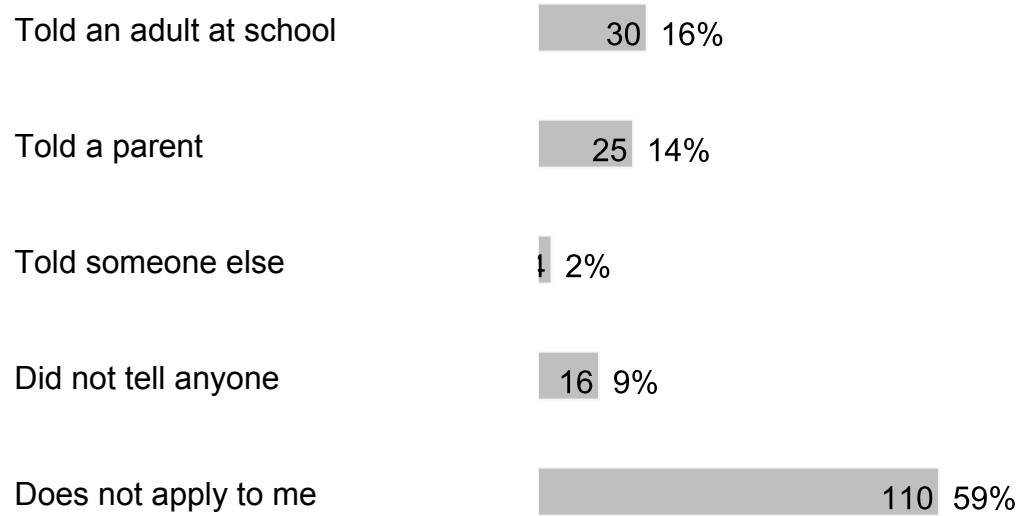
5. Since the start of the school year, have you ever been electronically bullied? (Count being bullied through texting, Instagram, TikTok, Snapchat or other social media).

Yes 21 11%

No 164 89%

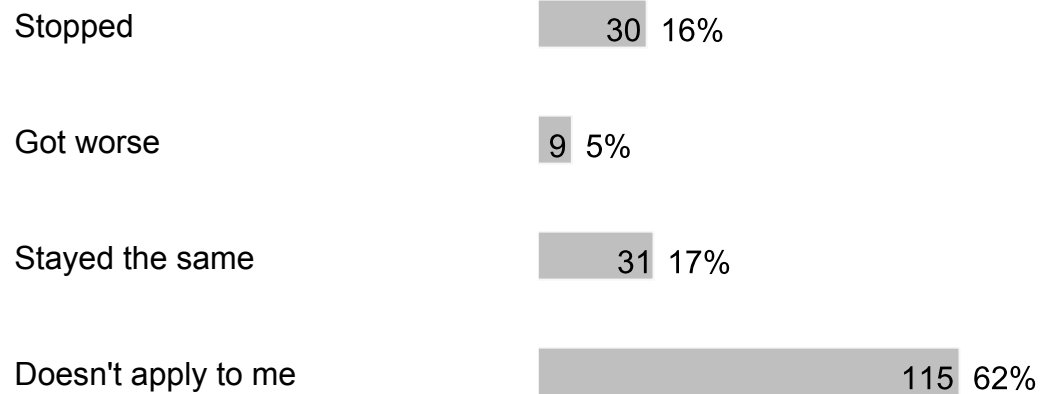
185 respondents

6. After I was bullied, I:



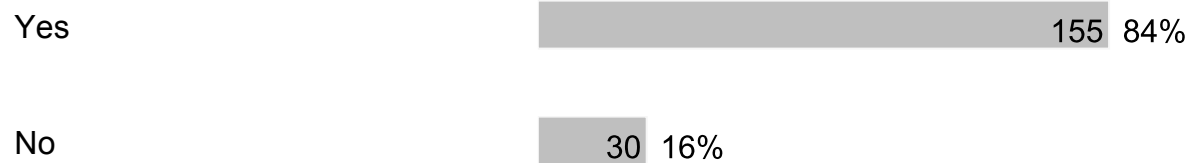
185 respondents

**7. After I told an adult at school about being bullied, the bullying:**



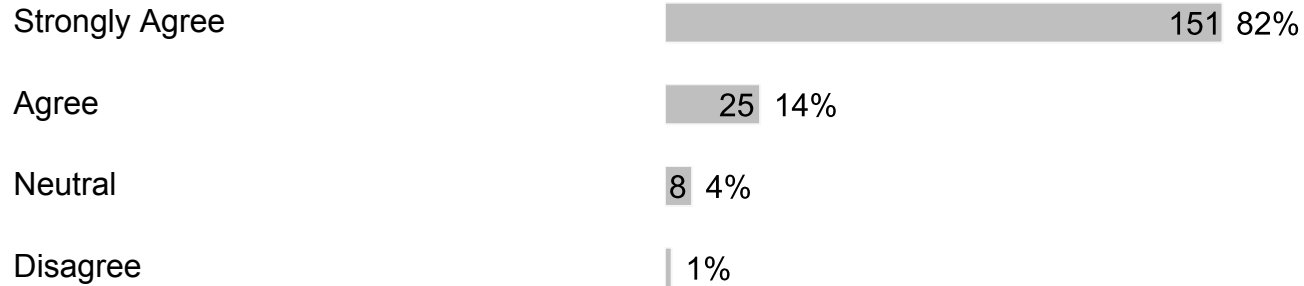
185 respondents

**8. A teacher or another adult at school taught our class about what bullying is this school year.**




185 respondents

**9. I think bullying is wrong.**



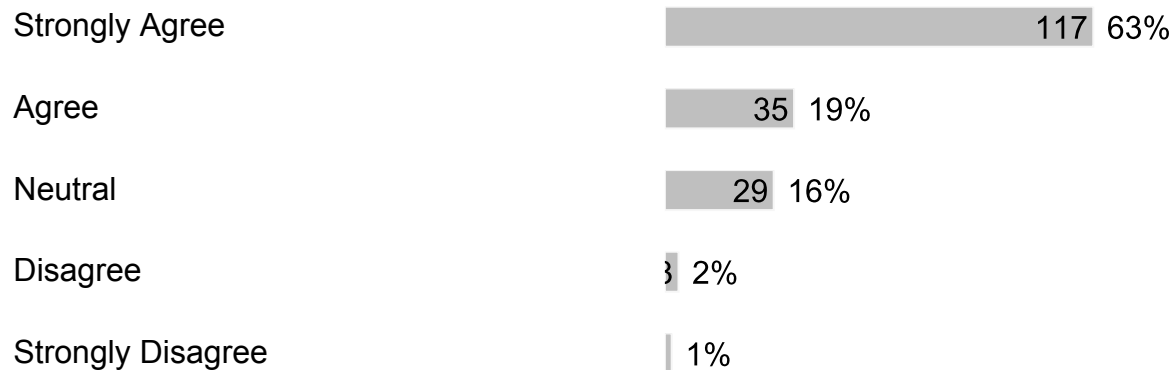
185 respondents

**10. I know different ways to intervene or help if bullying was happening or was going to happen.**



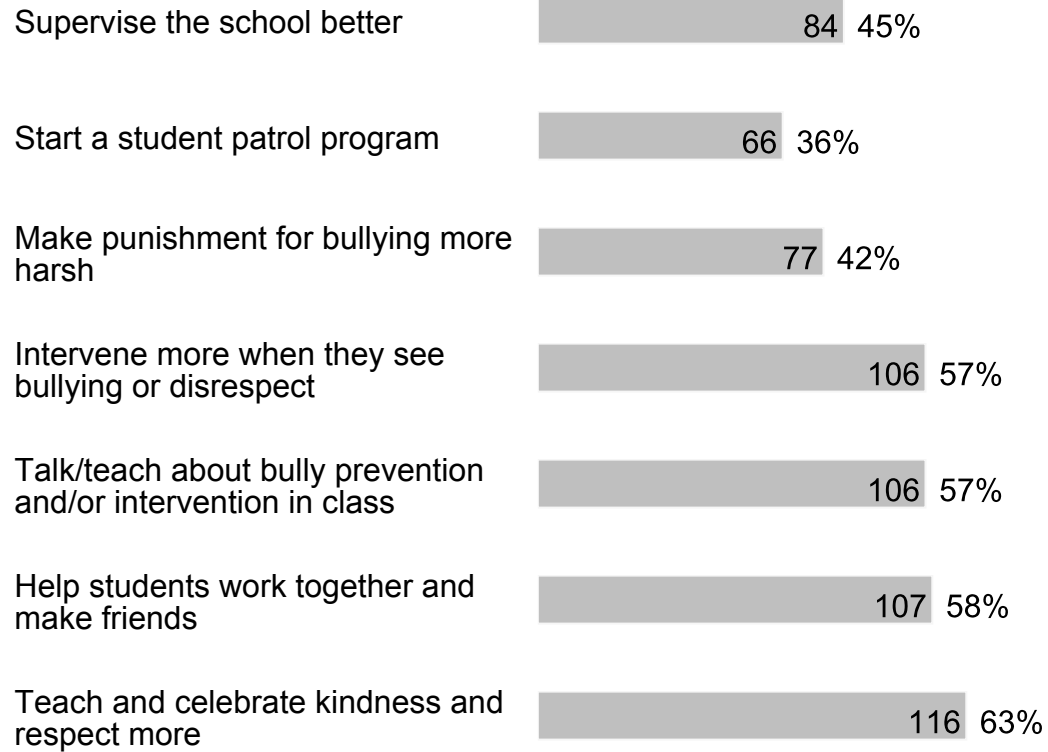
185 respondents

**11. I would intervene or help if another student was being bullied.**



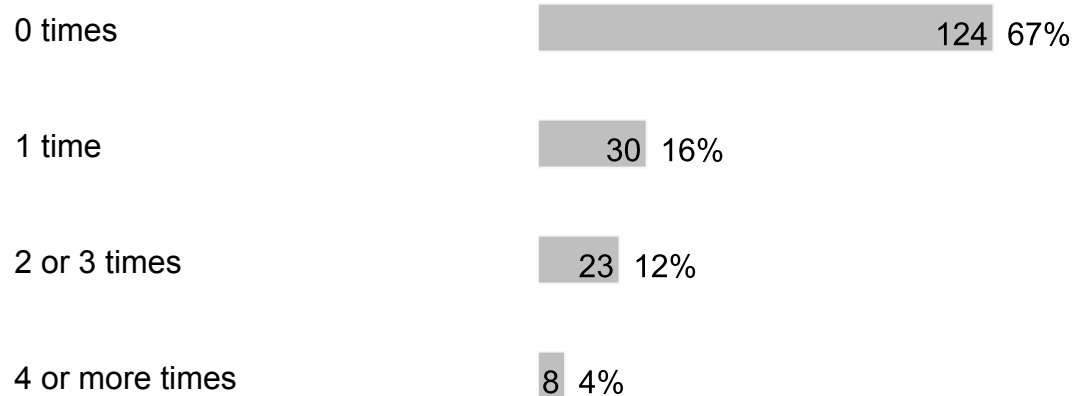
185 respondents

**12. What can adults do to help stop bullying at school? (check all that apply)**



185 respondents

**13. Since the start of the school year, how many times were you in a physical fight on school property?**



185 respondents

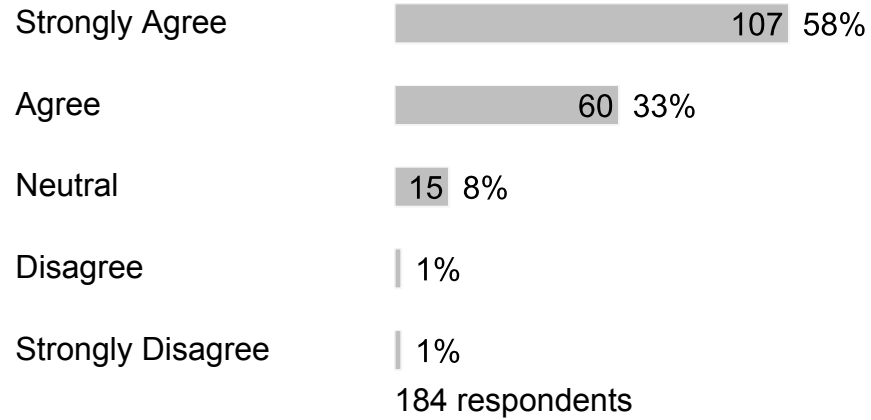
**14. My school is clean and well maintained.**



185 respondents

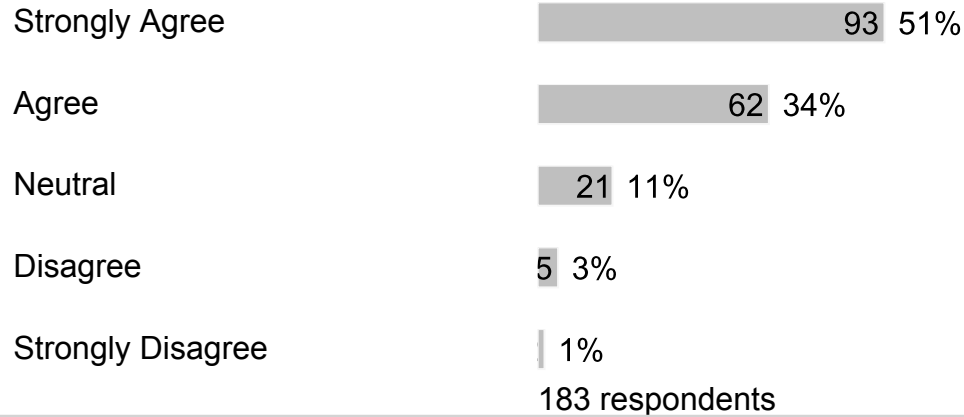
## D. Section 3

### 1. My school has computers to help me learn.

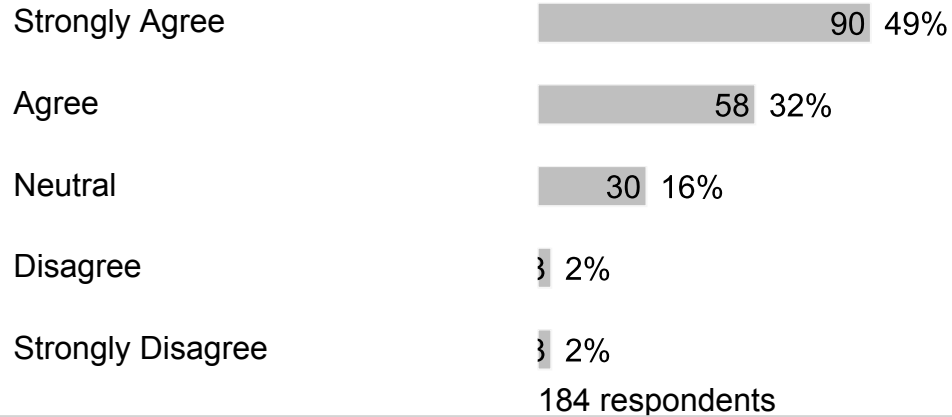


## E. Section 4


1. My school provides sufficient material resources (books, supplies, technology, etc.) to meet my needs.



2. My teachers help me when I need them.



3. I use technology, such as computers or tablets, to help me complete my assignments.



Disagree 8 4%

Strongly Disagree 3 2%

184 respondents

4. My school has many places where I can learn, such as the library.

Strongly Agree 76 41%

Agree 68 37%

Neutral 32 17%


Disagree 7 4%

Strongly Disagree 1 1%


185 respondents

## F. Section 5

### 1. If I have a problem, I know who I can go to for help.



### 2. In my school, I am treated fairly.



### 3. In my school, students treat each other with respect.



Disagree 34 18%

Strongly Disagree 16 9%

185 respondents

**4. In my school, adults treat students with respect.**

Strongly Agree 76 41%

Agree 65 35%

Neutral 31 17%

Disagree 10 5%

Strongly Disagree 3 2%

185 respondents

**5. In my school, students treat adults with respect.**

Strongly Agree 37 20%

Agree 55 30%

Neutral 60 32%

Disagree 18 10%

Strongly Disagree 15 8%

185 respondents

**6. I am friends with other students at this school.**

Strongly Agree 115 62%

Agree 51 28%

Neutral 13 7%  
Disagree 3 2%  
Strongly Disagree 3 2%

185 respondents

7. During the school year, I participated in alcohol, other drug or tobacco prevention activities or lessons.

Yes 81 44%

No 104 56%

185 respondents

8. I enjoy eating food prepared by the cafeteria.

Strongly Agree 21 11%

Agree 30 16%

Neutral 61 33%

Disagree 20 11%

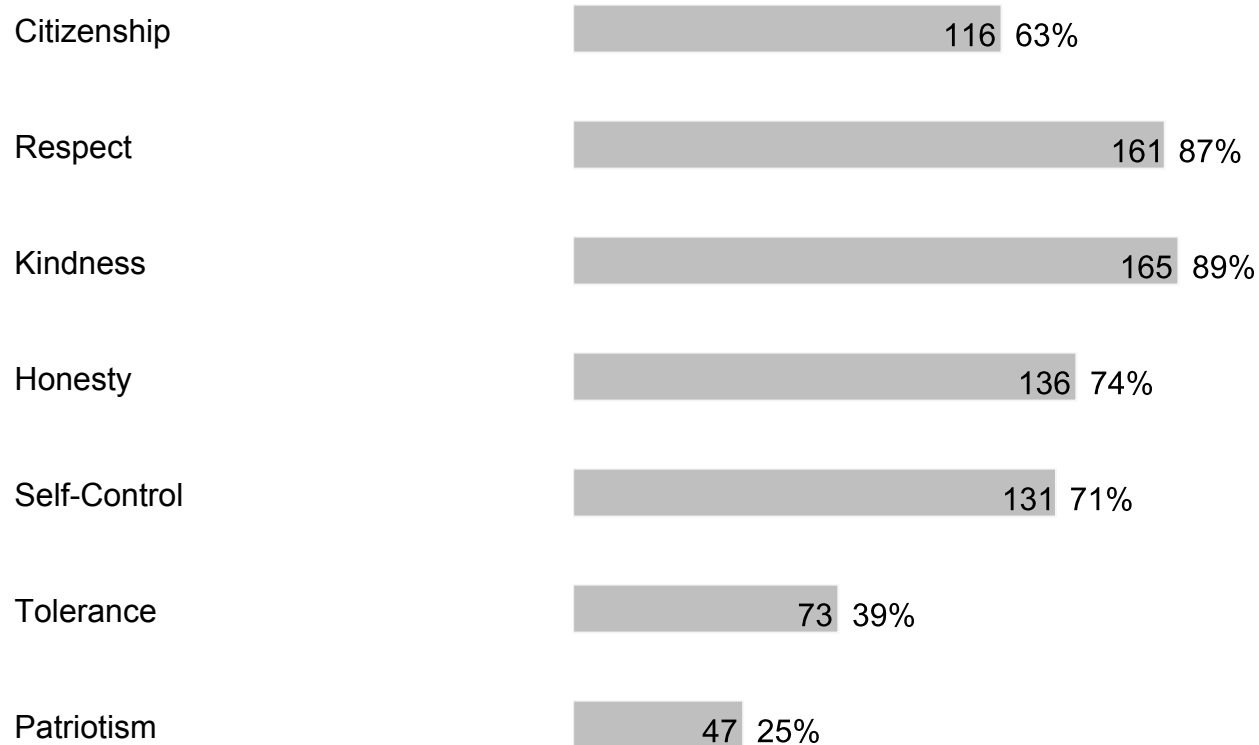
Strongly Disagree 53 29%

185 respondents

9. Which character traits do you value the most in yourself and others? (check all that apply)

Cooperation 94 51%

Responsibility 137 74%



185 respondents

**10. My teachers listen to me.**

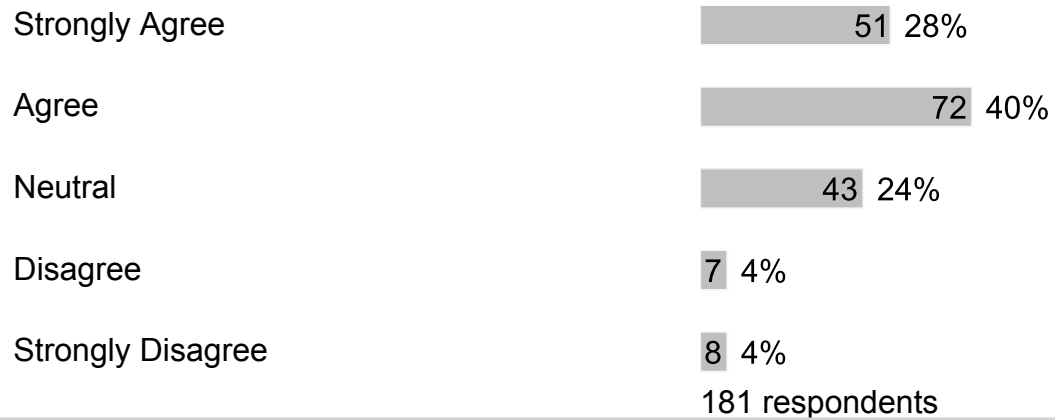


184 respondents


**11. My teachers ask me what I think about school.**

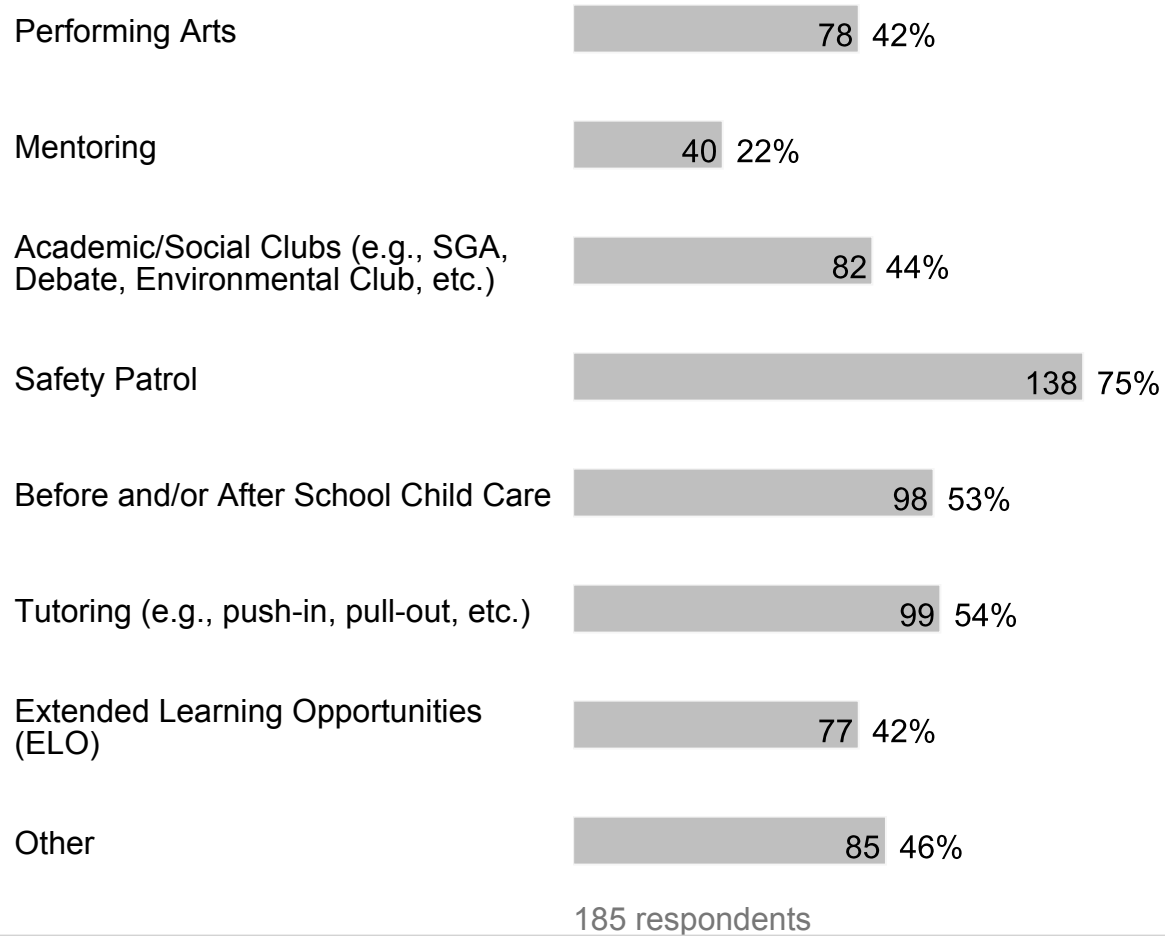


**12. I receive acknowledgement and/or praise for my strengths or accomplishments by adults at my school.**

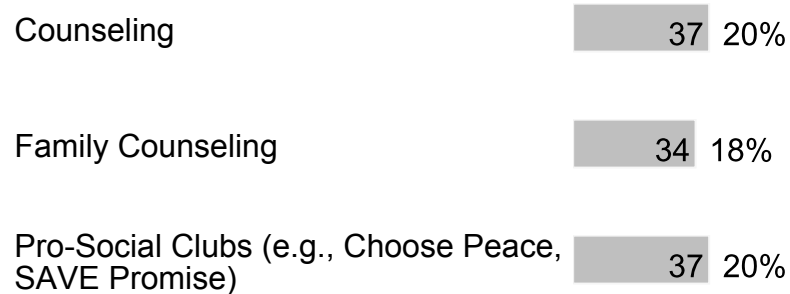


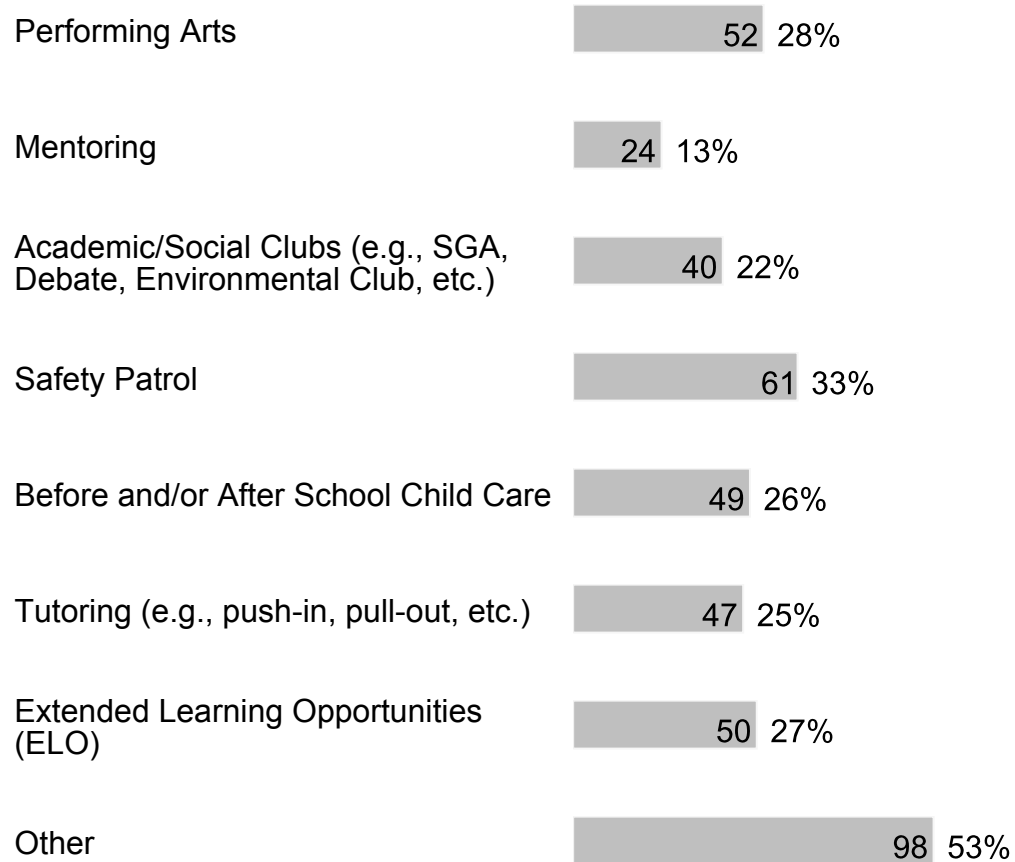
**13. At my school, the following programs/services are available (check all that apply):**





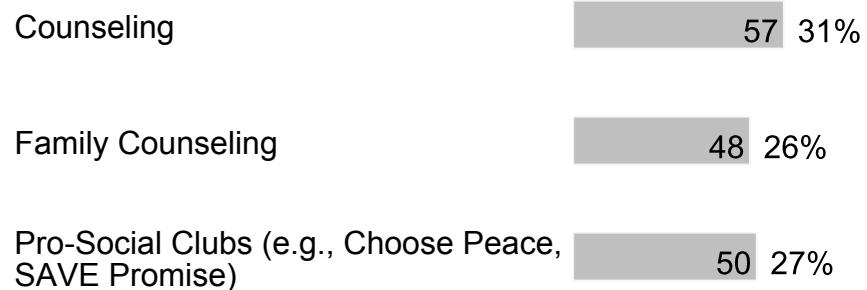
**14. At my school, I participate in the following programs/services (check all that apply):**

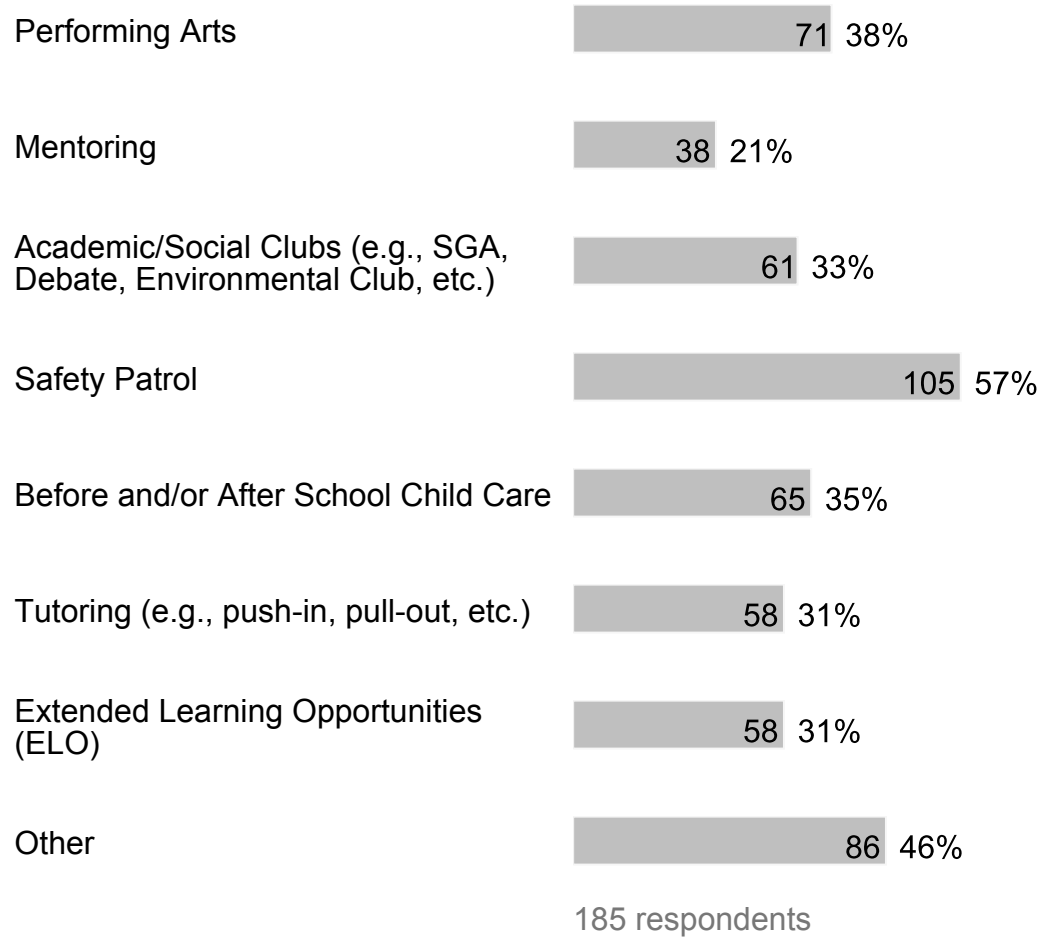




185 respondents

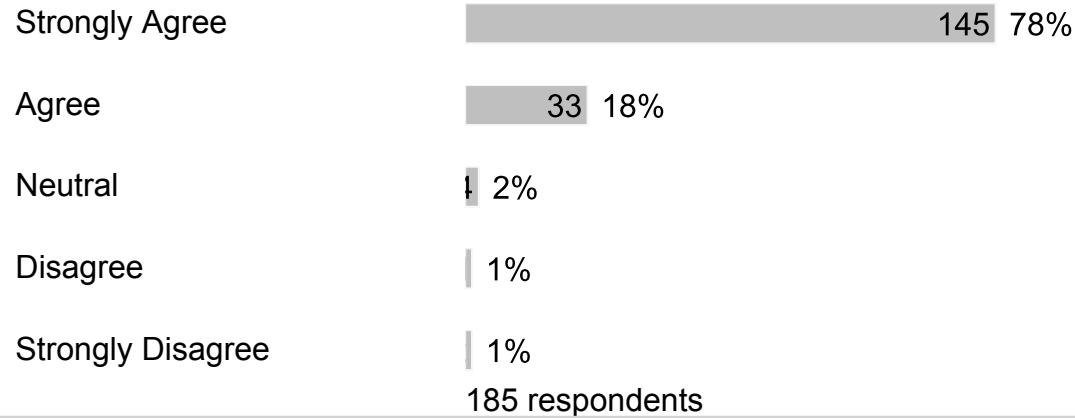
**15.** At my school, these are the programs/services that I value most or would value if they were available (check all that apply):



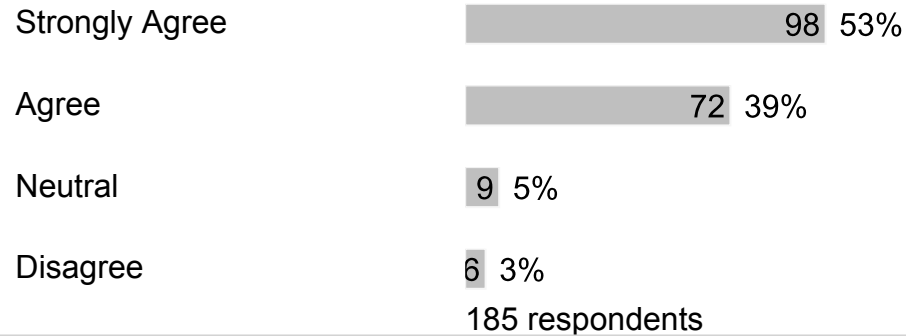


## G. Section 6

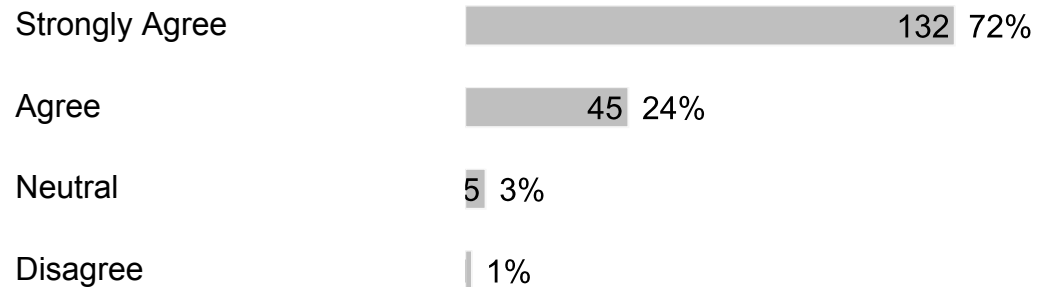
### 1. My teachers want every student to learn.



### 2. My teachers use different activities to help me learn new things.



### 3. In my school, my teachers want me to do my best work.



Strongly Disagree | 1%  
184 respondents

**4. I set academic goals for myself.**

Strongly Agree 65 36%  
Agree 72 39%  
Neutral 34 19%  
Disagree 7 4%  
Strongly Disagree 5 3%  
183 respondents

**5. I work on real-life problems to help me learn things I will need in the future.**

Strongly Agree 72 39%  
Agree 63 34%  
Neutral 43 23%  
Disagree 5 3%  
Strongly Disagree | 1%  
185 respondents

**6. I choose topics for my projects.**

Strongly Agree 56 30%  
Agree 45 24%  
Neutral 57 31%

Disagree 18 10%

Strongly Disagree 8 4%

184 respondents

**7. I give class presentations or share my work with classmates.**

Strongly Agree 54 29%

Agree 50 27%

Neutral 51 28%

Disagree 17 9%

Strongly Disagree 12 7%

184 respondents

**8. I work on assignments that challenge me and take more than one day to complete.**

Strongly Agree 80 43%

Agree 56 30%

Neutral 30 16%

Disagree 15 8%

Strongly Disagree 3 2%

184 respondents

**9. I complete homework to review what I learned in class and/or to prepare for the next day's lesson.**

Strongly Agree 83 45%

Agree 60 33%

Neutral 34 18%

Disagree 3 2%

Strongly Disagree 1 2%

184 respondents

**10. I complete assignments that meet my personal learning needs.**

Strongly Agree 68 37%

Agree 88 48%

Neutral 21 11%

Disagree 1 2%

Strongly Disagree 3 2%

184 respondents

**11. I work with other students in pairs or small groups.**

Strongly Agree 65 36%

Agree 80 44%

Neutral 27 15%

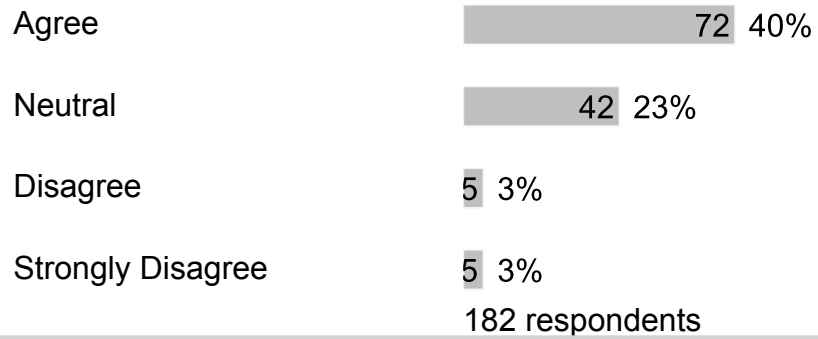
Disagree 8 4%

Strongly Disagree 3 2%

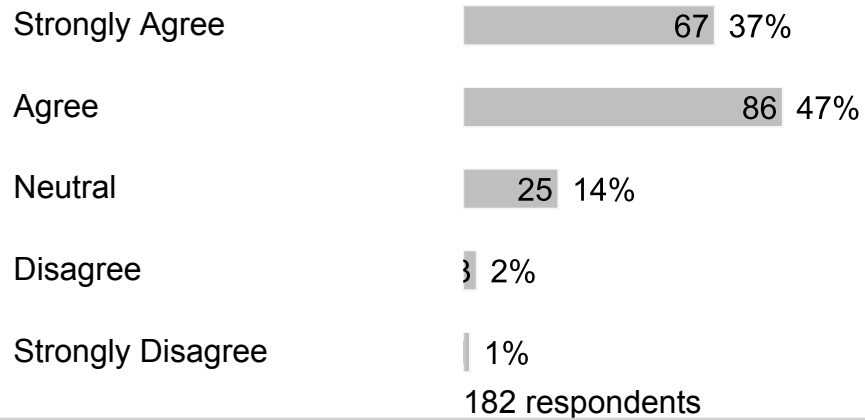
183 respondents

**12. I receive feedback about my work that helps me better understand what I'm learning.**

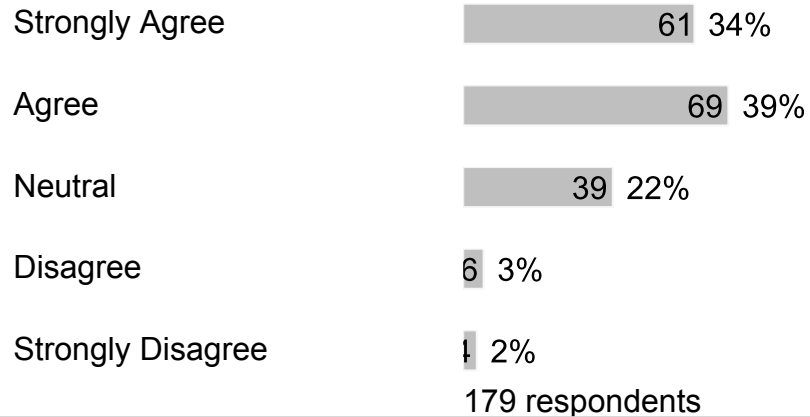
Strongly Agree 58 32%



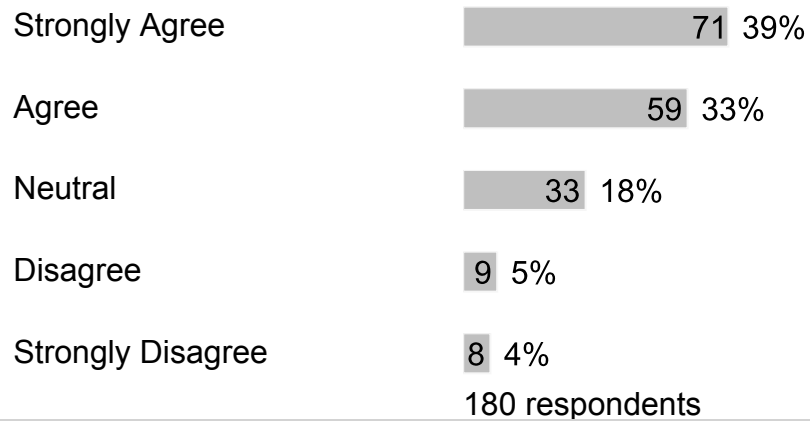
**13. I am provided opportunities to correct or improve my work.**



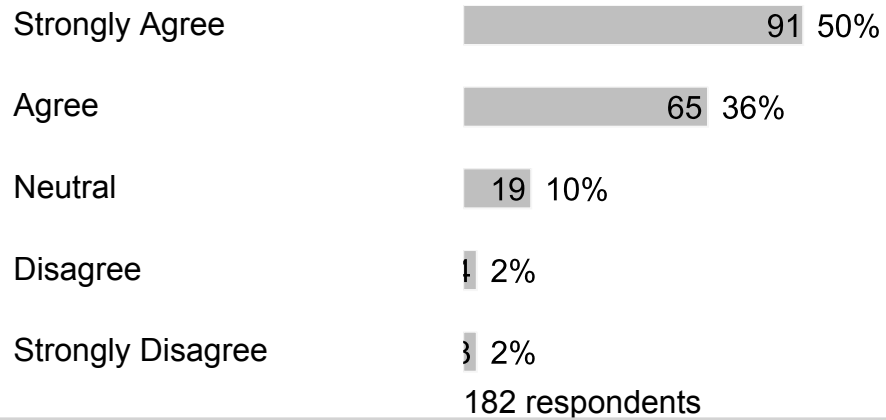
**14. I actively participate in class discussions and activities.**



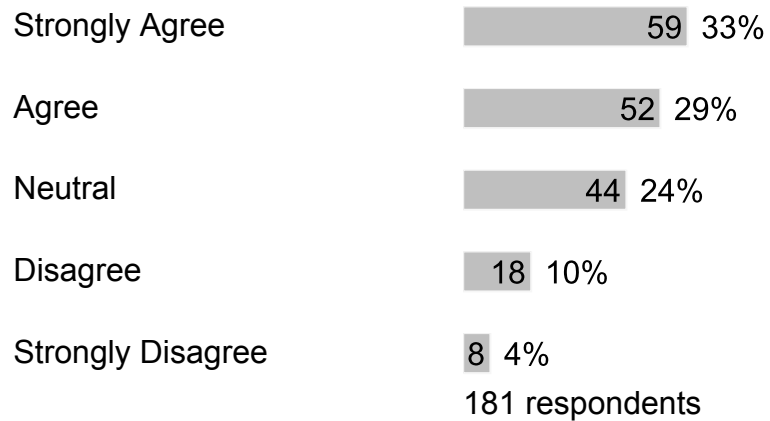
**15. My teachers tell me how I should behave.**



**16. My teachers tell my family how I am doing in school.**



**17. My teachers ask my family to come to school activities.**



**18. My teachers send information to my parents.**

Strongly Agree 99 54%

Agree 59 32%

Neutral 22 12%

Disagree 1 1%

182 respondents

**19. My teachers smile and answer my questions.**

Strongly Agree 67 37%

Agree 59 33%

Neutral 42 23%

Disagree 6 3%

Strongly Disagree 7 4%

181 respondents

## H. Section 7

1. What else would you like to tell us about your school?

Free form text answers are available in the exported CSV report