

BCPS STUDENT (Grades 6-12) CUSTOMER SURVEY 2025

run on 08/25/2025



surveys



BCPS STUDENT (Grades 6-12) CUSTOMER SURVEY 2025

run on 08/25/2025

Custom Survey

1 survey(s) 826 response(s)

Report Filters

School:
N/A

Race:
N/A

Grade:
N/A

Gender:
N/A

Ethnicity:
N/A

Tag:
N/A

BCPS STUDENT (Grades 6-12) CUSTOMER SURVEY 2025

Demographics

Number of Responses | Percentages of Total Responses

1. Gender

Male	409	50%
Female	396	48%
Prefer not to answer	5	2%

820 respondents

2. Race

American Indian or Alaska Native	1	1%
Asian	5	3%
Black or African American	249	31%
Native Hawaiian or Other Pacific Islander	3	2%
White	213	26%

Multiracial 123 15%

Other 173 21%

806 respondents

3. Ethnicity

Hispanic 347 45%

Non-Hispanic or Latino 236 31%

Prefer not to answer 184 24%

767 respondents

4. Grade

Grade 6 287 35%

Grade 7 276 33%


Grade 8 262 32%

Grade 12 0%

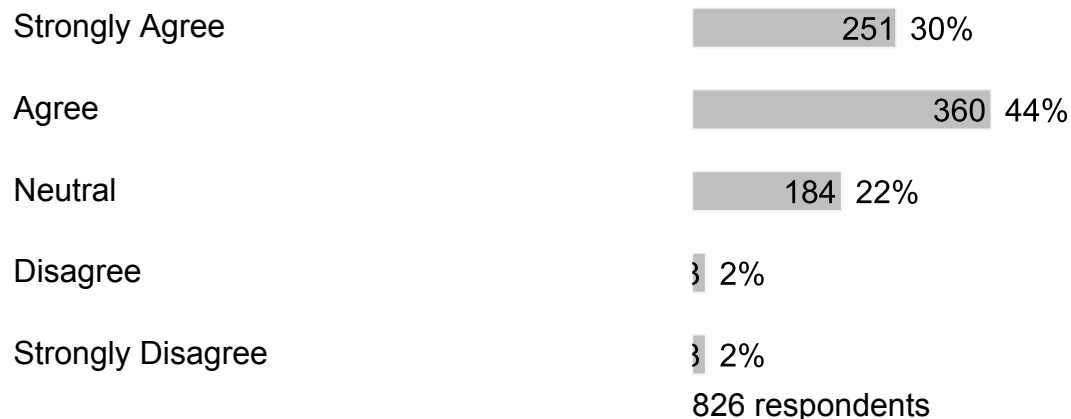
826 respondents

C. Section 2

1. I feel safe at my school.



2. I feel safe getting to and from my school.



3. *Note: Remember, this survey is anonymous, please report any bullying concerns to a trusted adult at your school. The next 10 questions ask about bullying. Bullying is when 1 or more students tease, threaten, spread rumors about, hit, shove, or hurt another student over and over again. It is not bullying when 2 students of about the same strength or power argue, fight or tease each other in a friendly way. During the past 12 months, have you ever been bullied on school property?

Yes	178	22%
-----	-----	-----

No 648 78%

826 respondents

4. The primary location on school property where I was bullied during the last 12 months was:

On the school bus 0%

In the classroom 83 10%

In the cafeteria 7 2%

In the hallway 31 4%

In the restroom 1 1%

Other school area 2 4%

Does not apply to me 651 79%

824 respondents

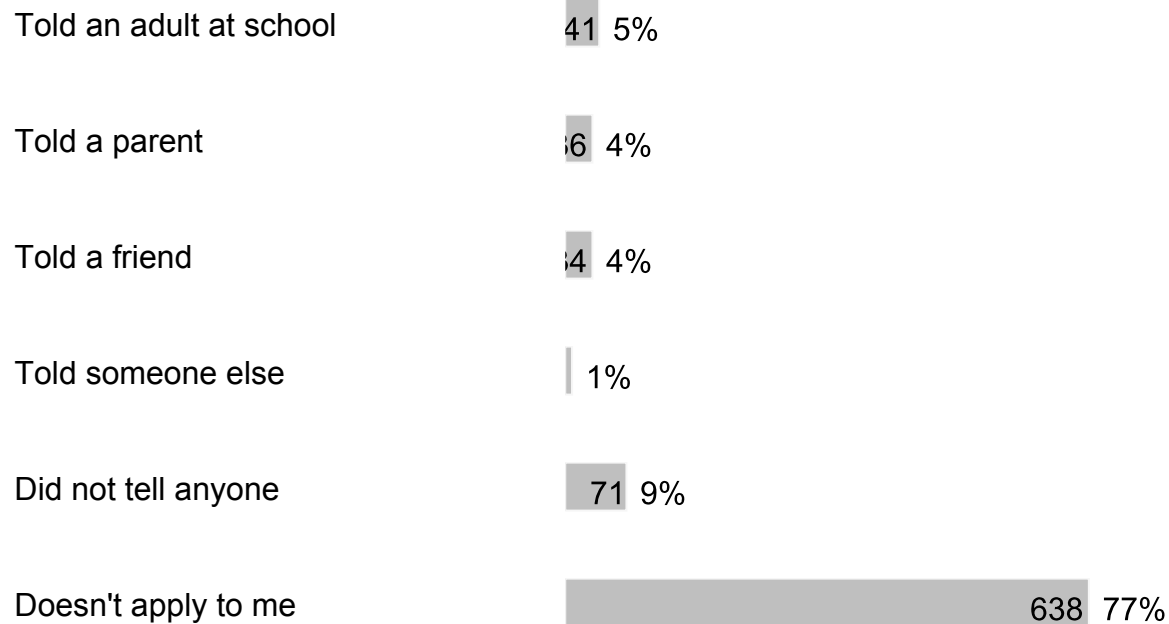
5. During the past 12 months, have you ever been electronically bullied? (Count being bullied through texting, Instagram, TikTok, Snapchat or other social media.)

Yes 76 9%

No 750 91%

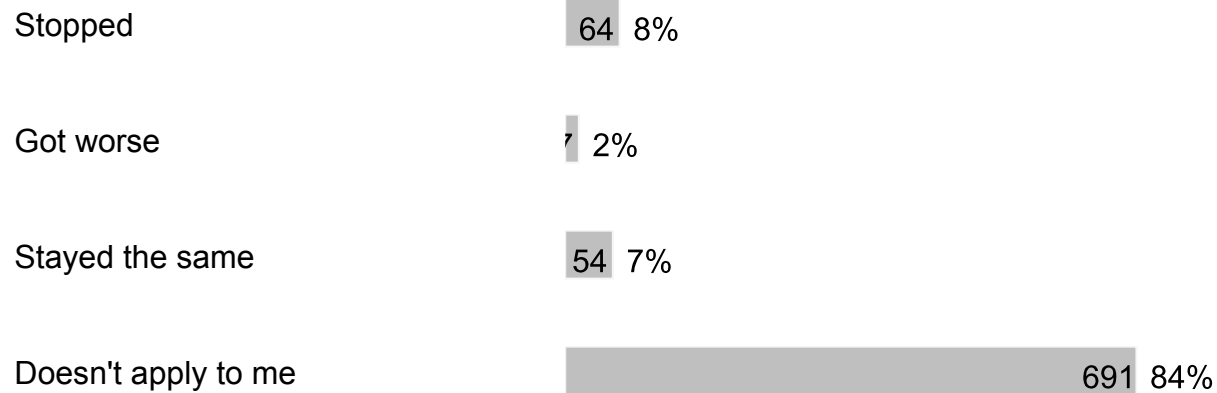
826 respondents

6. After I was bullied, I:



826 respondents

7. After I told an adult at school about being bullied, the bullying:



826 respondents

8. A teacher or another adult at school taught our class about what bullying is this school year.

Yes 693 84%

No 133 16%

826 respondents

9. I think bullying is wrong.

Strongly Agree 513 62%

Agree 197 24%

Neutral 91 11%

Disagree 1 1%

Strongly Disagree 5 2%

826 respondents

10. I know different ways to intervene or help if bullying were occurring or going to occur.

Strongly Agree 159 19%

Agree 321 39%

Neutral 291 35%

Disagree 31 4%

Strongly Disagree 4 3%

826 respondents

11. I would intervene or help if another student was being bullied.

Strongly Agree 180 22%

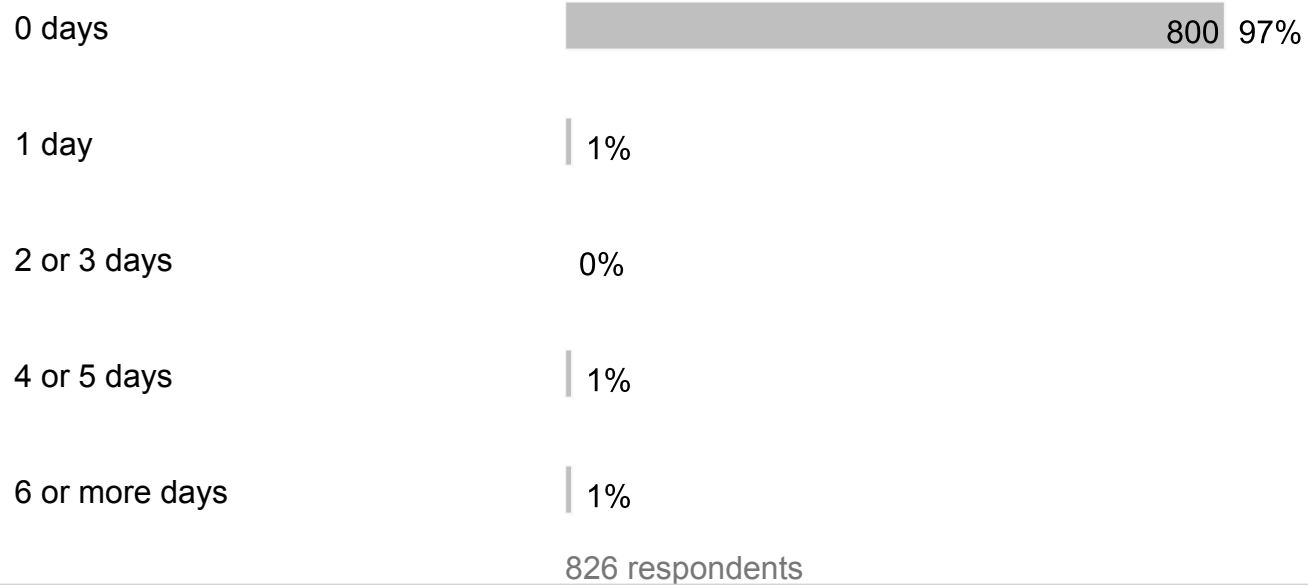
Agree	269	33%
Neutral	308	37%
Disagree	40	5%
Strongly Disagree	9	4%
826 respondents		

12. What can adults do to help stop bullying at school?

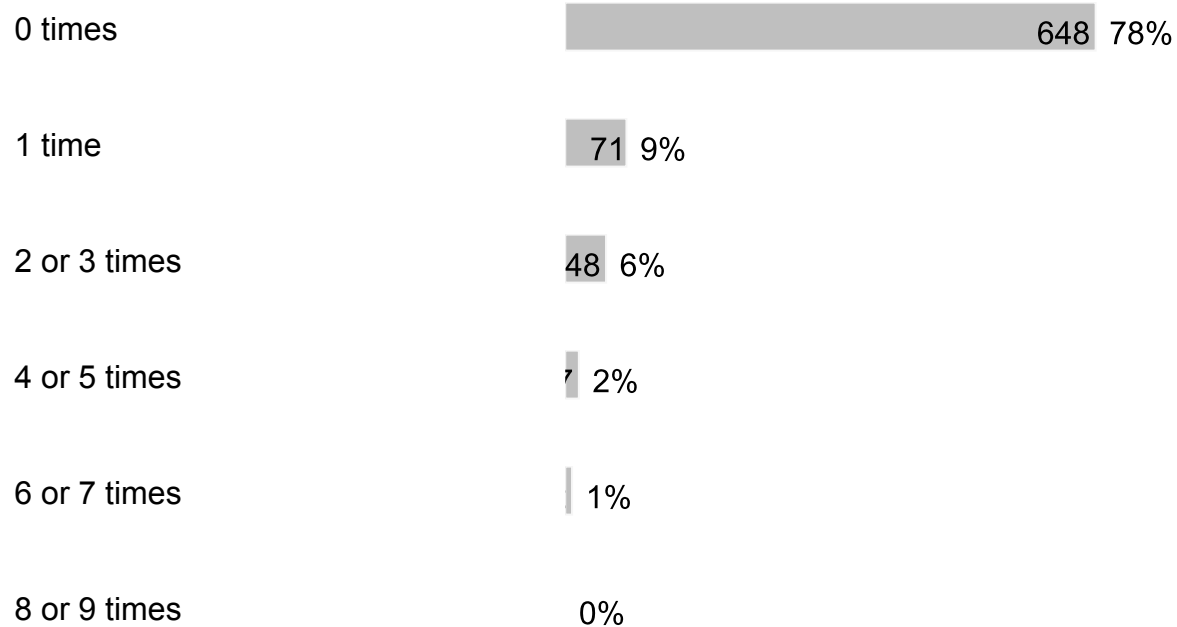
Supervise the school better	170	21%
Start a student patrol program	54	7%
Make punishment for bullying more harsh	226	27%
Intervene more when they see bullying or disrespect	133	16%
Talk/teach about bully prevention and/or intervention in class	109	13%
Help students work together and make friends	60	7%
Teach and celebrate kindness and respect more	74	9%

826 respondents

13. During the past 30 days, how many days did you carry a weapon such as a gun, knife or club on school property?



14. During the past 30 days, how many times have you been threatened by another student at school?



10 or 11 times 0%

12 or more times 5 3%

826 respondents

15. During the past 12 months, how many times were you in a physical fight on school property?

0 times 739 90%

1 time 43 5%

2 or 3 times 2 2%

4 or 5 times 1 1%

6 or 7 times 0%

8 or 9 times 0%

10 or 11 times 0%

12 or more times 1 1%

825 respondents

16. During the past 12 months, how many times did someone you were dating or going out with physically hurt you on purpose? (Count such things as being hit, slammed into something or injured with an object or weapon.)

I did not date or go out with anyone during the past 12 months 479 58%

0 times 299 36%

1 time 2 3%

2 or 3 times 1 1%

4 or 5 times 0 0%

6 or more times 1 2%

826 respondents

17. During the past 30 days, how many days did you have at least one drink of alcohol? (Alcohol includes drinking beer, wine, flavored alcoholic beverages and liquor such as rum, gin, vodka, whiskey, etc.) For the purpose of this question, drinking alcohol does not include drinking a few sips of wine for religious purposes.

0 days 788 95%

1 or 2 days 1 3%

3 or 5 days 0 0%

6 to 9 days 0 0%

10 to 19 days 0 0%

20 to 29 days 0%

All 30 days 1%

826 respondents

18. During the past 30 days, how many days did you use an electronic vapor product? (Electronic vapor products include JUUL, SMOK, Suorin, Vuse, blu e-cigarettes, vapes, vape pens, e-cigars, e-hookahs, hookah pens, mods, etc.)

0 days 801 97%

1 or 2 days 1%

3 or 5 days 1%

6 to 9 days 0%

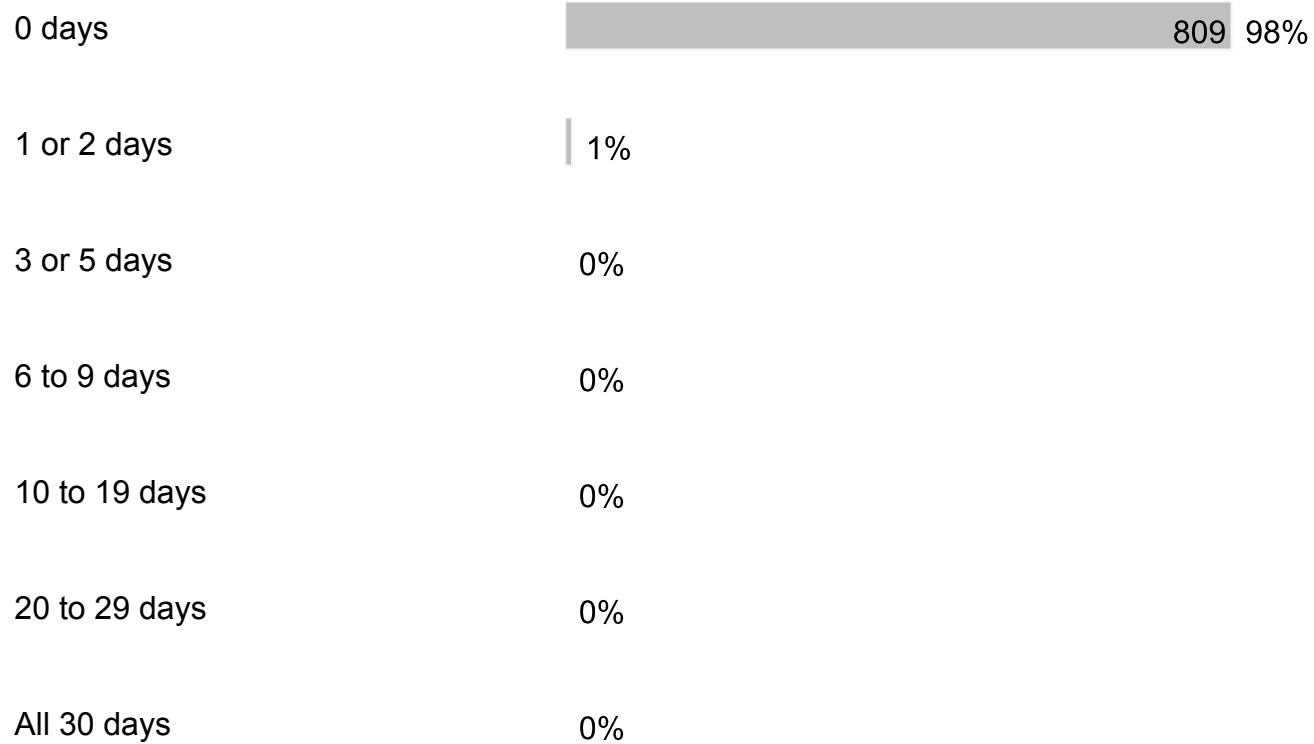
10 to 19 days 0%

20 to 29 days 0%

All 30 days 1%

826 respondents

19. During the past 30 days, how many days did you use marijuana (also called pot or weed)? Do not count CBD-only or hemp products, which come from the same plant as marijuana, but do not cause a high when used alone.



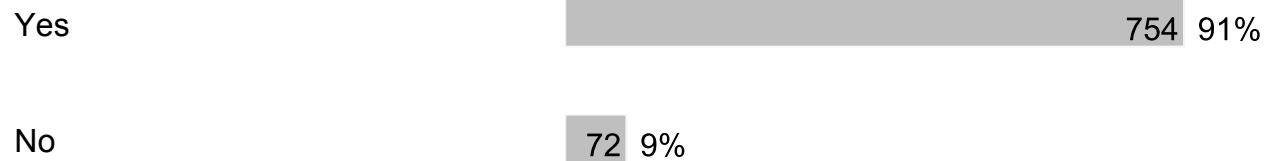
826 respondents

20. During the school year, I participated in alcohol, other drug or tobacco prevention activities or lessons.



826 respondents

21. I believe drinking alcohol is bad for your brain.



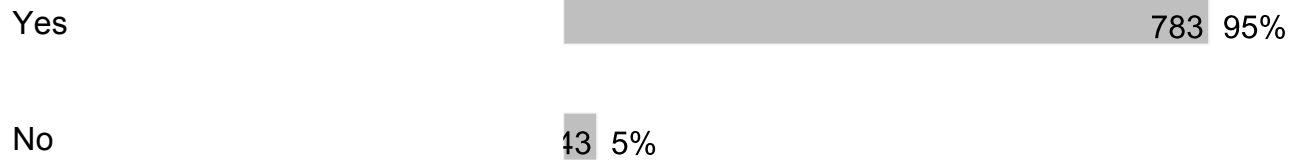
826 respondents

22. In your opinion, what percentage of Broward County students in grades 6 - 12 choose not to drink alcohol?



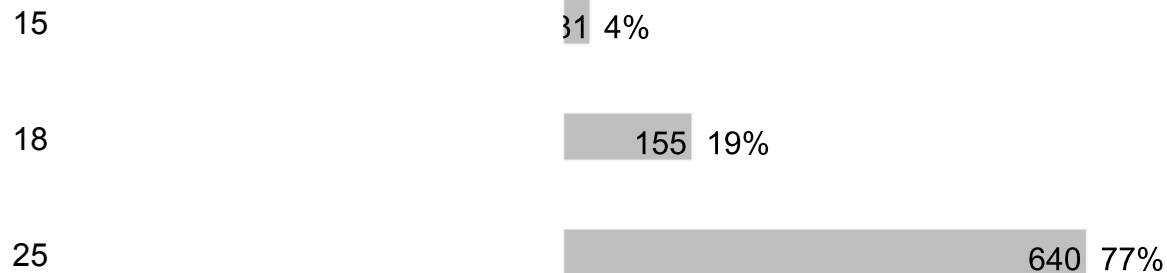
826 respondents

23. I believe using drugs are bad for your health.




826 respondents

24. At what age is a human brain fully developed?




826 respondents

25. My school is clean and well-maintained.



D. Section 3

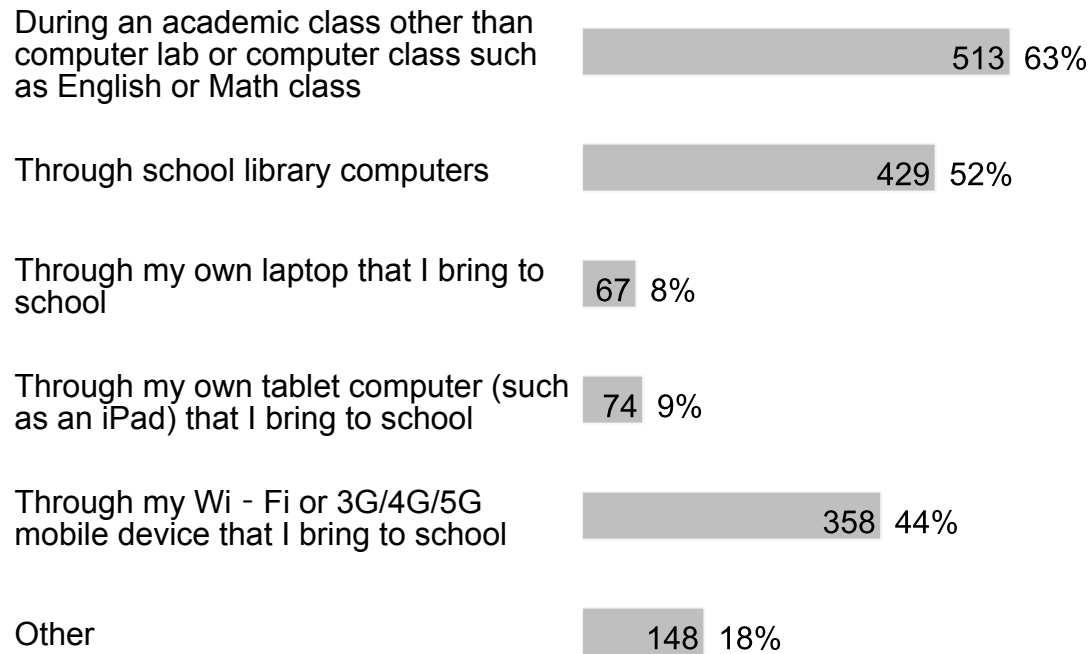
1. During a typical week, I have access to the internet at home in the following ways (check all that apply):



825 respondents

2. During a typical school day, I have access to the internet at school in the following ways (check all that apply):

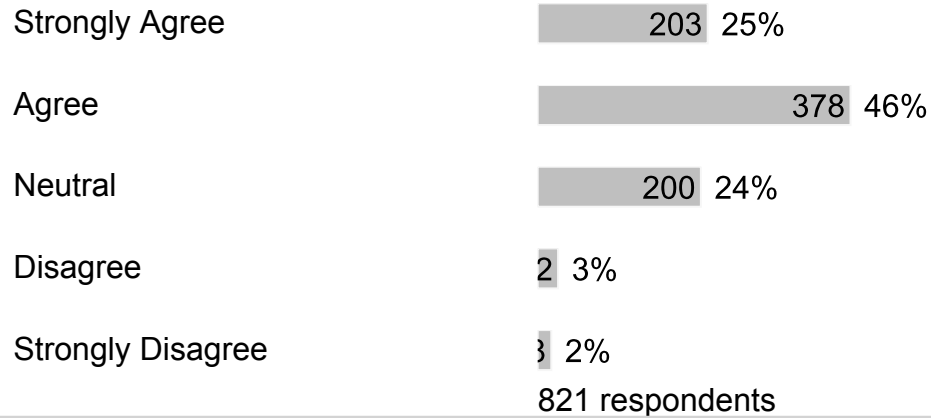




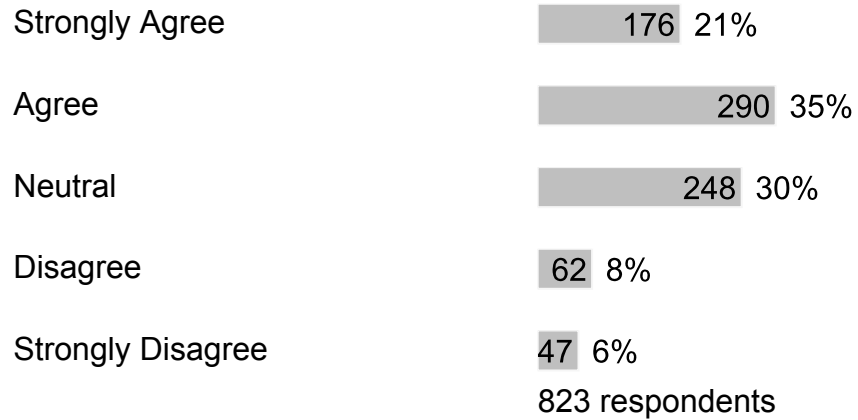
818 respondents

E. Section 4

1. My school provides sufficient material resources (books, supplies, technology, etc.) to meet my needs.



2. I would recommend my school to my friends.



F. Section 5

1. If I have a problem, I know who I can go to for help.

Strongly Agree	221	27%
Agree	327	40%
Neutral	194	24%
Disagree	40	5%
Strongly Disagree	38	5%


820 respondents

2. In my school, students treat adults with respect.

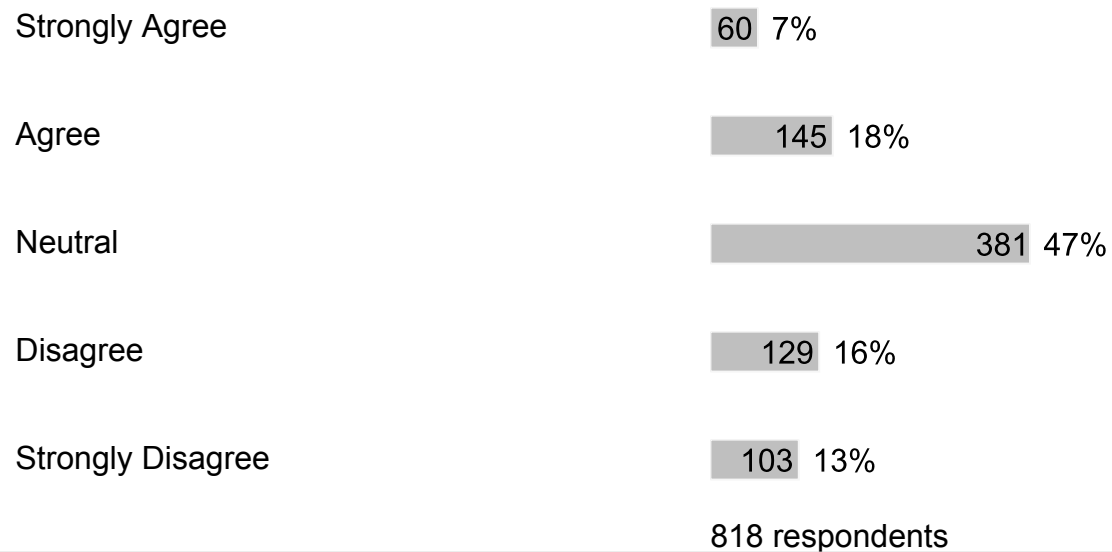
Strongly Agree	83	10%
Agree	178	22%
Neutral	382	47%
Disagree	105	13%
Strongly Disagree	72	9%

820 respondents

3. In my school, adults treat students with respect.



4. In my school, students treat each other with respect.



5. My school provides me the support that I need.

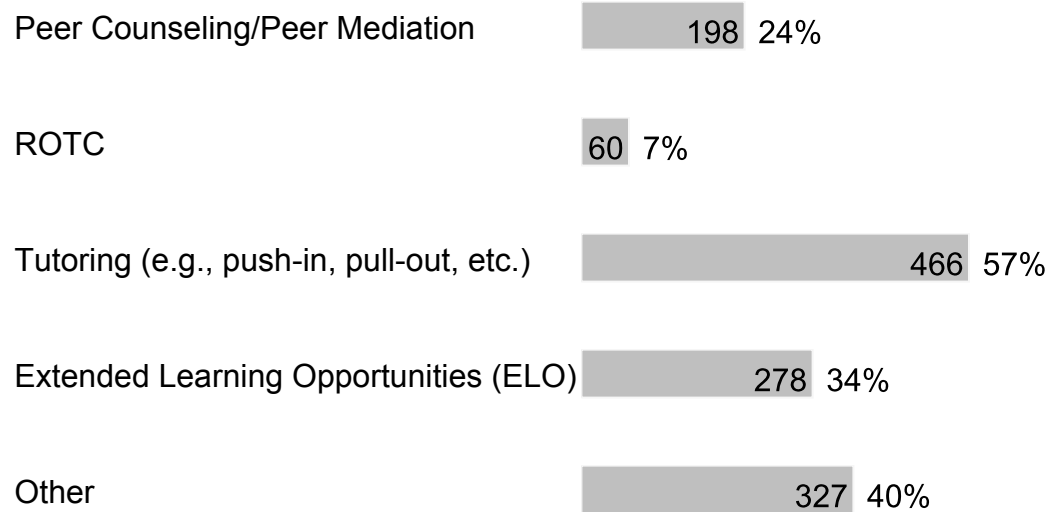


Agree	342	42%
Neutral	281	34%
Disagree	7	3%
Strongly Disagree	5	4%

815 respondents

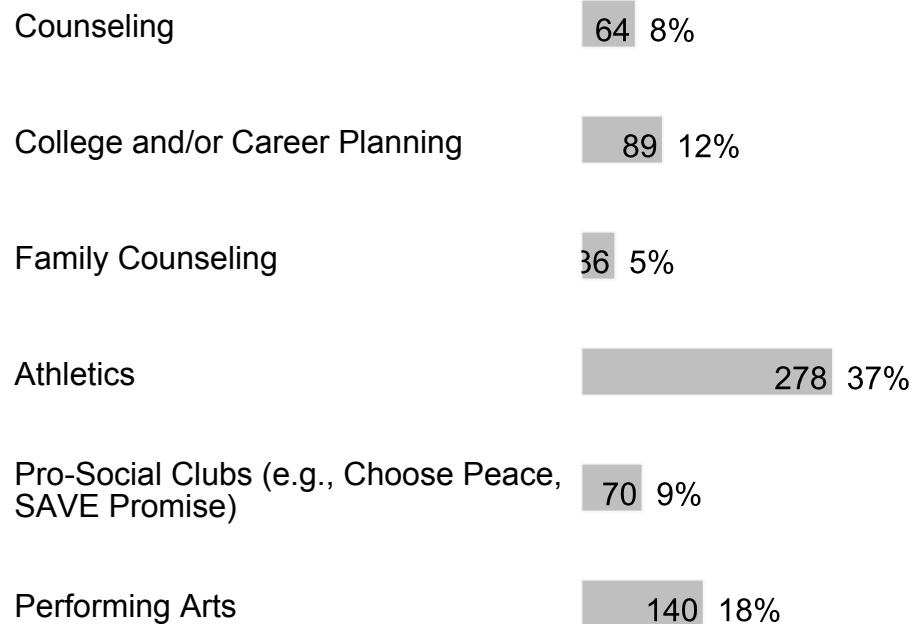
6. At my school, the following programs/services are available (check all that apply):

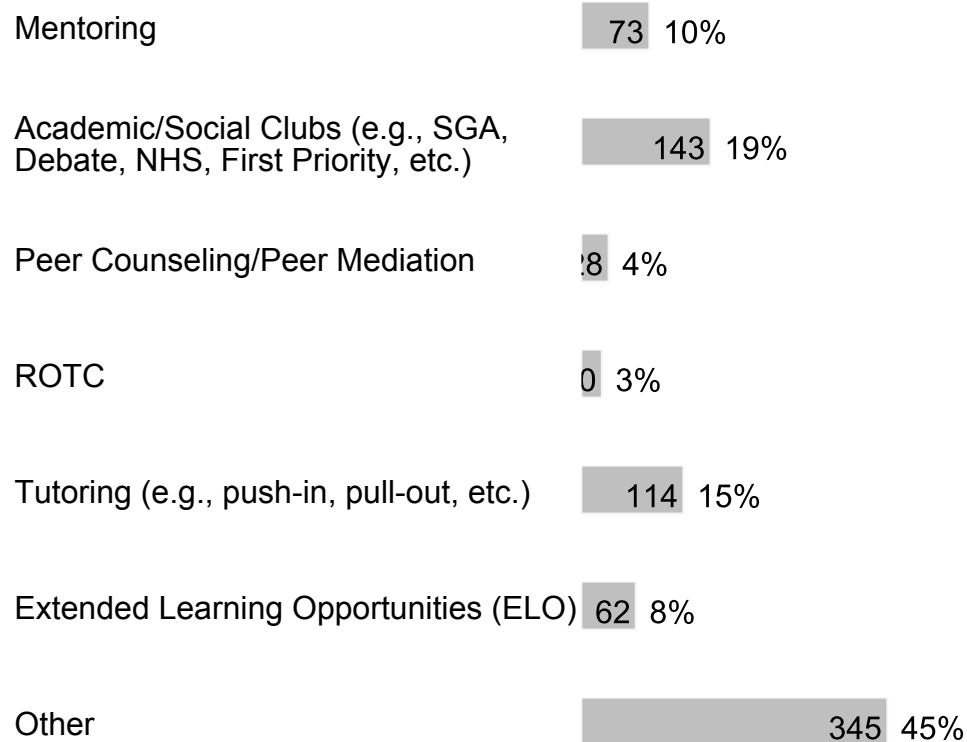
Counseling	562	68%
College and/or Career Planning	285	35%
Family Counseling	178	22%
Athletics	654	80%
Pro-Social Clubs (e.g., Choose Peace, SAVE Promise)	331	40%
Performing Arts	418	51%
Mentoring	276	34%
Academic/Social Clubs (e.g., SGA, Debate, NHS, First Priority, etc.)	481	59%



821 respondents

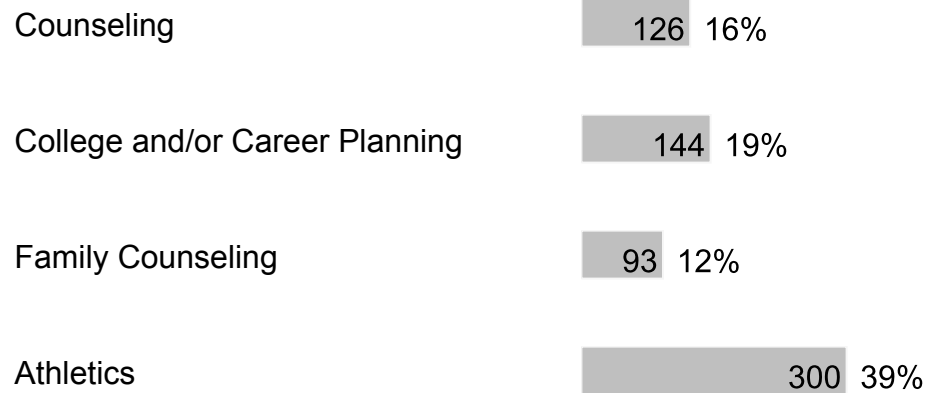
7. At my school, I participate in the following programs/services (check all that apply):

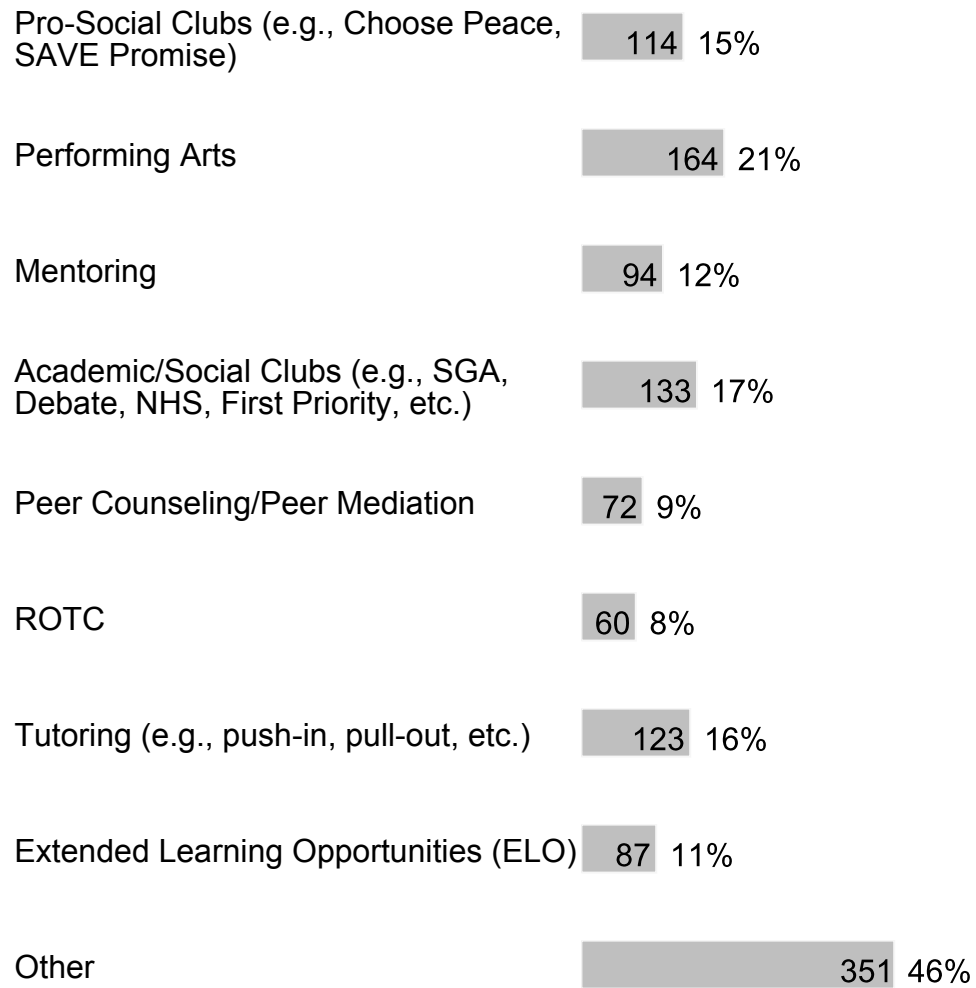




759 respondents

8. These are the programs/services at my school that I value most or would value if they were available at my school (check all that apply):





769 respondents

9. I am friends with other students at this school.

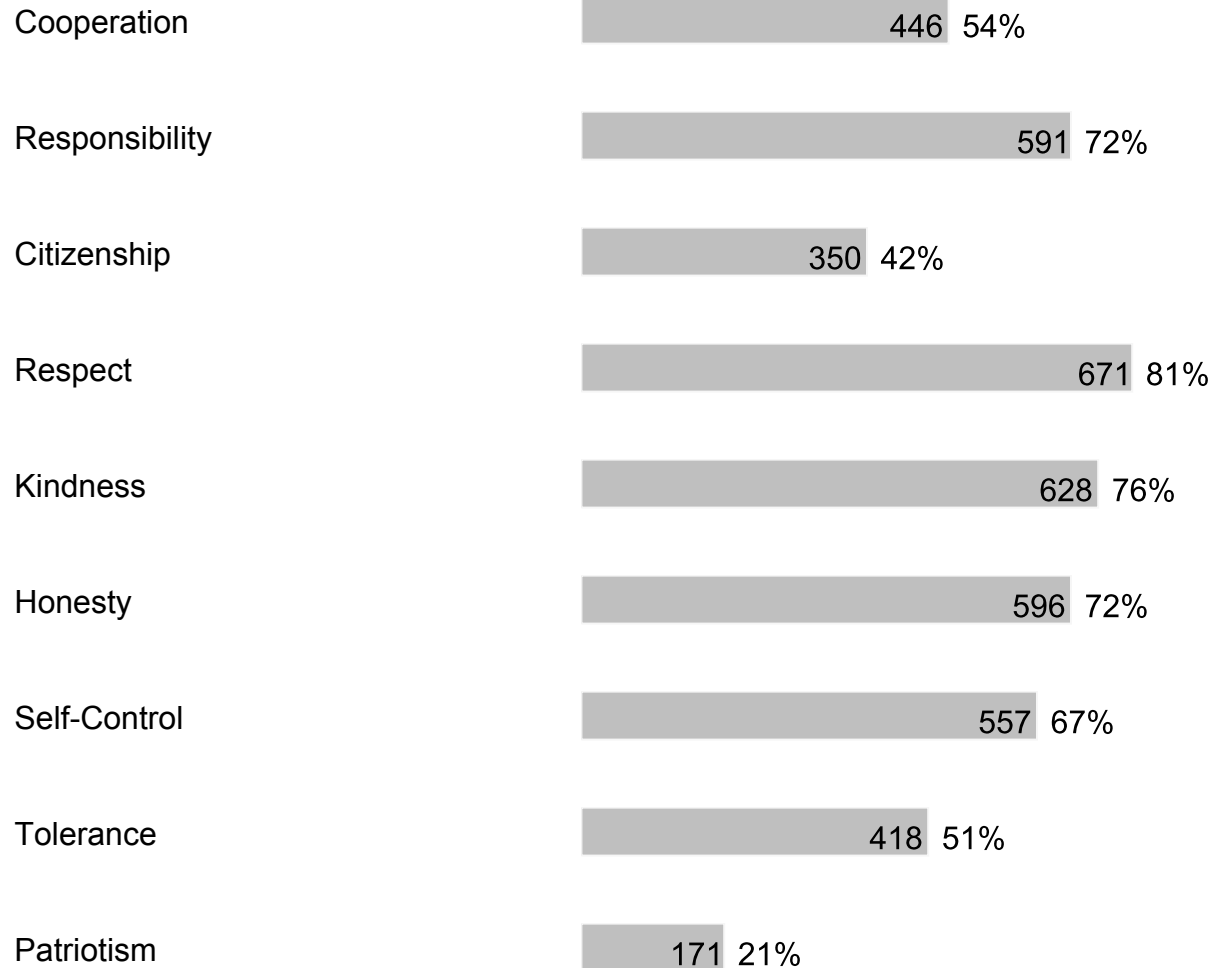


Disagree | 1%

Strongly Disagree | 1%


826 respondents

10. Which character traits do you value the most in yourself and others? (check all that apply)




826 respondents

11. I receive acknowledgement and/or praise for my strengths or accomplishments by adults at my school.



823 respondents


12. I enjoy eating food prepared by the cafeteria.




826 respondents

G. Section 6

1. In my school, a high-quality education is offered.



2. My school provides me with challenging curriculum, uses a variety of teaching methods and learning experiences to develop the skills I need to succeed.

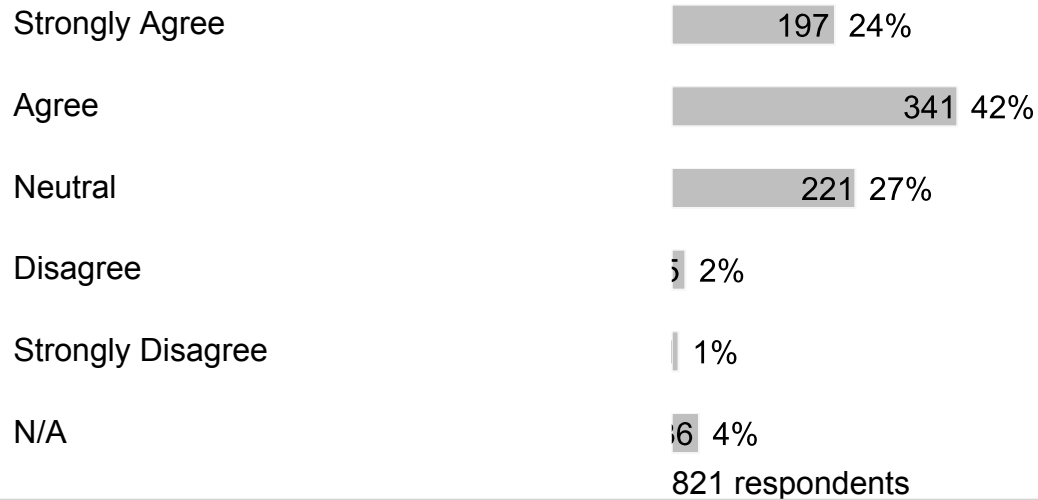


3. My school motivates me to set academic goals and learn new things.

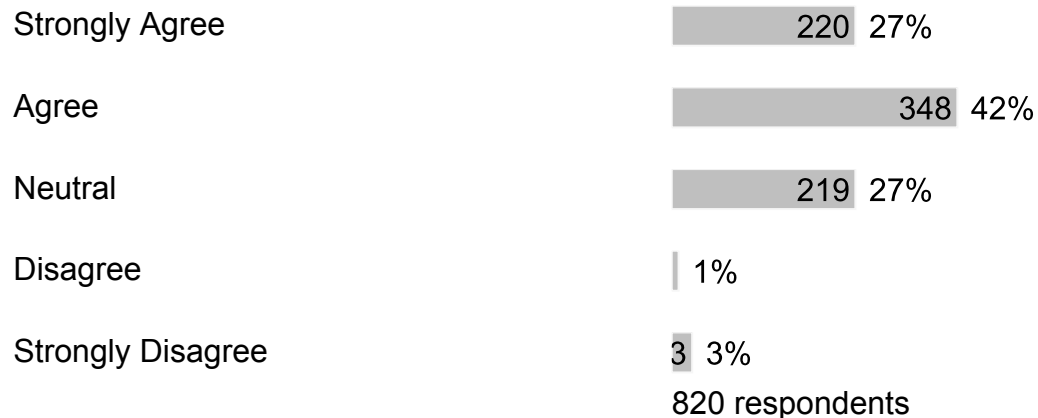





4. My teachers use tests, projects, presentations, and portfolios to assess my understanding of what was taught.




5. My school prepares me for success in the next school year.




6. Lessons and materials in our school prepare us to be effective users of media and technology.



7. In class, students spend considerable amounts of time actively engaged in learning (such as solving problems, discussing ideas, creating their own work, reading, writing, speaking and researching).



8. My teachers effectively engage students in the classroom and encourage creative thinking.



820 respondents

9. There are few distractions during class.

Strongly Agree	187	23%
Agree	220	27%
Neutral	281	34%
Disagree	71	9%
Strongly Disagree	63	8%

822 respondents

10. Students are encouraged to work in groups regularly.

Strongly Agree	79	10%
Agree	247	30%
Neutral	384	47%
Disagree	74	9%
Strongly Disagree	40	5%

824 respondents

11. Teachers are generally fair when it comes to grading student work.

Strongly Agree	116	14%
Agree	275	33%
Neutral	334	41%
Disagree	56	7%

Strongly Disagree 42 5%
823 respondents

12. I give class presentations or share my work with classmates.

Strongly Agree 105 13%
Agree 248 30%
Neutral 380 46%
Disagree 49 6%
Strongly Disagree 41 5%
823 respondents

13. I work on assignments that challenge me and/or take more than one class period to complete.

Strongly Agree 156 19%
Agree 328 40%
Neutral 290 35%
Disagree 6 3%
Strongly Disagree 3 3%
823 respondents

14. I complete meaningful homework to review what I learned in class and/or prepare for the next day's lesson.

Strongly Agree 124 15%
Agree 301 37%
Neutral 326 40%

Disagree 41 5%

Strongly Disagree 6 3%

818 respondents

15. I receive feedback about my work that helps me better understand what I'm learning.

Strongly Agree 112 14%

Agree 302 37%

Neutral 331 40%

Disagree 45 5%

Strongly Disagree 10 4%

820 respondents

16. I am provided opportunities to correct or improve my work.

Strongly Agree 138 17%

Agree 343 42%

Neutral 284 35%

Disagree 7 3%

Strongly Disagree 6 3%

818 respondents

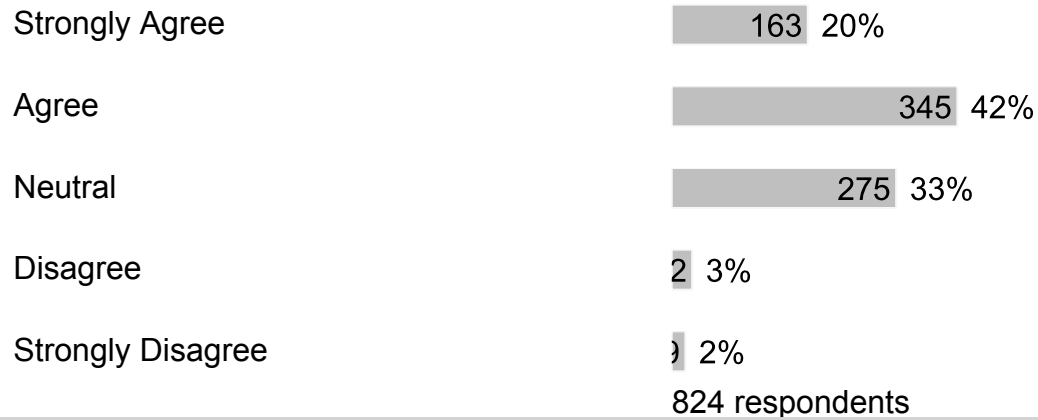
17. I am provided opportunities to participate in class discussions and activities.

Strongly Agree 142 17%


Agree 373 46%



18. My teachers explain their expectations so I can be successful.




19. My teachers provide me with information about how well I am doing in school.




20. Teachers regularly post information online or send home a newsletter.

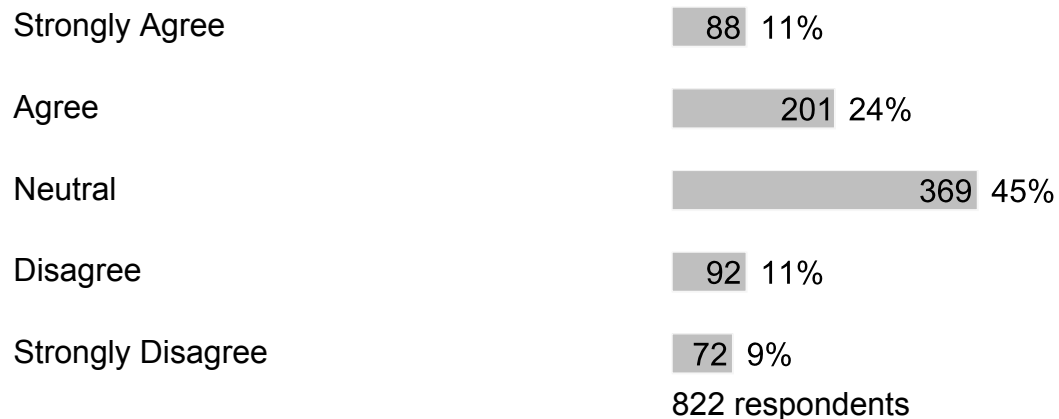




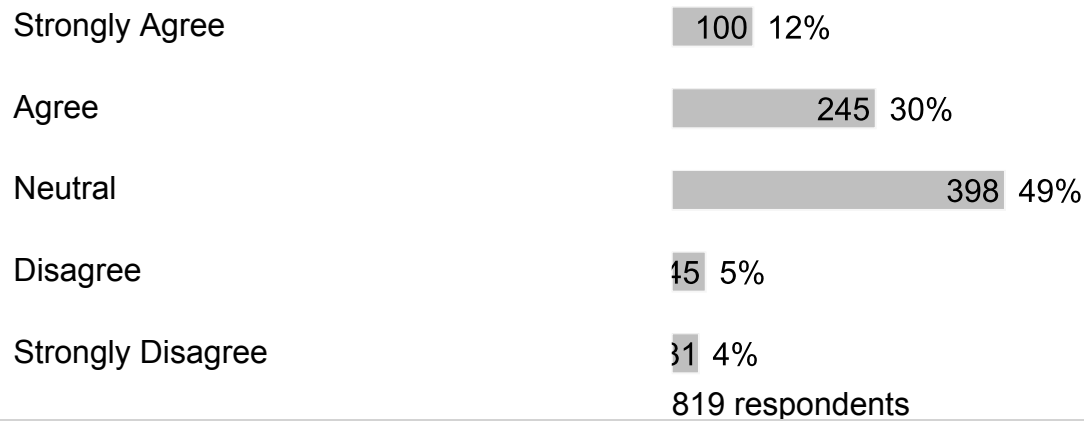
21. My teachers keep my family informed of my academic progress.




22. My school considers students' opinions when changing rules/policies and planning ways to improve the school.




23. My school shares information about school success with my community.



24. Our school uses different ways to communicate what is happening to parents and students.



25. My school focuses on Customer Service (greeting with a smile and responding to questions and concerns within one business day).



821 respondents

H. Section 7

1. What else would you like to tell us about your school?

Free form text answers are available in the exported CSV report