

# BCPS STUDENT (Grades 6-12) CUSTOMER SURVEY 2025

---

run on 09/02/2025



surveys



# BCPS STUDENT (Grades 6-12) CUSTOMER SURVEY 2025

run on 09/02/2025

Custom Survey

1 survey(s) 846 response(s)

## Report Filters

**School:**  
N/A

**Race:**  
N/A

**Grade:**  
N/A

**Gender:**  
N/A

**Ethnicity:**  
N/A

**Tag:**  
N/A

## BCPS STUDENT (Grades 6-12) CUSTOMER SURVEY 2025

### Demographics

Number of Responses | Percentages of Total Responses

#### 1. Gender

Male	397	47%
Female	429	51%
Prefer not to answer	7	2%

843 respondents

#### 2. Race

American Indian or Alaska Native	1	1%
Asian	66	8%
Black or African American	55	7%
Native Hawaiian or Other Pacific Islander	1	1%
White	436	53%

Multiracial 98 12%

Other 151 18%

824 respondents

### 3. Ethnicity

Hispanic 328 41%

Non-Hispanic or Latino 331 42%

Prefer not to answer 138 17%

797 respondents

### 4. Grade

Grade 6 337 40%

Grade 7 336 40%


Grade 8 172 20%

Grade 12 0%

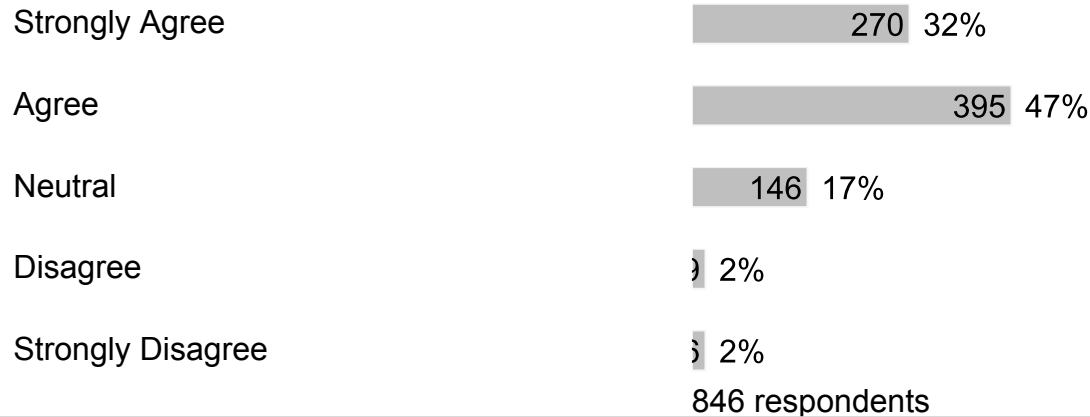
846 respondents

## C. Section 2

### 1. I feel safe at my school.



### 2. I feel safe getting to and from my school.



3. \*Note: Remember, this survey is anonymous, please report any bullying concerns to a trusted adult at your school. The next 10 questions ask about bullying. Bullying is when 1 or more students tease, threaten, spread rumors about, hit, shove, or hurt another student over and over again. It is not bullying when 2 students of about the same strength or power argue, fight or tease each other in a friendly way. During the past 12 months, have you ever been bullied on school property?

Yes 151 18%

No 695 82%

846 respondents

4. The primary location on school property where I was bullied during the last 12 months was:

On the school bus 1%

In the classroom 64 8%

In the cafeteria 5 3%

In the hallway 5 3%

In the restroom 0%

Other school area 3 3%

Does not apply to me 690 82%

841 respondents

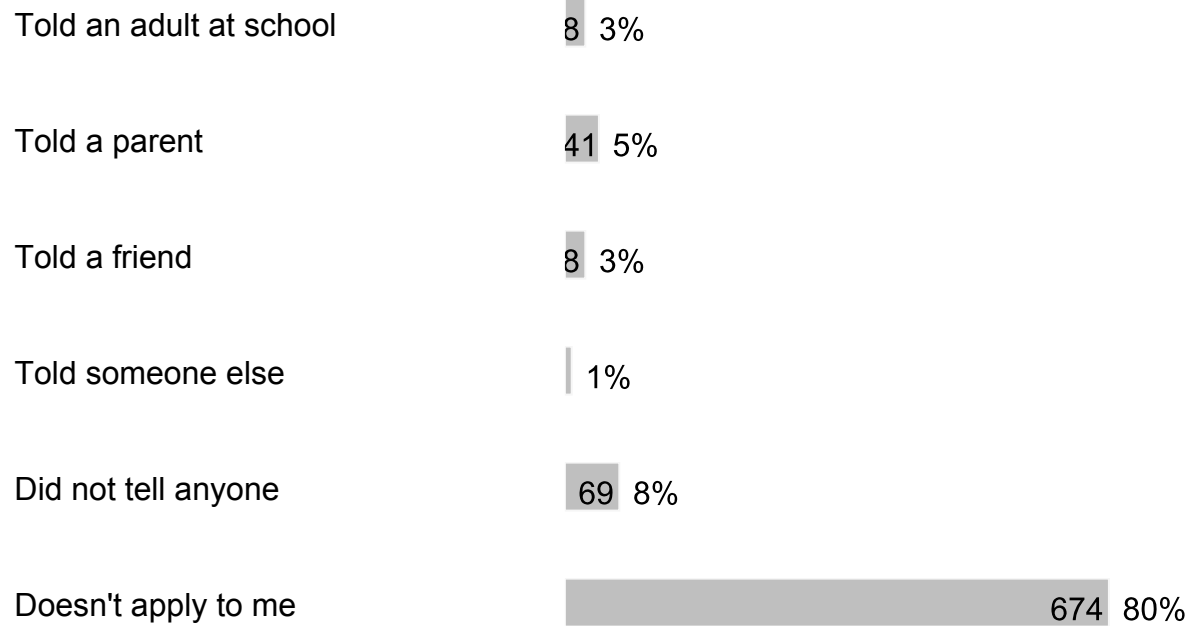
5. During the past 12 months, have you ever been electronically bullied? (Count being bullied through texting, Instagram, TikTok, Snapchat or other social media.)

Yes 74 9%

No 772 91%

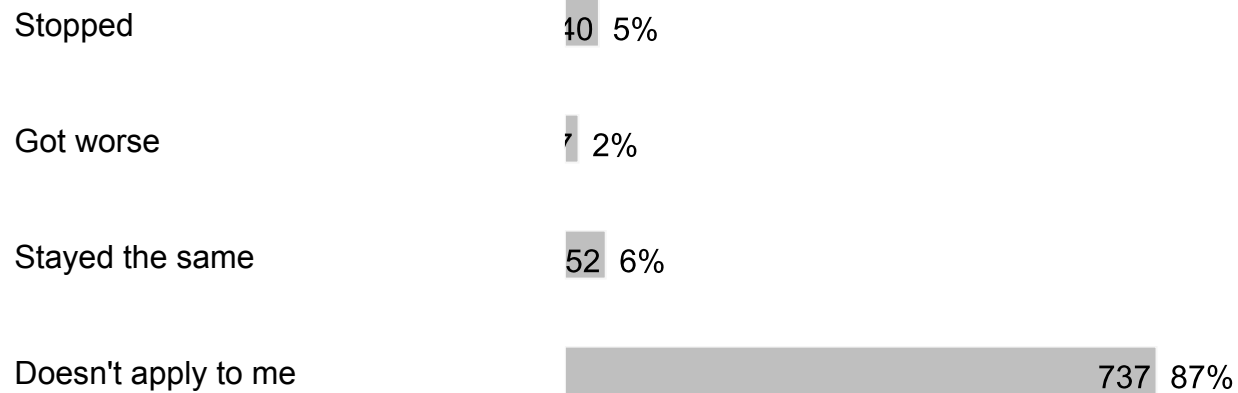
846 respondents

**6. After I was bullied, I:**



846 respondents

**7. After I told an adult at school about being bullied, the bullying:**



846 respondents

**8. A teacher or another adult at school taught our class about what bullying is this school year.**

Yes 751 89%

No 95 11%

846 respondents

9. I think bullying is wrong.

Strongly Agree 574 68%

Agree 204 24%

Neutral 57 7%

Disagree 0%

Strongly Disagree 1%

846 respondents

10. I know different ways to intervene or help if bullying were occurring or going to occur.

Strongly Agree 192 23%

Agree 348 41%

Neutral 261 31%

Disagree 2%

Strongly Disagree 5 3%

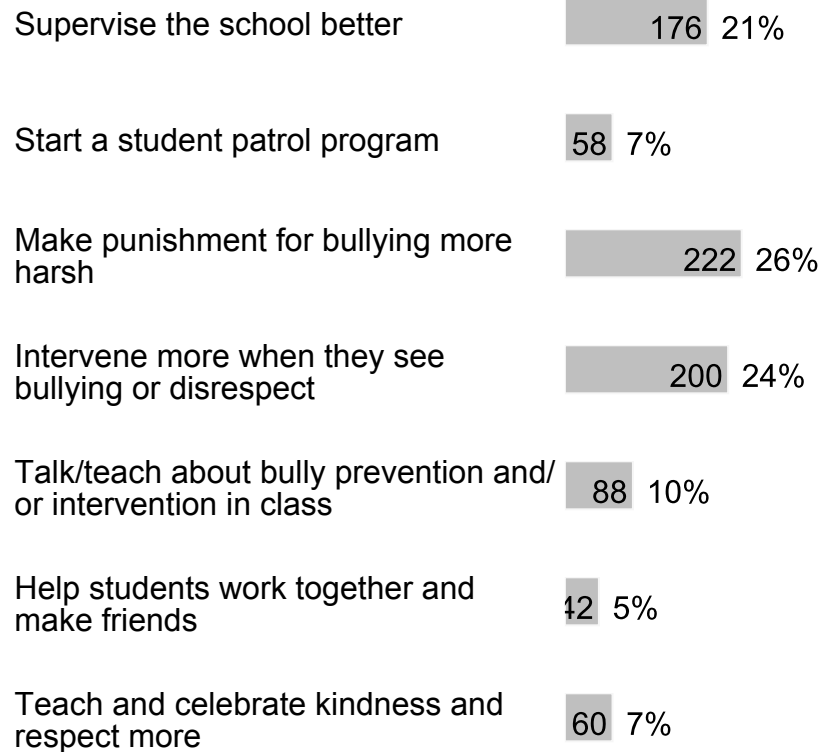
846 respondents

11. I would intervene or help if another student was being bullied.

Strongly Agree 214 25%



**12. What can adults do to help stop bullying at school?**



846 respondents

**13. During the past 30 days, how many days did you carry a weapon such as a gun, knife or club on school property?**

0 days	833 98%
1 day	0%
2 or 3 days	0%
4 or 5 days	0%
6 or more days	0%

846 respondents

**14. During the past 30 days, how many times have you been threatened by another student at school?**

0 times	687 81%
1 time	61 7%
2 or 3 times	39 5%
4 or 5 times	9 2%
6 or 7 times	1 1%
8 or 9 times	0%

10 or 11 times 0%

12 or more times 8 3%

846 respondents

**15. During the past 12 months, how many times were you in a physical fight on school property?**

0 times 768 91%

1 time 48 6%

2 or 3 times 1 1%

4 or 5 times 0%

6 or 7 times 0%

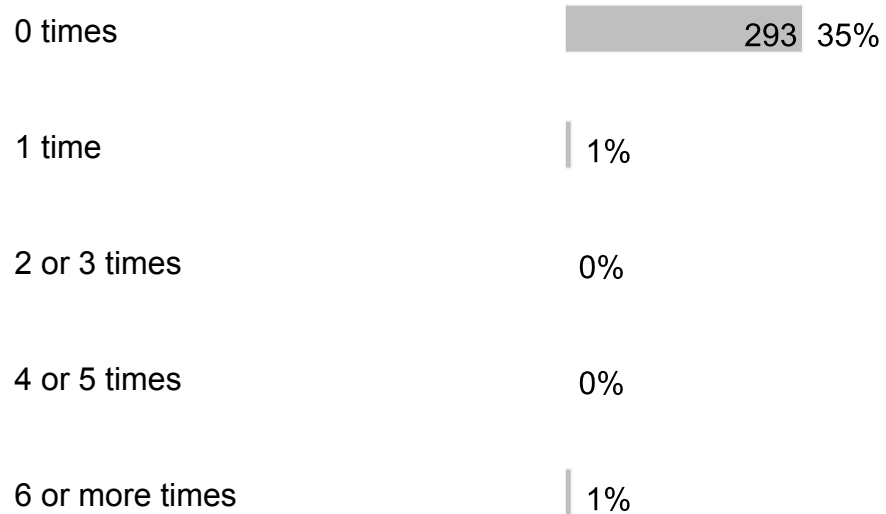
8 or 9 times 0%

12 or more times 1 1%

843 respondents

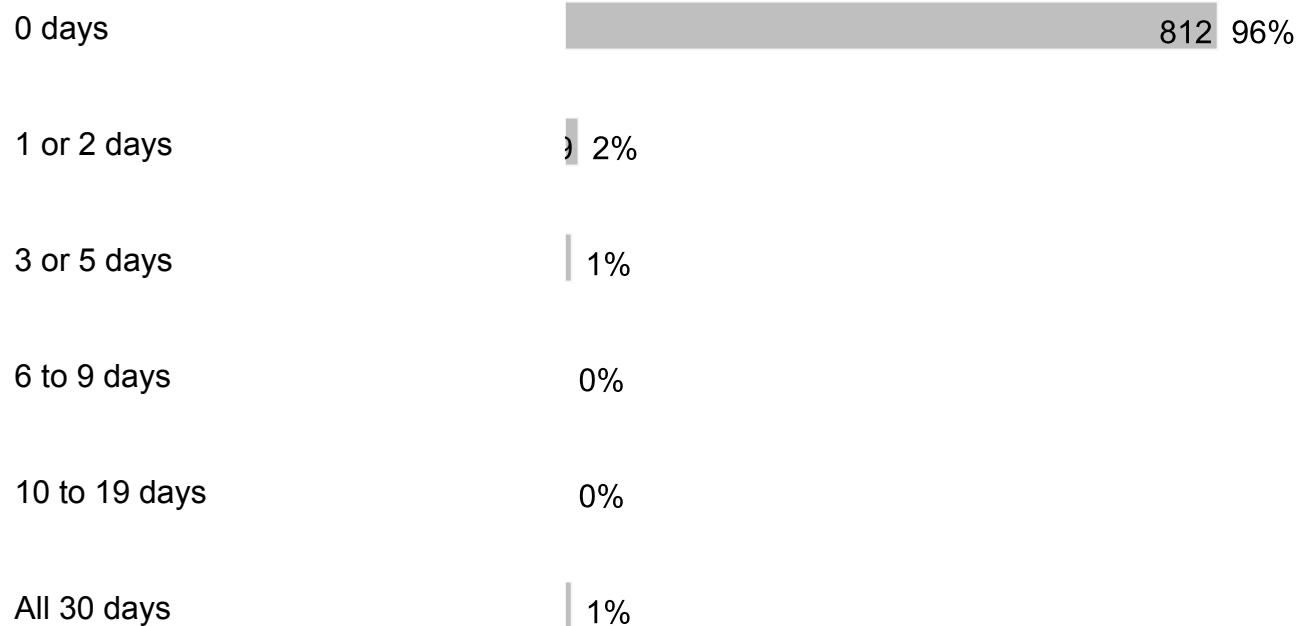
**16. During the past 12 months, how many times did someone you were dating or going out with physically hurt you on purpose? (Count such things as being hit, slammed into something or injured with an object or weapon.)**

I did not date or go out with anyone during the past 12 months 529 63%



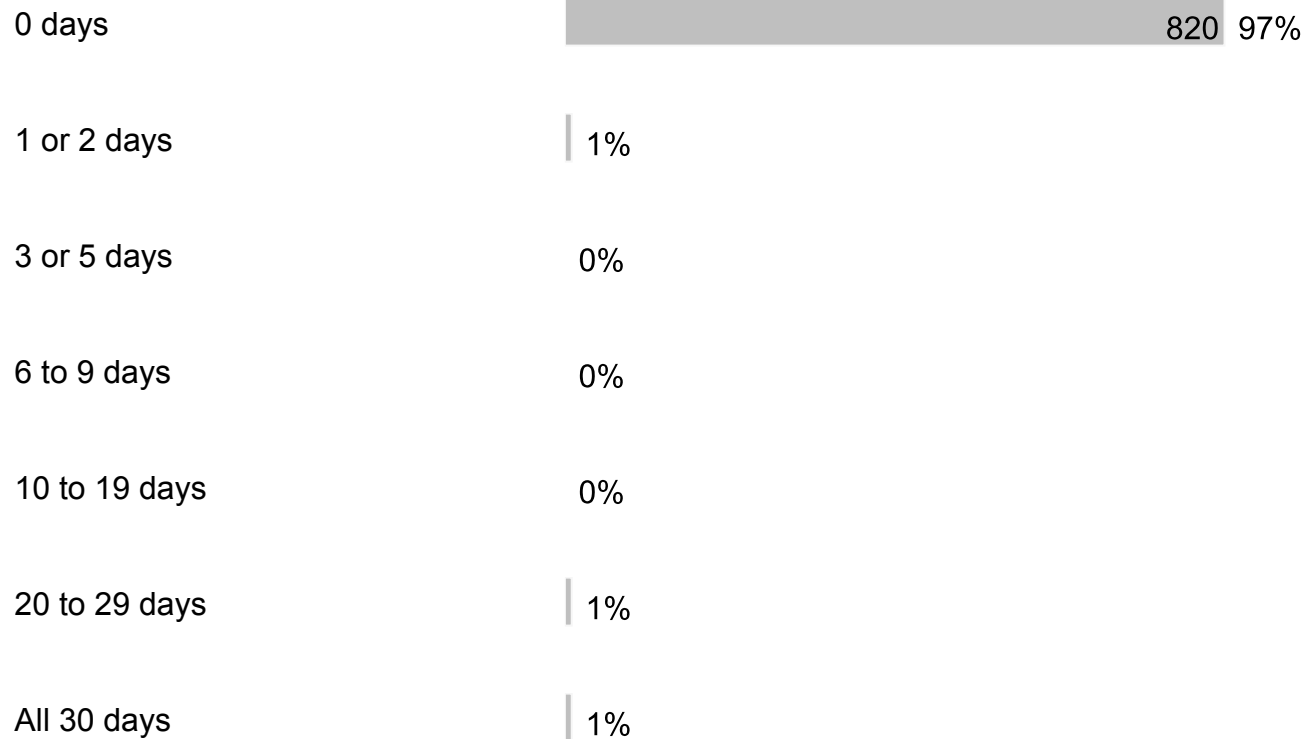
846 respondents

**17.** During the past 30 days, how many days did you have at least one drink of alcohol? (Alcohol includes drinking beer, wine, flavored alcoholic beverages and liquor such as rum, gin, vodka, whiskey, etc.) For the purpose of this question, drinking alcohol does not include drinking a few sips of wine for religious purposes.



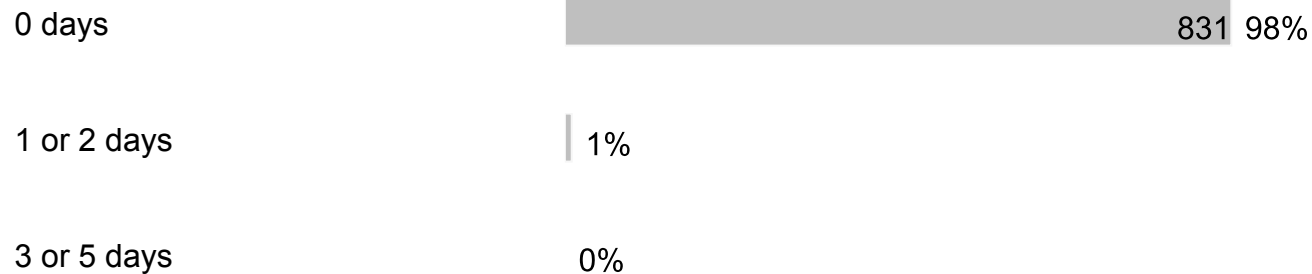
846 respondents

**18.** During the past 30 days, how many days did you use an electronic vapor product? (Electronic vapor products include JUUL, SMOK, Suorin, Vuse, blu e-cigarettes, vapes, vape pens, e-cigars, e-hookahs, hookah pens, mods, etc.)



846 respondents

**19.** During the past 30 days, how many days did you use marijuana (also called pot or weed)? Do not count CBD-only or hemp products, which come from the same plant as marijuana, but do not cause a high when used alone.



6 to 9 days	0%
20 to 29 days	0%
All 30 days	0%

846 respondents

**20. During the school year, I participated in alcohol, other drug or tobacco prevention activities or lessons.**

Yes	360	43%
No	486	57%

846 respondents

**21. I believe drinking alcohol is bad for your brain.**

Yes	772	91%
No	74	9%

846 respondents

**22. In your opinion, what percentage of Broward County students in grades 6 - 12 choose not to drink alcohol?**

25%	145	17%
50%	200	24%

75% 247 29%

Over 80% 254 30%

846 respondents

**23. I believe using drugs are bad for your health.**

Yes 815 96%

No 31 4%

846 respondents

**24. At what age is a human brain fully developed?**

15 6 3%

18 206 24%

25 614 73%

846 respondents

**25. My school is clean and well-maintained.**

Strongly Agree 78 9%

Agree 249 29%

Neutral 283 33%

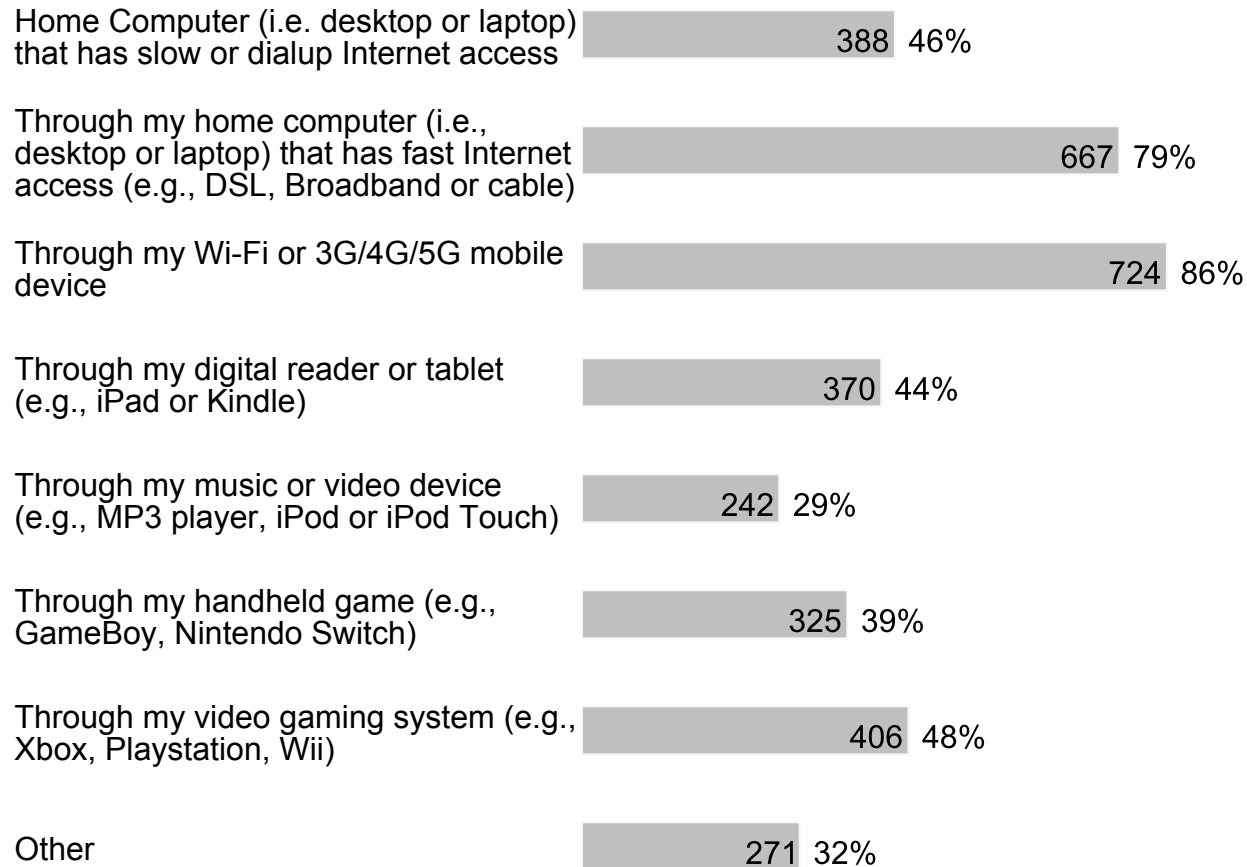
Disagree 135 16%

Strongly Disagree

101 12%  
846 respondents

## D. Section 3

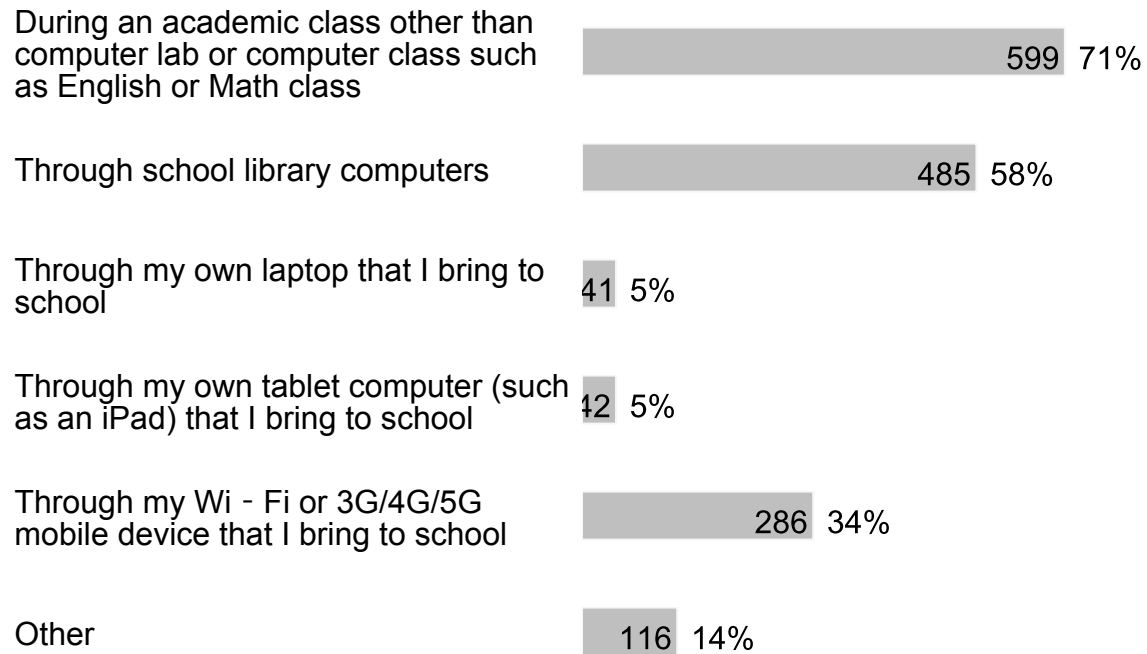
1. During a typical week, I have access to the internet at home in the following ways (check all that apply):



844 respondents

2. During a typical school day, I have access to the internet at school in the following ways (check all that apply):

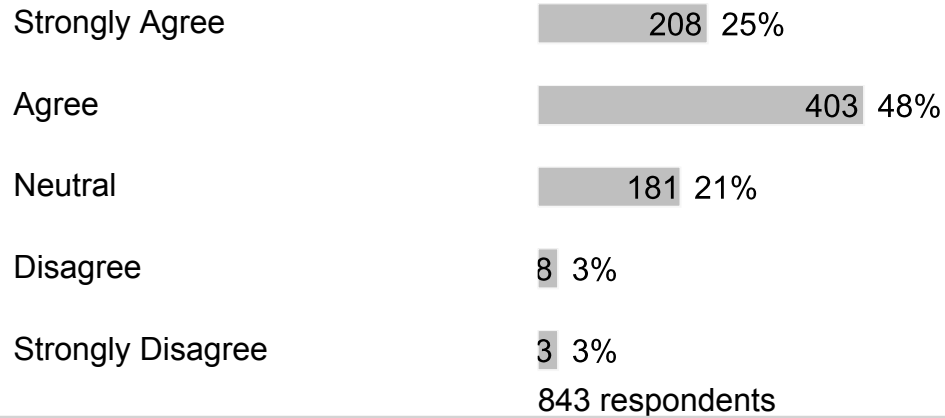




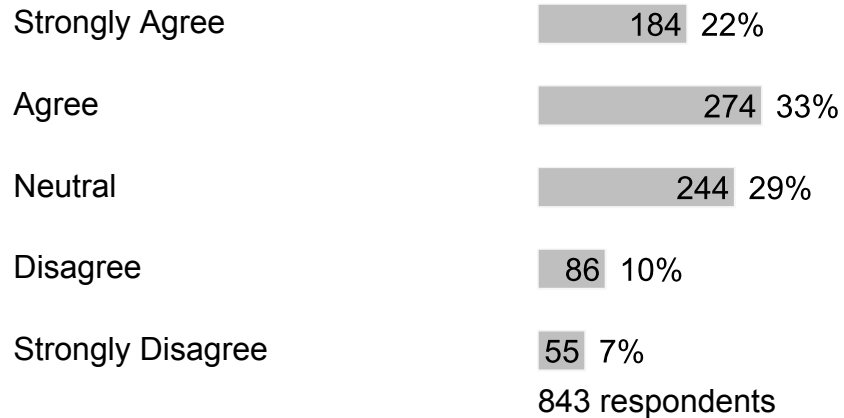
840 respondents

## E. Section 4

### 1. My school provides sufficient material resources (books, supplies, technology, etc.) to meet my needs.



### 2. I would recommend my school to my friends.



## F. Section 5

### 1. If I have a problem, I know who I can go to for help.

Strongly Agree	212	25%
Agree	366	43%
Neutral	193	23%
Disagree	47	4%
Strongly Disagree	15	4%

843 respondents

### 2. In my school, students treat adults with respect.

Strongly Agree	62	7%
Agree	223	27%
Neutral	358	43%
Disagree	126	15%
Strongly Disagree	69	8%

838 respondents

**3. In my school, adults treat students with respect.**

Strongly Agree	139	17%
Agree	320	38%
Neutral	259	31%
Disagree	82	10%
Strongly Disagree	42	5%

842 respondents

**4. In my school, students treat each other with respect.**

Strongly Agree	47	6%
Agree	185	22%
Neutral	394	47%
Disagree	128	15%
Strongly Disagree	86	10%

840 respondents

**5. My school provides me the support that I need.**

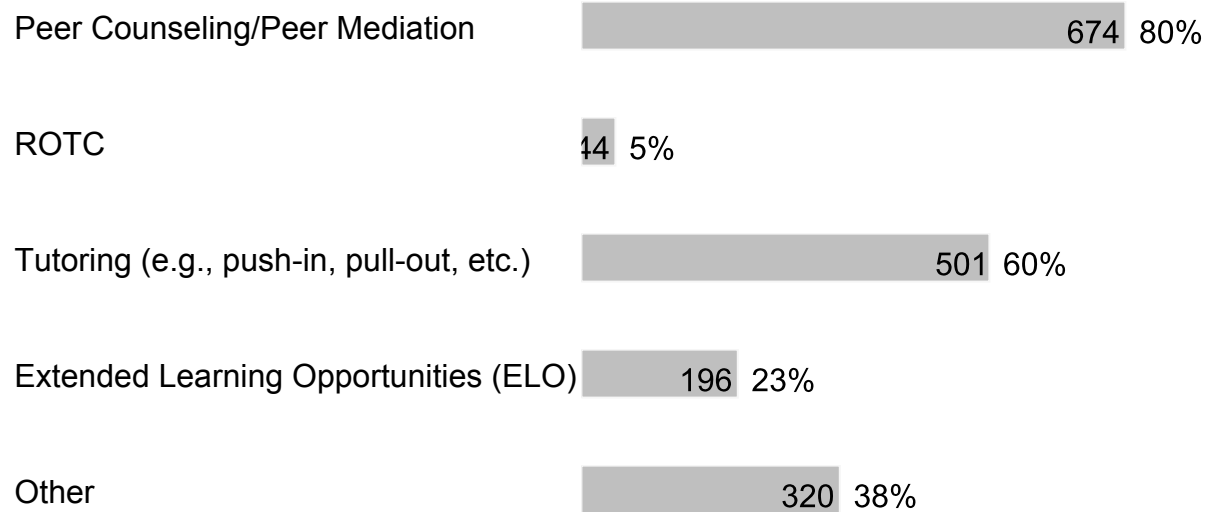
Strongly Agree	136	16%
----------------	-----	-----

Agree	347	41%
Neutral	273	33%
Disagree	47	6%
Strongly Disagree	4	4%

837 respondents

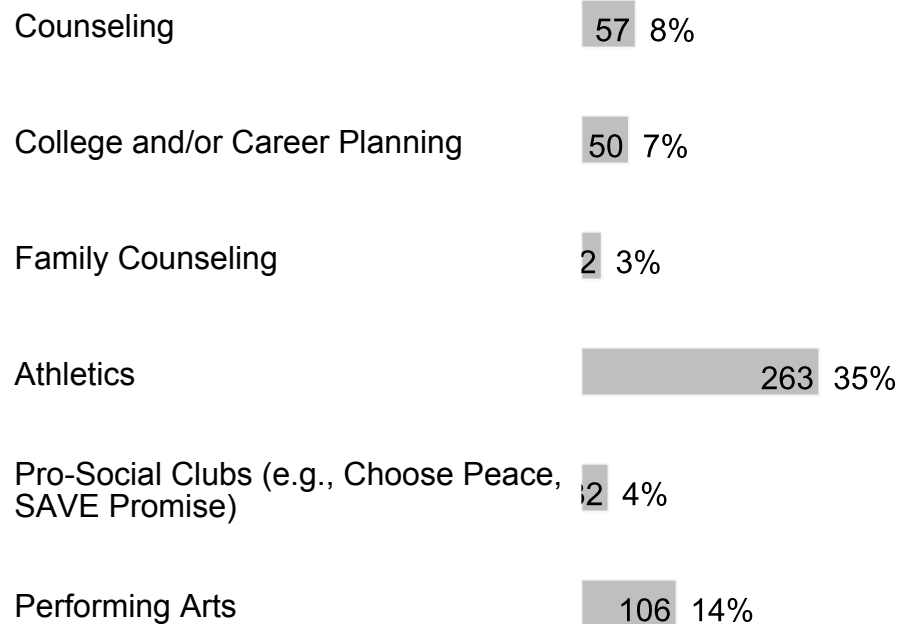
**6. At my school, the following programs/services are available (check all that apply):**

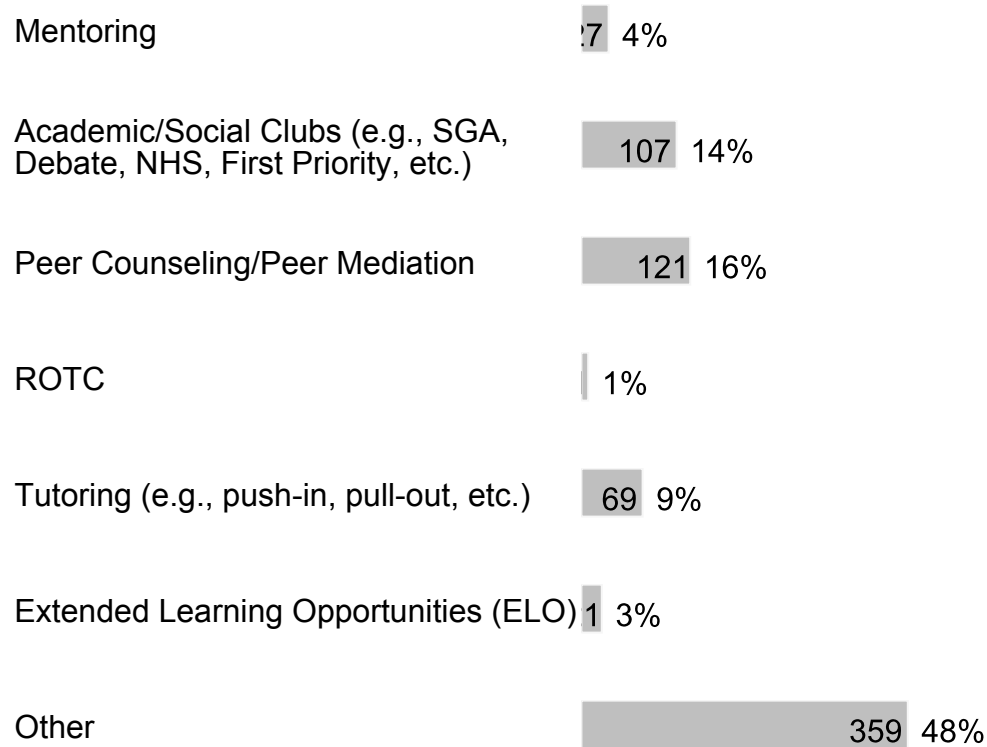
Counseling	667	80%
College and/or Career Planning	256	31%
Family Counseling	120	14%
Athletics	693	83%
Pro-Social Clubs (e.g., Choose Peace, SAVE Promise)	333	40%
Performing Arts	367	44%
Mentoring	185	22%
Academic/Social Clubs (e.g., SGA, Debate, NHS, First Priority, etc.)	529	63%



838 respondents

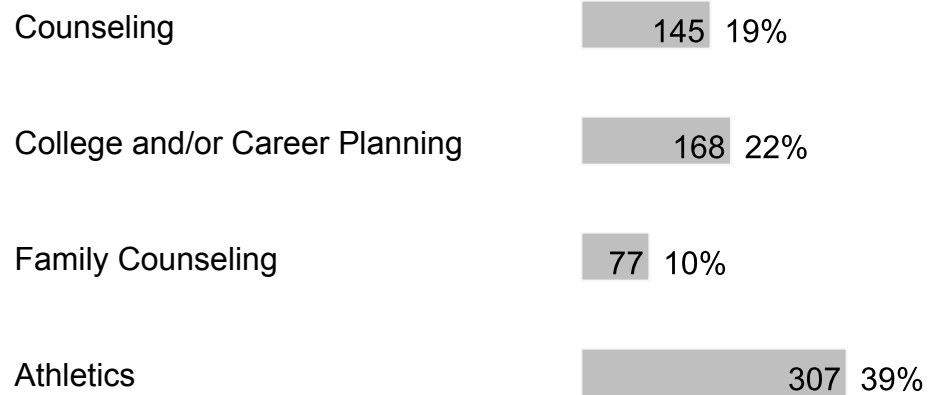
7. At my school, I participate in the following programs/services (check all that apply):

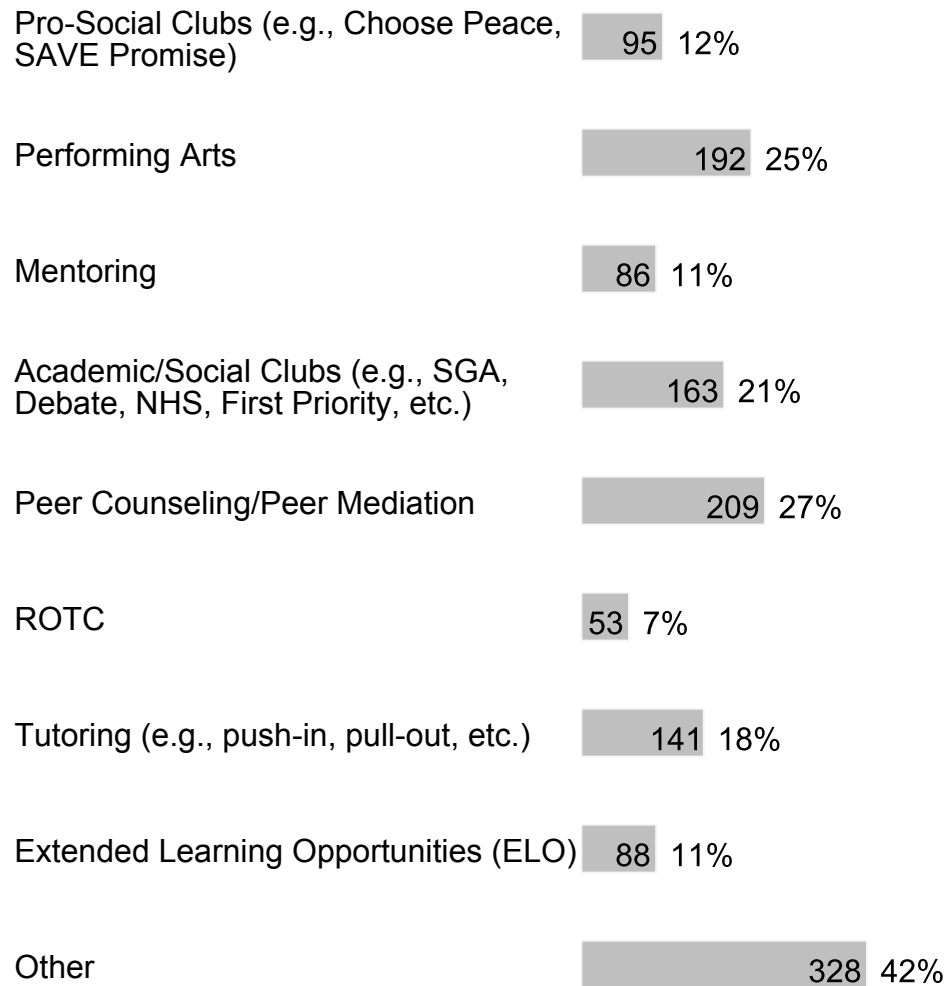




741 respondents

**8. These are the programs/services at my school that I value most or would value if they were available at my school (check all that apply):**





781 respondents

**9. I am friends with other students at this school.**

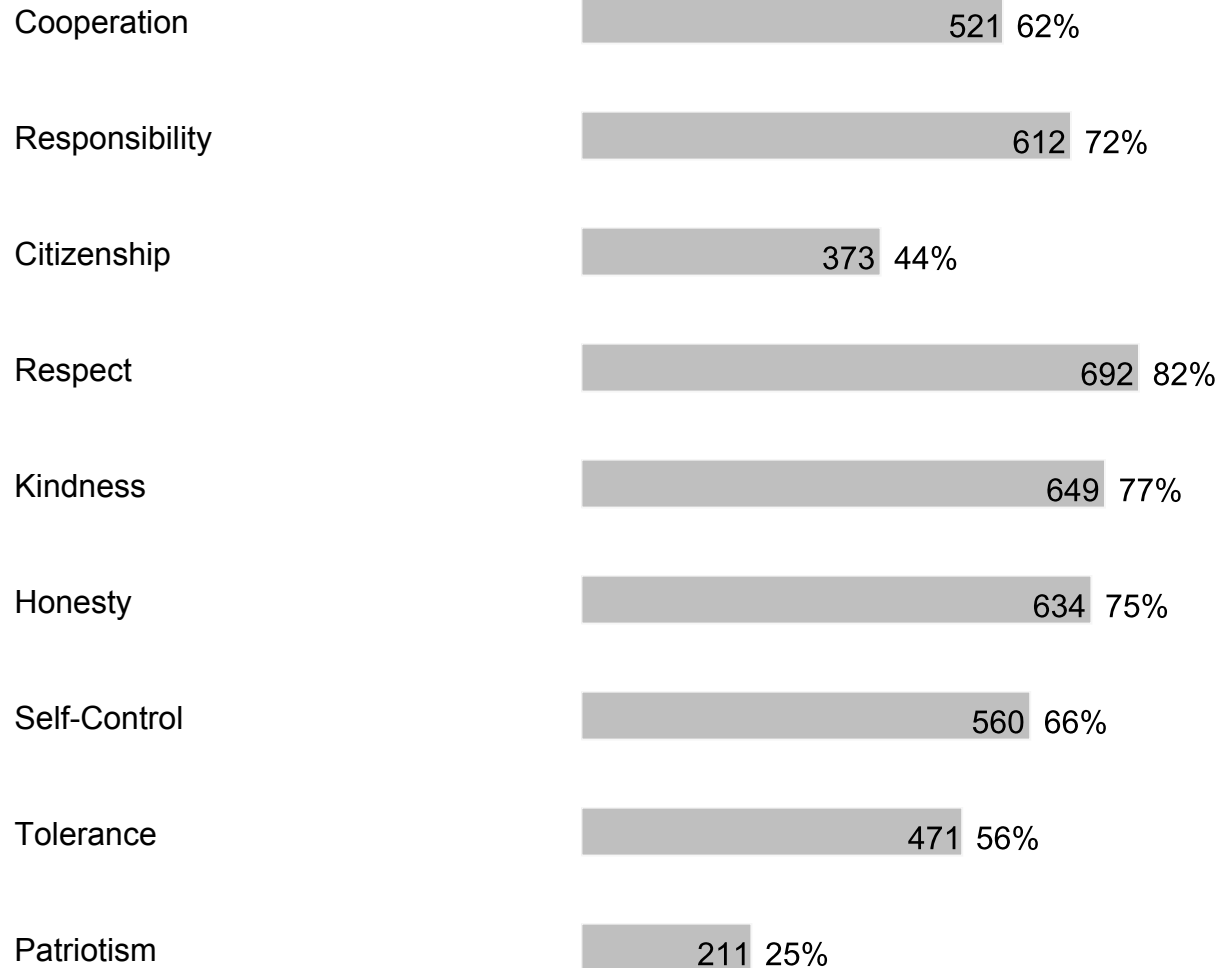


Disagree | 1%

Strongly Disagree | 1%

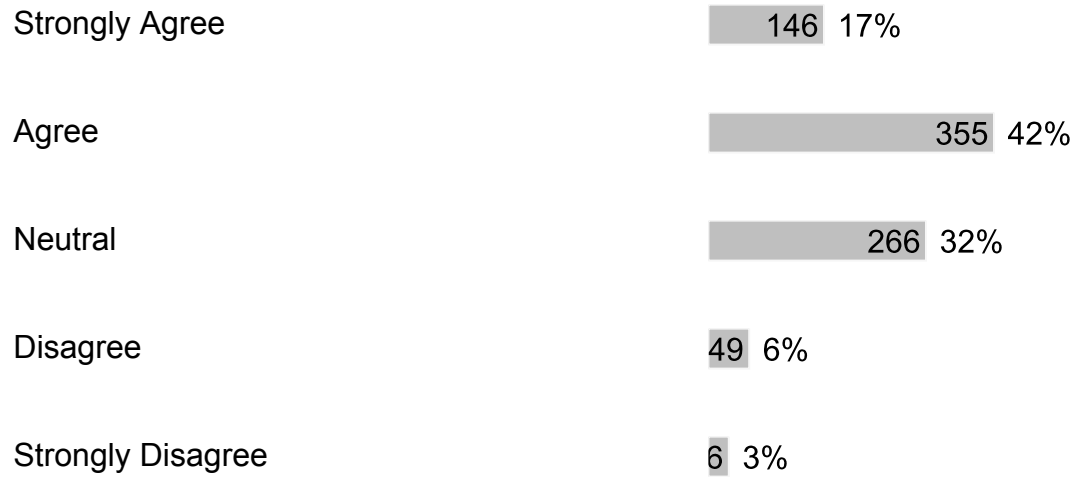
846 respondents

**10. Which character traits do you value the most in yourself and others? (check all that apply)**




846 respondents

**11. I receive acknowledgement and/or praise for my strengths or accomplishments by adults at my school.**



842 respondents

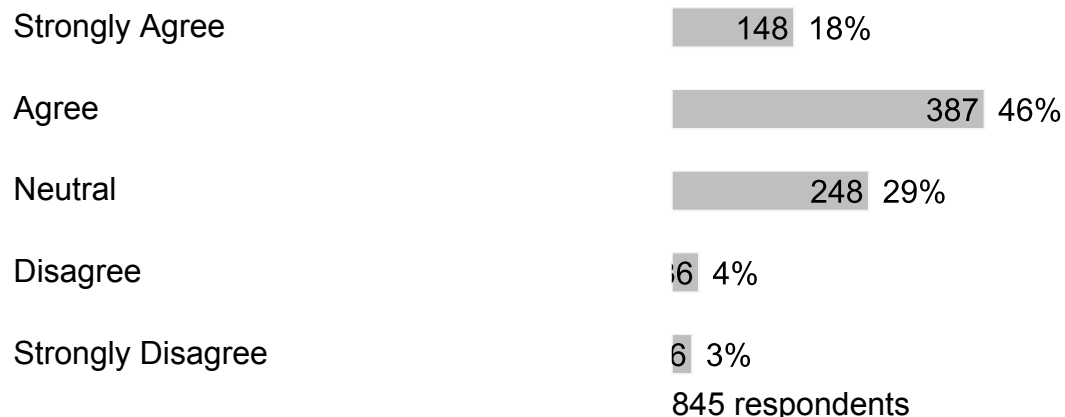
**12. I enjoy eating food prepared by the cafeteria.**



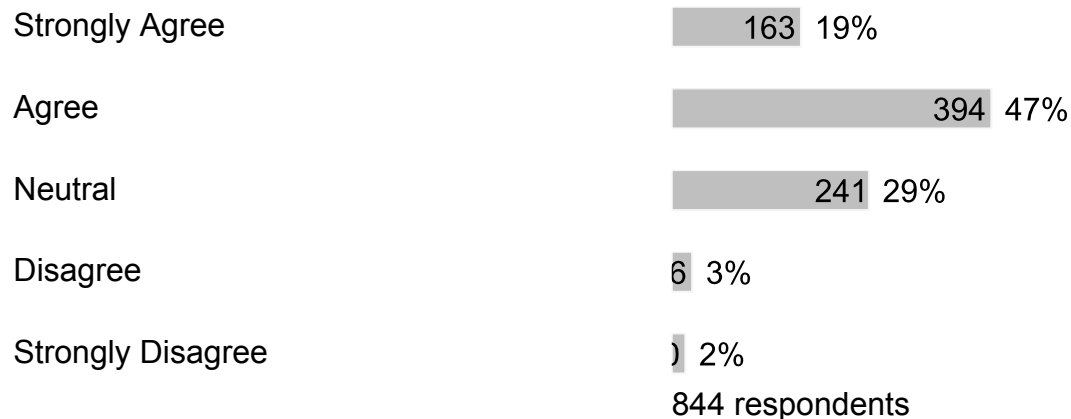
846 respondents

## G. Section 6

1. In my school, a high-quality education is offered.



2. My school provides me with challenging curriculum, uses a variety of teaching methods and learning experiences to develop the skills I need to succeed.

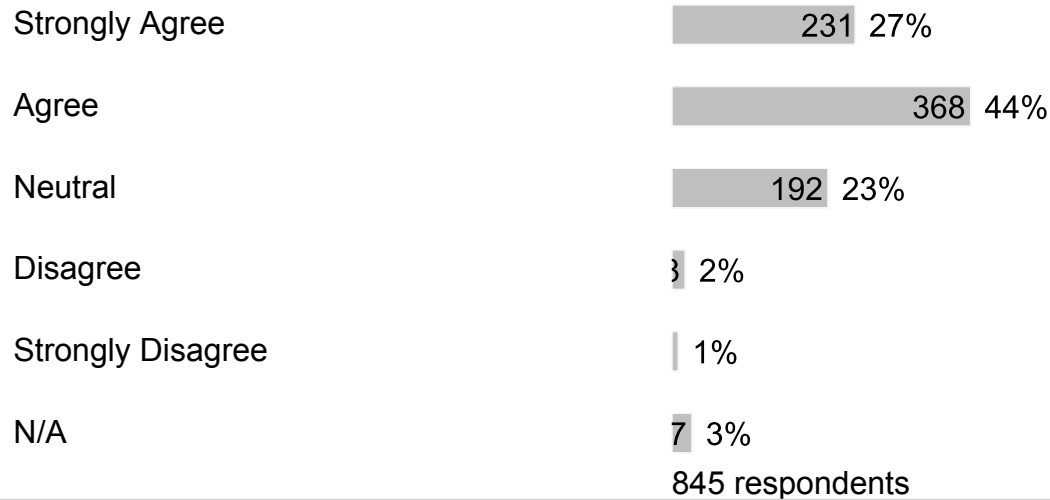


3. My school motivates me to set academic goals and learn new things.

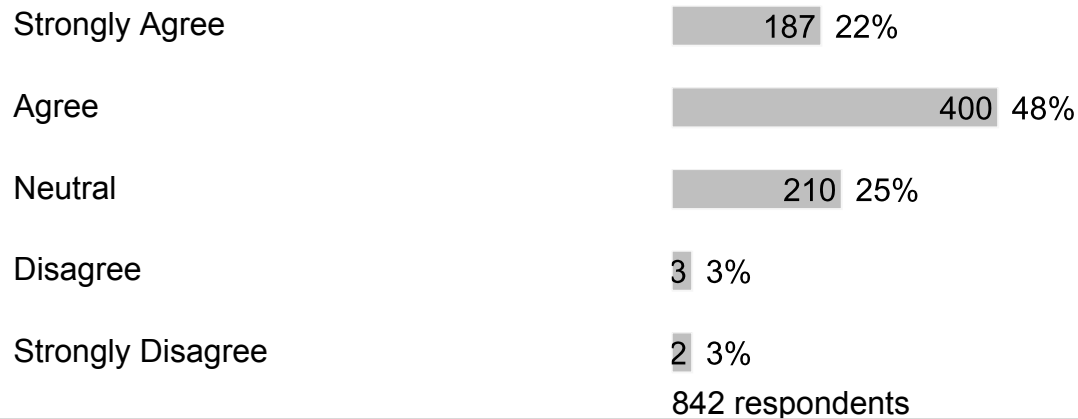





**4. My teachers use tests, projects, presentations, and portfolios to assess my understanding of what was taught.**




**5. My school prepares me for success in the next school year.**




**6. Lessons and materials in our school prepare us to be effective users of media and technology.**



**7. In class, students spend considerable amounts of time actively engaged in learning (such as solving problems, discussing ideas, creating their own work, reading, writing, speaking and researching).**



**8. My teachers effectively engage students in the classroom and encourage creative thinking.**




841 respondents

**9. There are few distractions during class.**



844 respondents

**10. Students are encouraged to work in groups regularly.**



843 respondents

**11. Teachers are generally fair when it comes to grading student work.**



Strongly Disagree 6 3%  
844 respondents

**12. I give class presentations or share my work with classmates.**

Strongly Agree 80 10%  
Agree 257 31%  
Neutral 339 40%  
Disagree 115 14%  
Strongly Disagree 50 6%  
841 respondents

**13. I work on assignments that challenge me and/or take more than one class period to complete.**

Strongly Agree 176 21%  
Agree 396 47%  
Neutral 236 28%  
Disagree 1 2%  
Strongly Disagree 1 2%  
844 respondents

**14. I complete meaningful homework to review what I learned in class and/or prepare for the next day's lesson.**

Strongly Agree 124 15%  
Agree 362 43%  
Neutral 283 34%

Disagree 46 5%

Strongly Disagree 8 3%

843 respondents

**15. I receive feedback about my work that helps me better understand what I'm learning.**

Strongly Agree 101 12%

Agree 318 38%

Neutral 322 38%

Disagree 68 8%

Strongly Disagree 4 4%

843 respondents

**16. I am provided opportunities to correct or improve my work.**

Strongly Agree 120 14%

Agree 334 40%

Neutral 290 34%

Disagree 66 8%

Strongly Disagree 2 4%

842 respondents

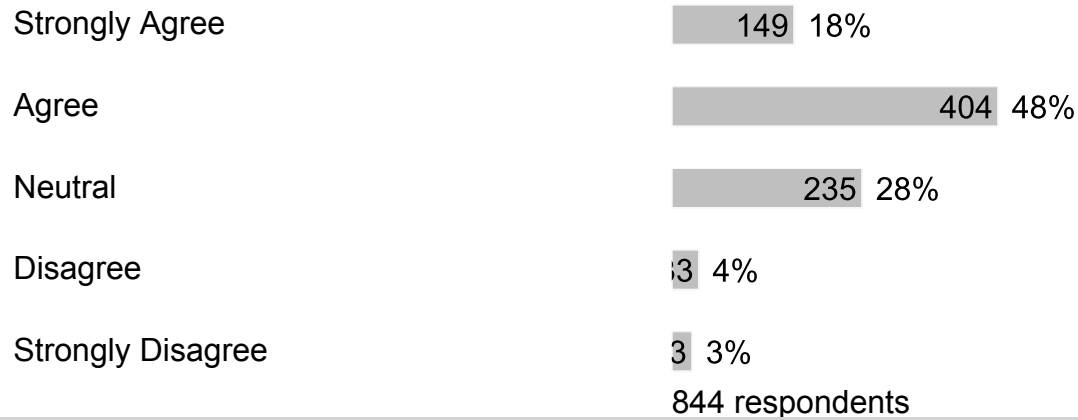
**17. I am provided opportunities to participate in class discussions and activities.**

Strongly Agree 146 17%

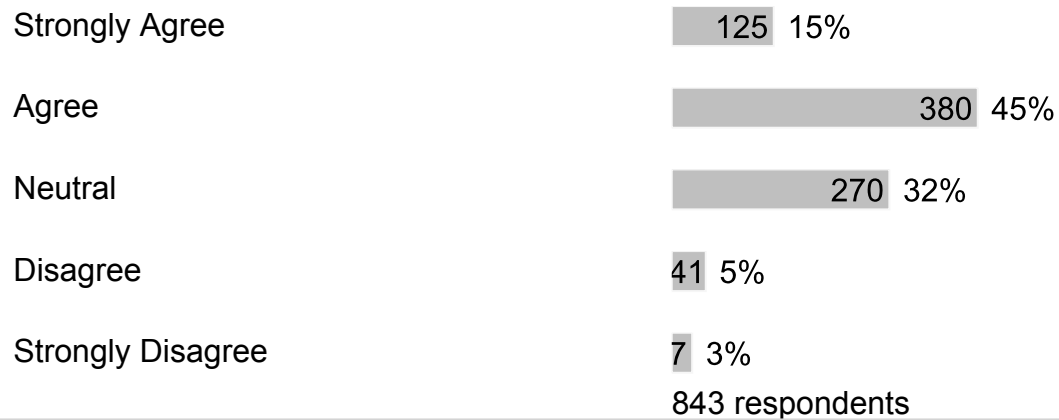
Agree 410 49%




**18. My teachers explain their expectations so I can be successful.**



**19. My teachers provide me with information about how well I am doing in school.**




**20. Teachers regularly post information online or send home a newsletter.**






843 respondents

**21. My teachers keep my family informed of my academic progress.**




842 respondents

**22. My school considers students' opinions when changing rules/policies and planning ways to improve the school.**




840 respondents


**23. My school shares information about school success with my community.**



**24. Our school uses different ways to communicate what is happening to parents and students.**



**25. My school focuses on Customer Service (greeting with a smile and responding to questions and concerns within one business day).**



843 respondents

## H. Section 7

1. What else would you like to tell us about your school?

Free form text answers are available in the exported CSV report