

BCPS PARENT CUSTOMER SURVEY 2025 (English, Spanish, Portuguese and Haitian Creole)

run on 09/02/2025



surveys

Custom Survey

1 survey(s) 203 response(s)

Report Filters

School:
N/A

Race:
N/A

Grade:
N/A

Gender:
N/A

Ethnicity:
N/A

Tag:
N/A

BCPS PARENT CUSTOMER SURVEY 2025 (English, Spanish, Portuguese and Haitian Creole)

Demographics

Number of Responses | Percentages of Total Responses

1. Gender

Male	39	20%
Female	152	77%
Prefer not to answer	7	4%

198 respondents

2. Race

Asian	13	7%
Black or African American	3	2%
White	158	82%
Multiracial	13	7%

Other 5 3%

192 respondents

3. Ethnicity

Hispanic 63 33%

Non-Hispanic or Latino 120 63%

Prefer not to answer 8 4%

191 respondents

4. Grade

Grade 6 81 40%

Grade 7 55 27%

Grade 8 61 30%

Grade 9 1 1%

Grade 10 0 0%


Grade 11 1 1%

Grade 12 0 0%

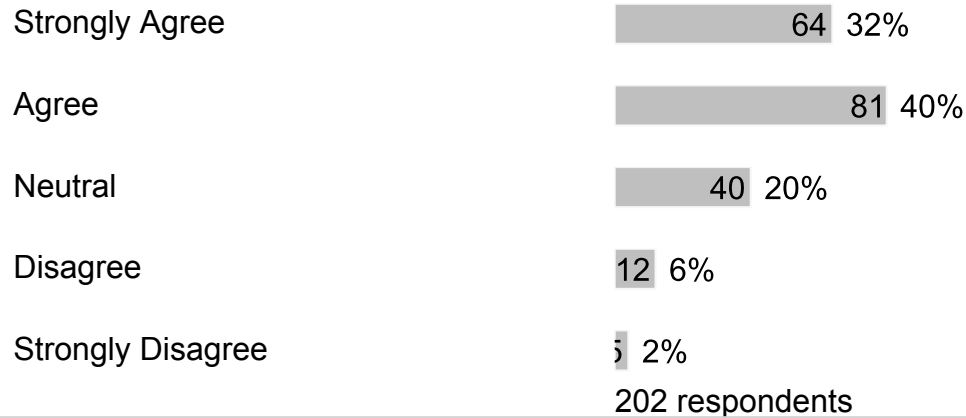
203 respondents

C. Section 2

1. My child feels safe at school.



2. My child's school is clean and well-maintained.



3. I would recommend my child's school to my friends and/or family.



Disagree 11 5%

Strongly Disagree 10 5%

202 respondents

4. Bullying is when 1 or more students tease, threaten, spread rumors about, hit, shove or hurt another student over and over again. It is not bullying when 2 students of about the same strength or power argue, fight or tease each other in a friendly way. Have students bullied or cyberbullied your child at school this year?

Strongly Agree 21 10%

Agree 24 12%

Neutral 30 15%

Disagree 59 29%

Strongly Disagree 67 33%

201 respondents

5. After my child was bullied, I contacted school staff.

Strongly Agree 17 9%

Agree 18 9%

Neutral 17 9%

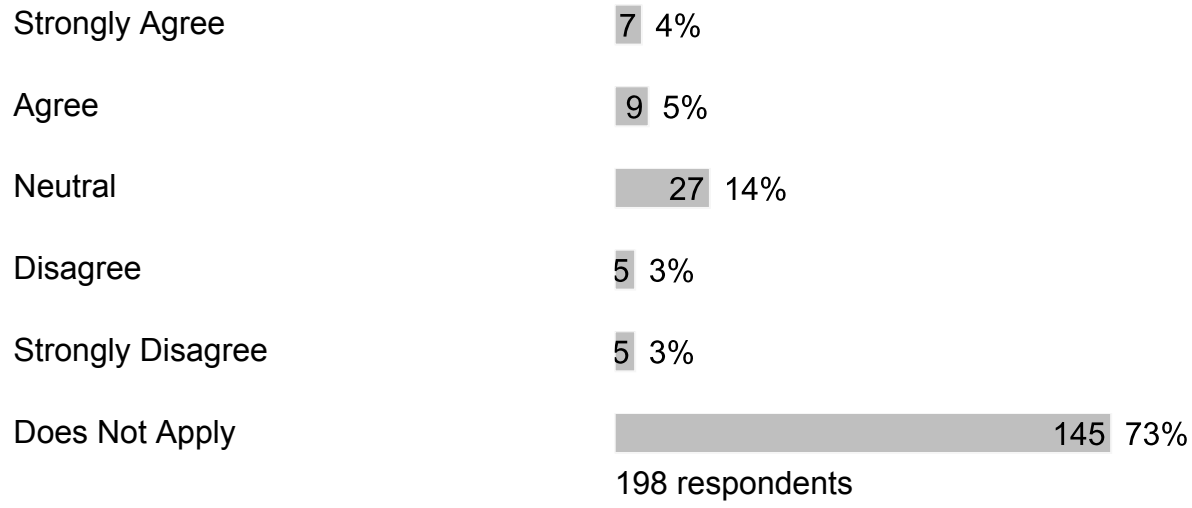
Disagree 5 3%

Strongly Disagree 1 1%

Does Not Apply 140 71%

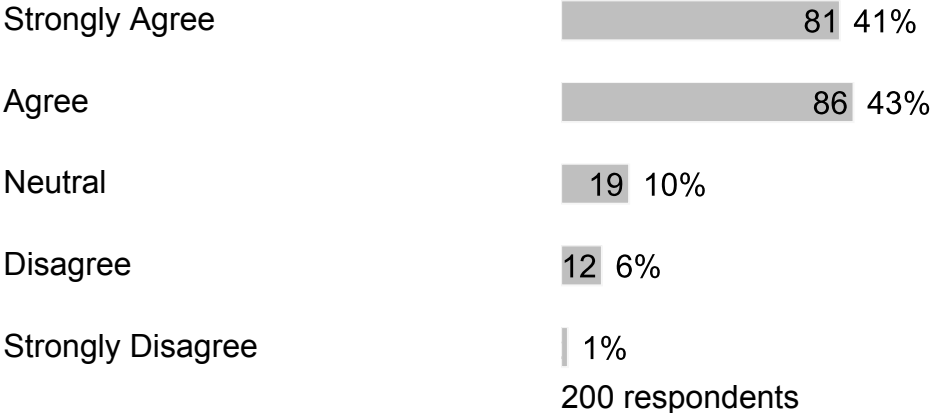
198 respondents

6. After I contacted school staff, the bullying behavior against my child stopped.



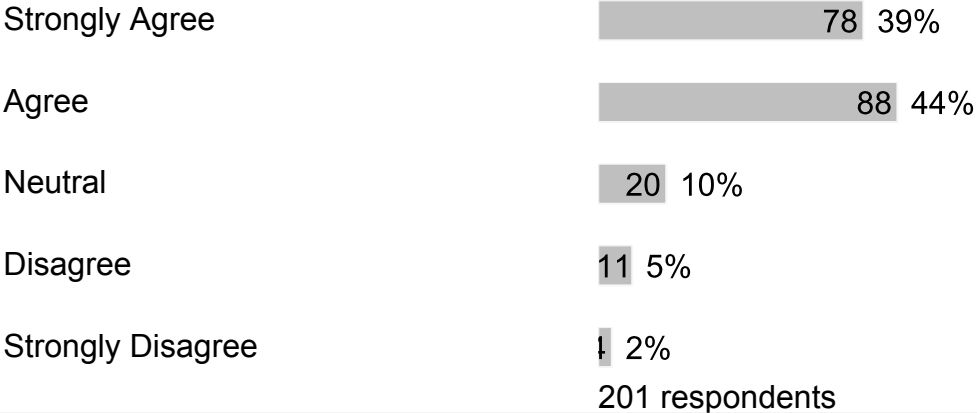
D. Section 3

1. Our school provides adequate technology and internet access for my child(ren) to complete their schoolwork.

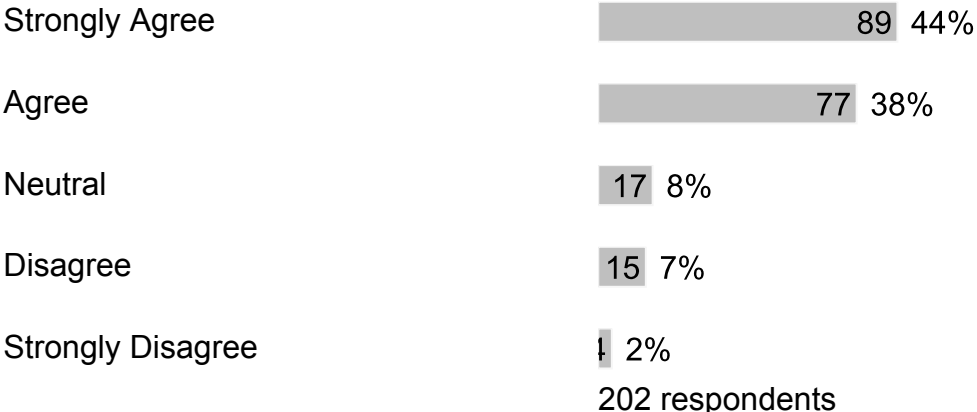


E. Section 4

1. Our school provides sufficient material resources (books, computers, learning materials, etc.) to meet student needs.



2. Our school provides qualified staff members to support student learning.



3. At school, my child has up-to-date computers and other technology to learn.

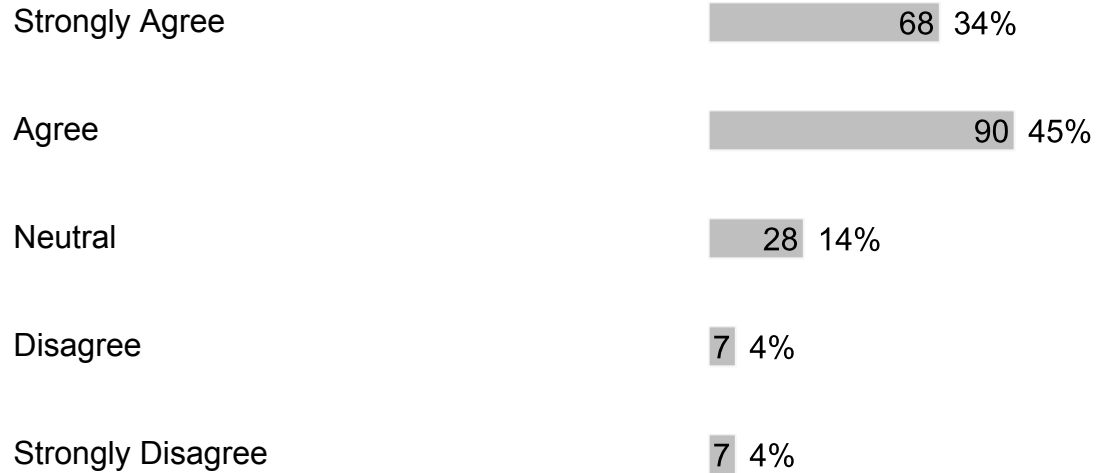


Neutral	27	13%
Disagree	9	4%
Strongly Disagree	0	0%

201 respondents

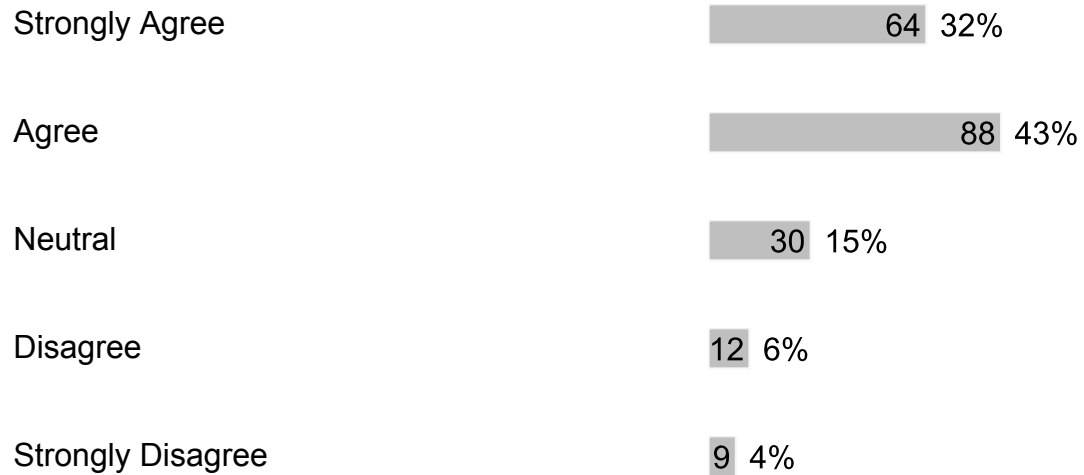
F. Section 5

1. If my child has a problem, they know who they can go to for help.



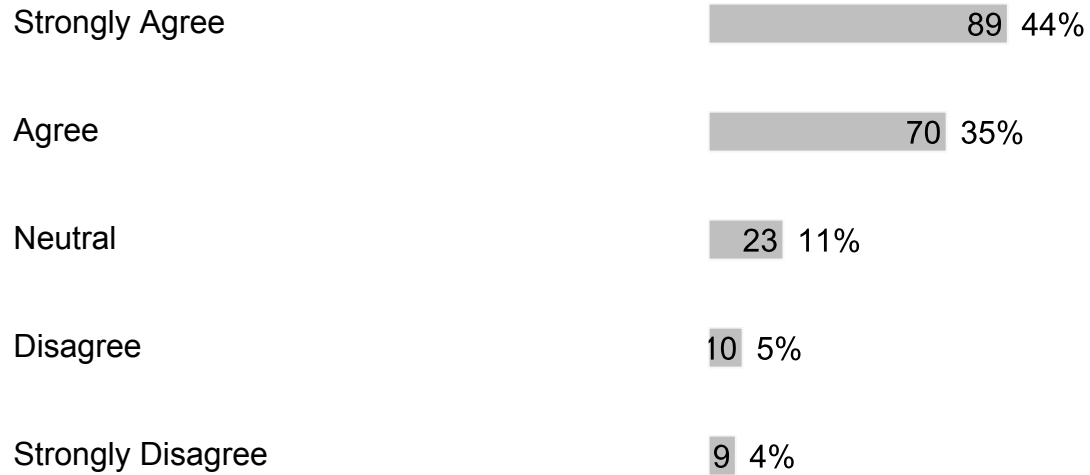
200 respondents

2. My child likes going to school.



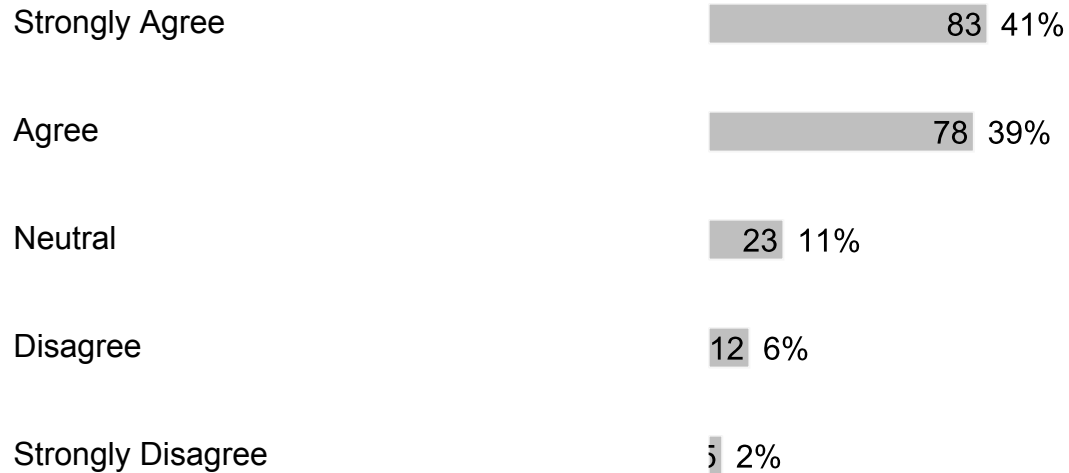
203 respondents

3. I would recommend my child's school to my friends and/or family.



201 respondents


4. Our school treats students with value, respect and compassion.



201 respondents

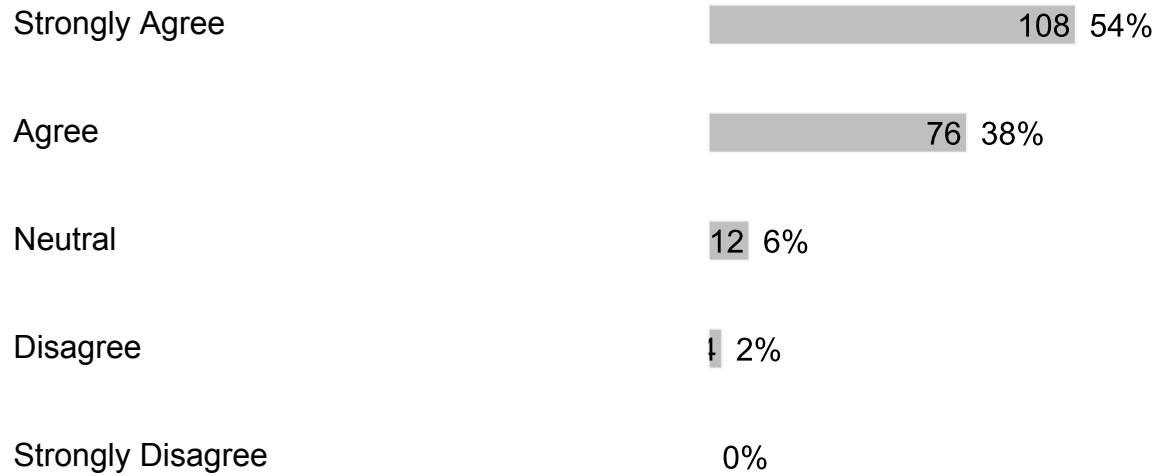
5. The office staff is helpful and made me feel valued as a parent/guardian.





201 respondents

6. When visiting the school, I am greeted with courtesy and respect by the office staff.



201 respondents

7. Phone calls to the school are answered in a polite and respectful manner by the office staff.

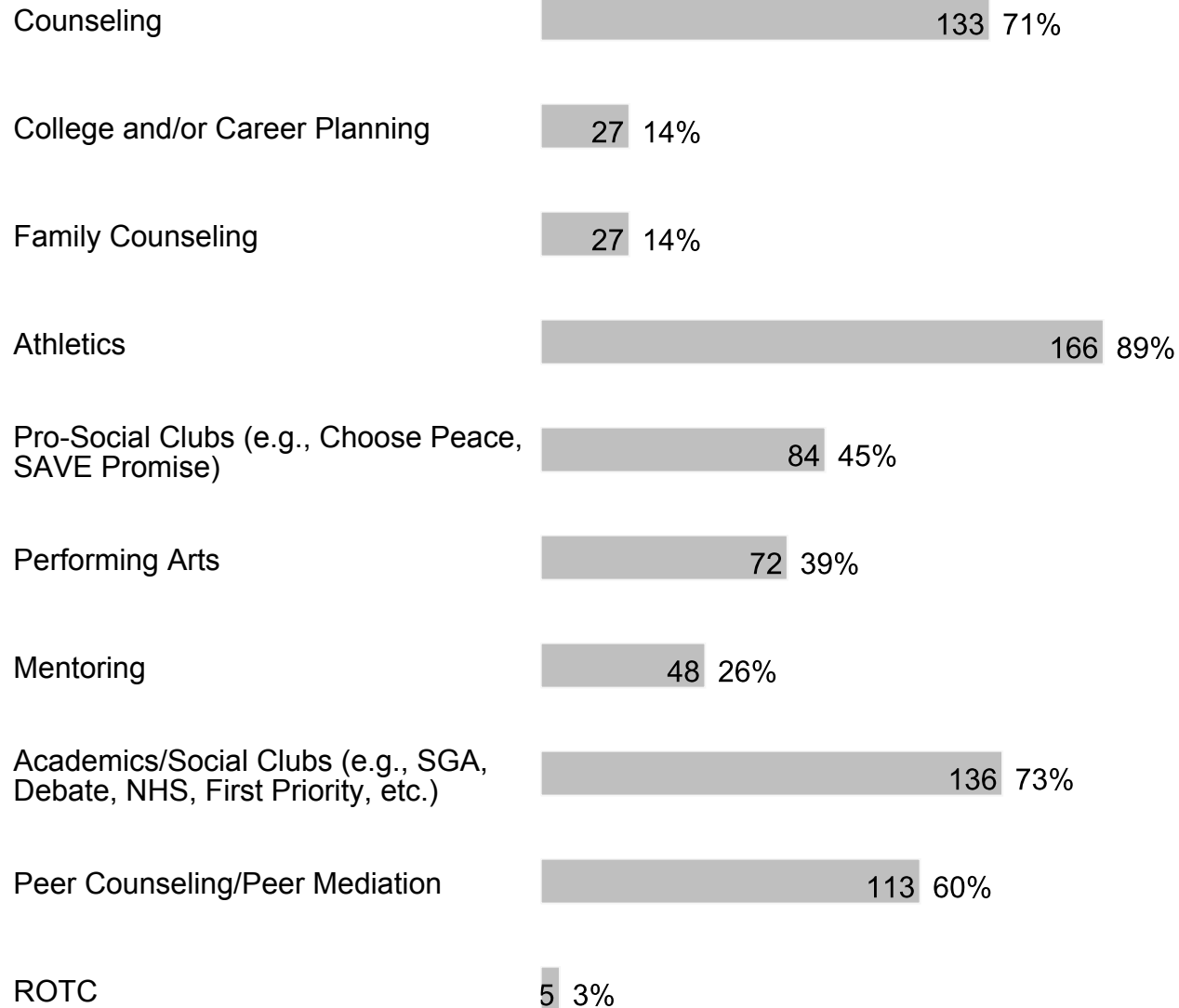


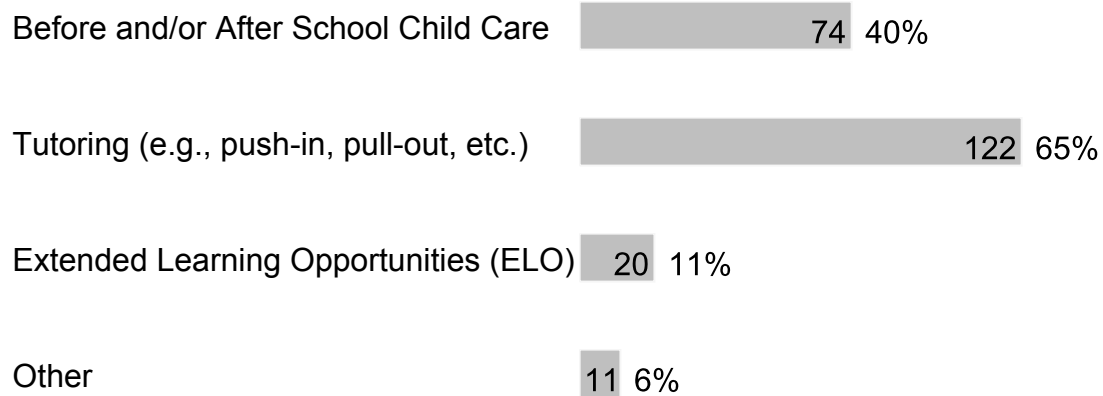
Neutral 15 7%

Disagree 1 1%

201 respondents

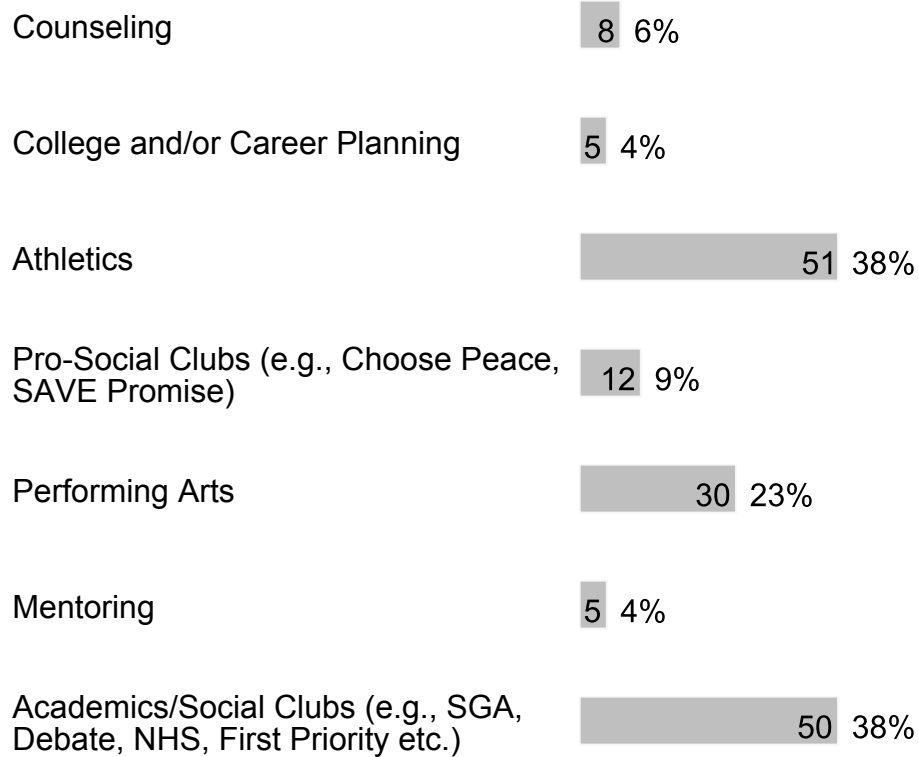
8. At our school, the following programs/services are available (check all that apply):

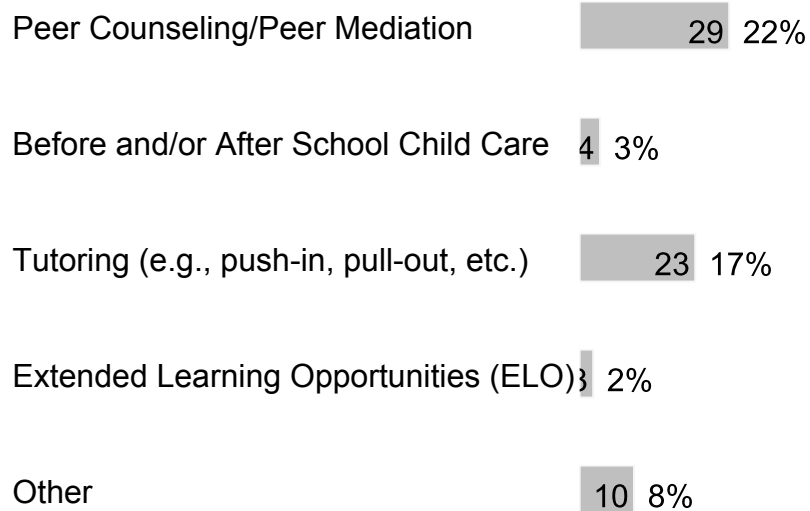




187 respondents

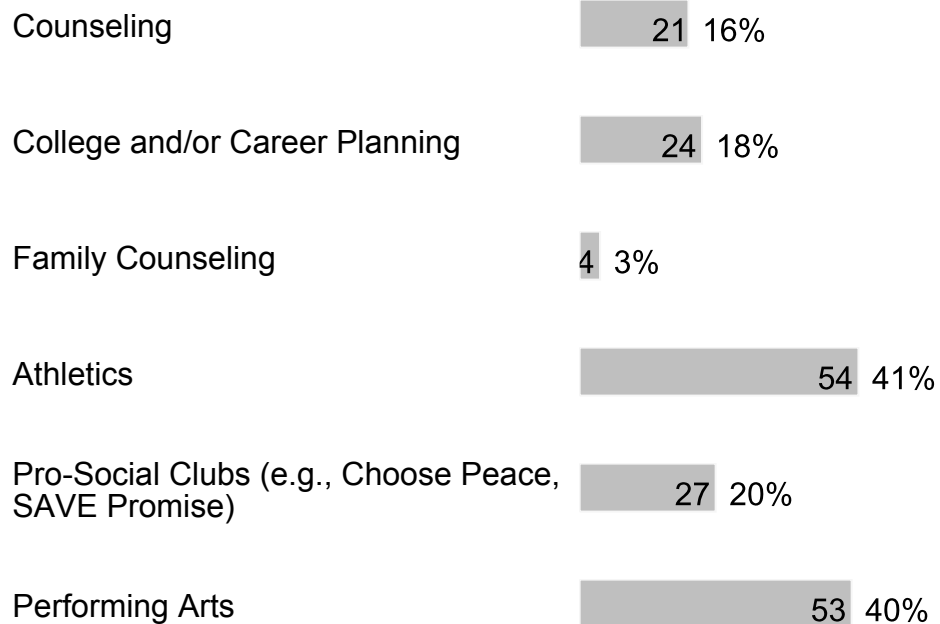
9. At our school, my child participates in the following programs/services (check all that apply):

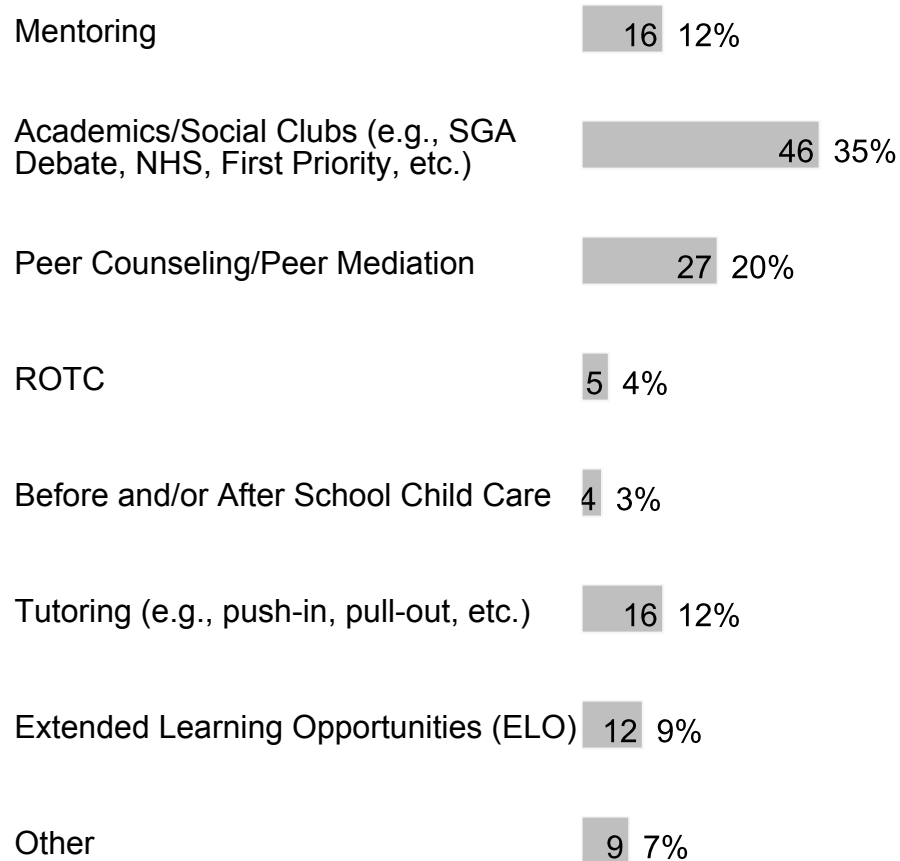




133 respondents


10. At our school, these are the following programs/services that my child values most or would value if they were available (check all that apply):





132 respondents

11. Our school has a family resource center and/or a staff member assigned to work with families.



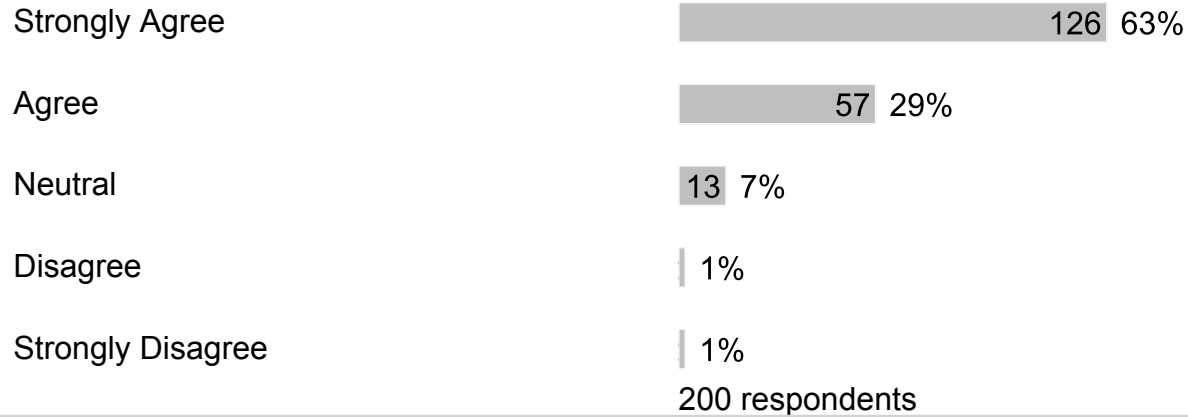
Strongly Disagree

3 2%


197 respondents

G. Section 6

1. The principal is a positive educational leader at the school.



2. The assistant principal(s) is a positive educational leader at the school.



3. Our school's administration provides strong instructional leadership.



Disagree 8 4%

Strongly Disagree 3 2%

200 respondents

4. Our school has established goals and a plan for improving student learning.

Strongly Agree 75 37%

Agree 79 39%

Neutral 36 18%

Disagree 7 3%

Strongly Disagree 4 2%

201 respondents

5. Our school meets my expectations to prepare my child well for the next level of study.

Strongly Agree 81 40%

Agree 76 38%

Neutral 24 12%

Disagree 10 5%

Strongly Disagree 11 5%

202 respondents

6. Our school shares responsibility for student learning with its staff, parents and community members.

Strongly Agree 74 37%

Agree 90 45%

Neutral	21	11%
Disagree	9	5%
Strongly Disagree	6	3%

200 respondents

7. Our school has high expectations for students.

Strongly Agree	82	41%
Agree	82	41%
Neutral	24	12%
Disagree	9	5%
Strongly Disagree	3	2%

200 respondents


8. My child's teachers provide curriculum that meets the learning needs of my child.

Strongly Agree	80	40%
Agree	86	43%
Neutral	14	7%
Disagree	14	7%
Strongly Disagree	7	3%


201 respondents

9. My child's teachers give work that challenges my child.


Strongly Agree	73	36%
----------------	----	-----



10. My child's teachers work as a team to help my child learn.




11. My child's teachers use a variety of teaching strategies.




12. My child's teachers adjust the instruction to meet my child's learning needs.




13. My child sees a relationship between what is being taught and everyday life.




14. Clear learning expectations are set for my child.



15. My child's understanding of what was taught is regularly assessed.



16. Our school works to keep instructional time free from distraction.



17. My child's teachers keep me informed regularly about my child's progress and how they are being graded.



Strongly Disagree 11 5%
202 respondents

18. My child's teachers report on my child's progress in easy to understand language.

Strongly Agree 60 30%
Agree 82 41%
Neutral 36 18%
Disagree 12 6%
Strongly Disagree 8 4%
198 respondents

19. Teachers schedule conferences to share student learning progress with families.

Strongly Agree 34 17%
Agree 40 20%
Neutral 50 25%
Disagree 48 24%
Strongly Disagree 30 15%
202 respondents

20. My child is prepared for success in the next school year.

Strongly Agree 70 35%
Agree 85 42%
Neutral 25 12%

Disagree 13 6%

Strongly Disagree 8 4%

201 respondents

21. Families are encouraged to volunteer.

Strongly Agree 56 28%

Agree 81 41%

Neutral 49 25%

Disagree 11 6%

Strongly Disagree 3 2%

200 respondents

22. Families are given the opportunity to participate on school committees.

Strongly Agree 61 31%

Agree 87 44%

Neutral 43 22%

Disagree 7 4%

Strongly Disagree 1 1%

200 respondents

23. I am well-informed of the school's goals and activities.

Strongly Agree 71 36%

Agree 82 41%

Neutral	35	18%
Disagree	7	4%
Strongly Disagree	5	3%

200 respondents

24. Our school reports the achievement of school goals.

Strongly Agree	66	33%
Agree	79	40%
Neutral	39	20%
Disagree	10	5%
Strongly Disagree	4	2%

198 respondents


25. Our school provides opportunities for parents to be involved through the School Advisory Council (SAC) and/or the School Advisory Forum (SAF).

Strongly Agree	67	34%
Agree	78	40%
Neutral	48	24%
Disagree	4	2%

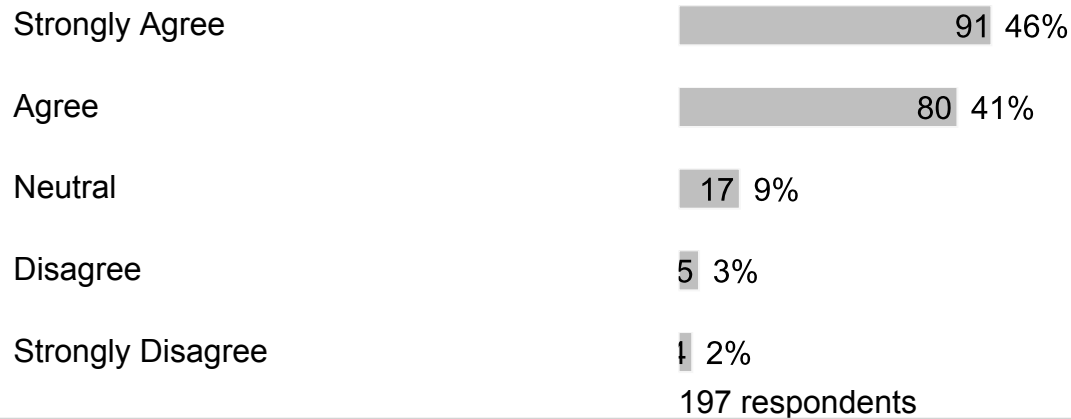
197 respondents

26. The School Improvement Plan (SIP) is regularly reviewed and revised through the School Advisory Council (SAC).

Strongly Agree	50	26%
----------------	----	-----



27. Our school communicates information in ways that are easy for families to understand.



28. Teachers regularly post information online or send home a newsletter.



29. Our school asks families for their ideas on the best way to communicate school-related information.



30. Our school asks for family input when changing rules or policies.



31. Our school focuses on Customer Service (greeting with a smile and responding to questions and concerns within one business day).



200 respondents

H. Section 7

1. What else would you like to tell us?

Free form text answers are available in the exported CSV report