

BCPS STUDENT (Grades 6-12) CUSTOMER SURVEY 2025

run on 09/09/2025





BCPS STUDENT (Grades 6-12) CUSTOMER SURVEY 2025

run on 09/09/2025

Custom Survey

1 survey(s) 479 response(s)

Report Filters

School:
N/A

Race:
N/A

Grade:
N/A

Gender:
N/A

Ethnicity:
N/A

Tag:
N/A

BCPS STUDENT (Grades 6-12) CUSTOMER SURVEY 2025

Demographics

Number of Responses | Percentages of Total Responses

1. Gender

| | | |
|----------------------|-----|-----|
| Male | 234 | 49% |
| Female | 229 | 48% |
| Prefer not to answer | 5 | 3% |

478 respondents

2. Race

| | | |
|---|-----|-----|
| American Indian or Alaska Native | 1 | 2% |
| Asian | 41 | 9% |
| Black or African American | 102 | 22% |
| Native Hawaiian or Other Pacific Islander | 0 | 0% |
| White | 174 | 38% |

Multiracial 52 11%

Other 81 18%

460 respondents

3. Ethnicity

Hispanic 172 40%

Non-Hispanic or Latino 139 32%

Prefer not to answer 122 28%

433 respondents

4. Grade

Grade 6 224 47%

Grade 7 137 29%

Grade 8 115 24%


Grade 10 0%

Grade 12 0%


479 respondents

C. Section 2

1. I feel safe at my school.



2. I feel safe getting to and from my school.



3. *Note: Remember, this survey is anonymous, please report any bullying concerns to a trusted adult at your school. The next 10 questions ask about bullying. Bullying is when 1 or more students tease, threaten, spread rumors about, hit, shove, or hurt another student over and over again. It is not bullying when 2 students of about the same strength or power argue, fight or tease each other in a friendly way. During the past 12 months, have you ever been bullied on school property?

| | | |
|-----|----|-----|
| Yes | 66 | 14% |
|-----|----|-----|

No 413 86%

479 respondents

4. The primary location on school property where I was bullied during the last 12 months was:

On the school bus 0%

In the classroom 33 7%

In the cafeteria 2 2%

In the hallway 2 2%

In the restroom 1 1%

Other school area 1 2%

Does not apply to me 409 86%

478 respondents

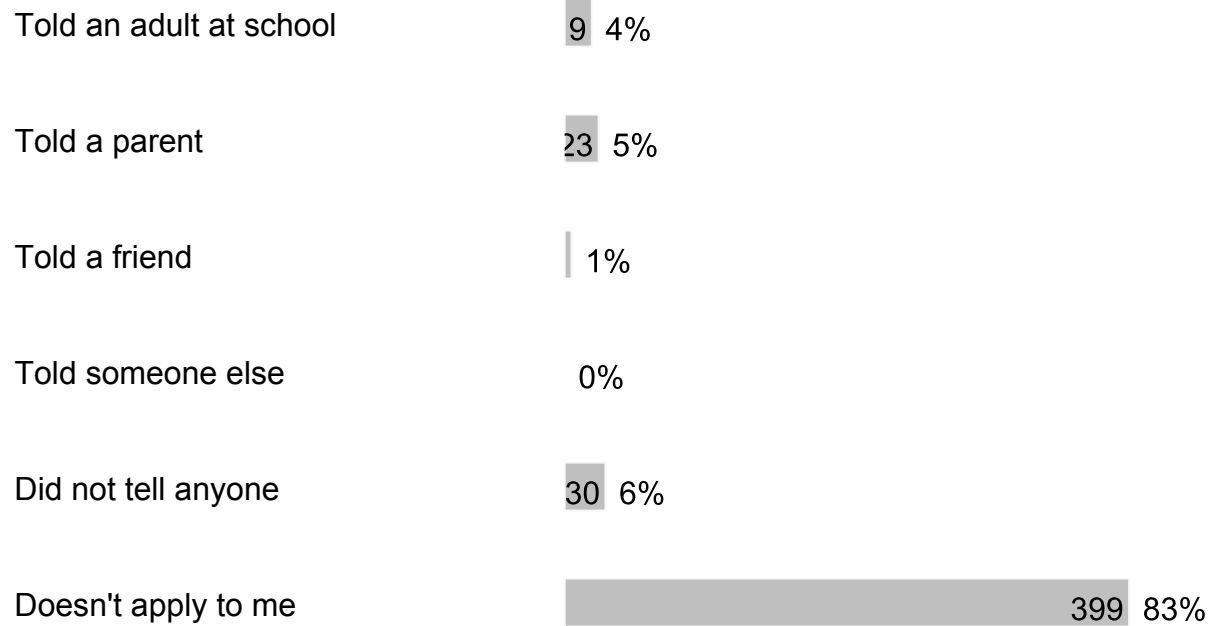
5. During the past 12 months, have you ever been electronically bullied? (Count being bullied through texting, Instagram, TikTok, Snapchat or other social media.)

Yes 40 8%

No 439 92%

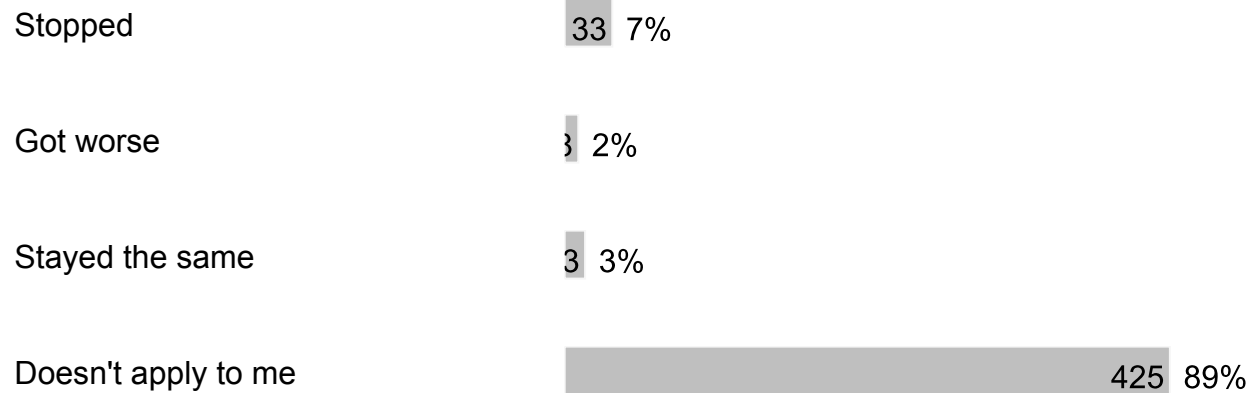
479 respondents

6. After I was bullied, I:



479 respondents

7. After I told an adult at school about being bullied, the bullying:



479 respondents

8. A teacher or another adult at school taught our class about what bullying is this school year.

Yes 428 89%

No 51 11%

479 respondents

9. I think bullying is wrong.

Strongly Agree 313 65%

Agree 122 25%

Neutral 36 8%

Disagree 1 1%

Strongly Disagree 1 1%

479 respondents

10. I know different ways to intervene or help if bullying were occurring or going to occur.

Strongly Agree 110 23%

Agree 189 39%

Neutral 146 30%


Disagree 22 5%

Strongly Disagree 2 3%

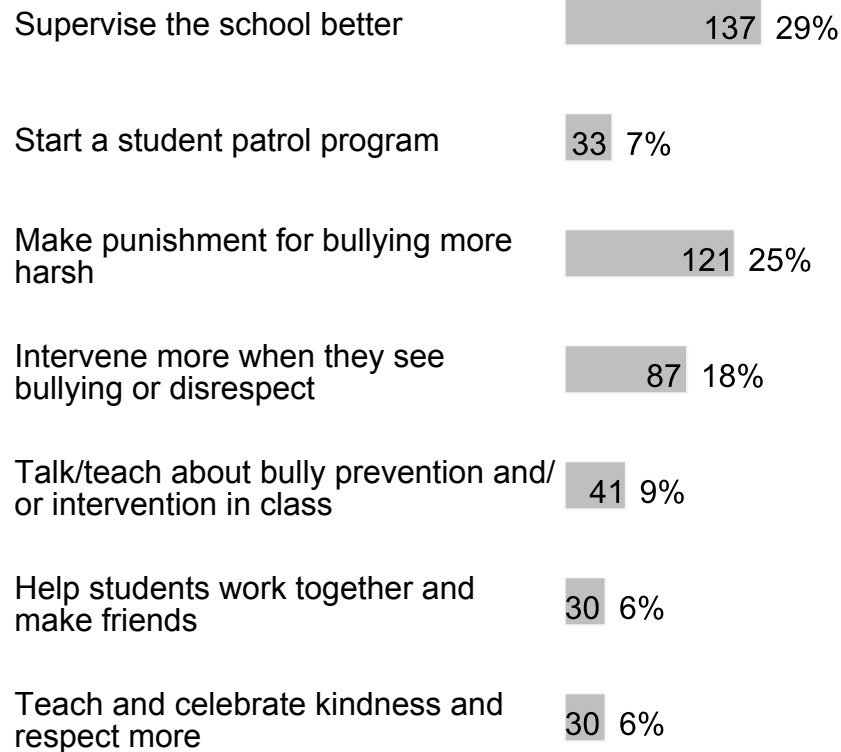
479 respondents

11. I would intervene or help if another student was being bullied.

Strongly Agree 113 24%

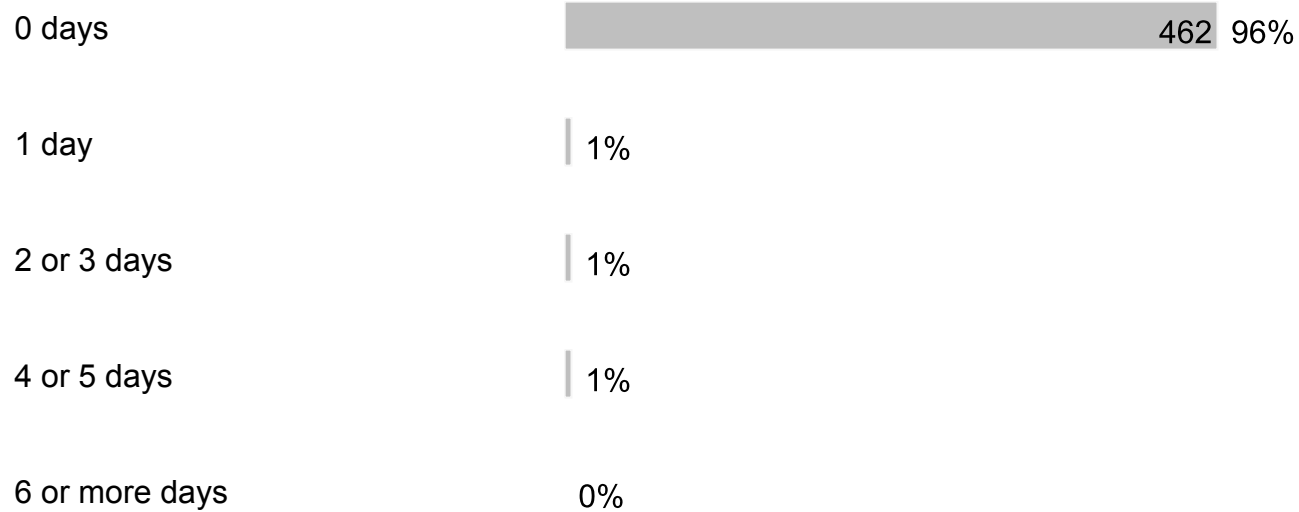


12. What can adults do to help stop bullying at school?



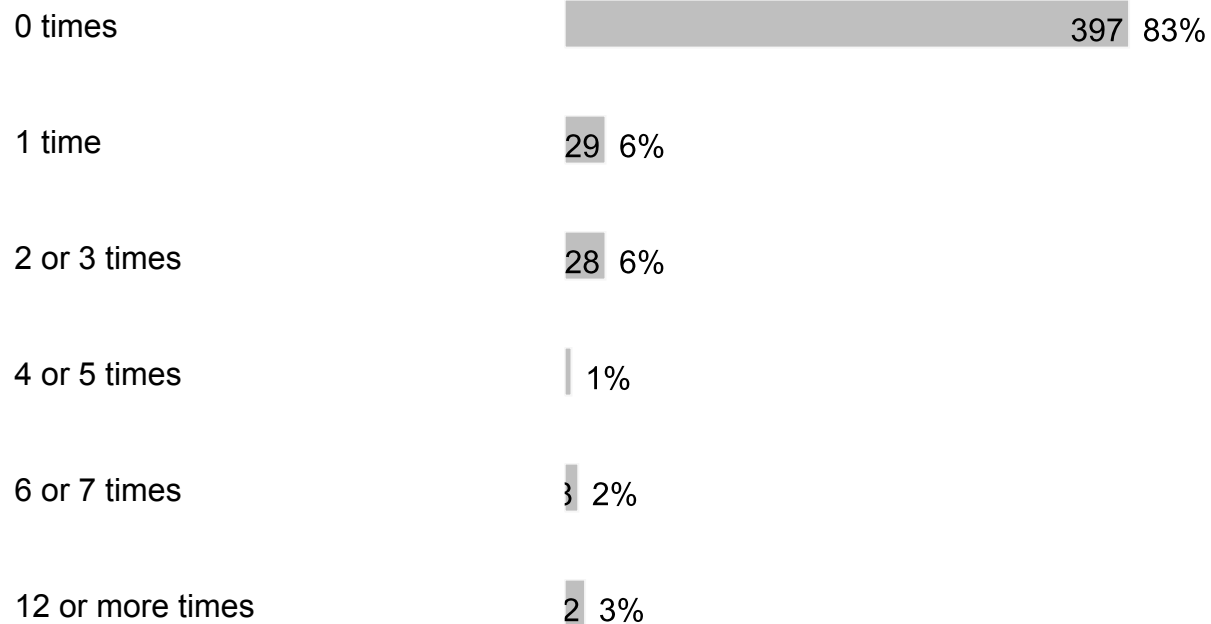
479 respondents

13. During the past 30 days, how many days did you carry a weapon such as a gun, knife or club on school property?



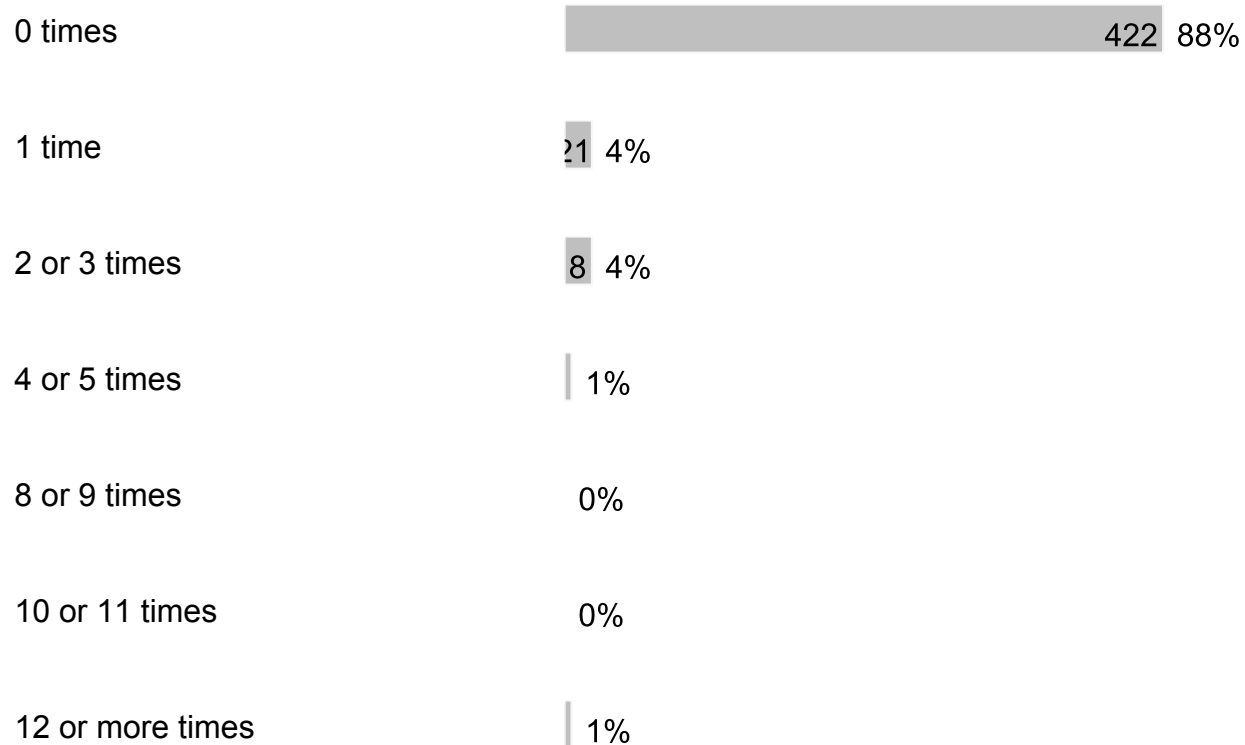
479 respondents

14. During the past 30 days, how many times have you been threatened by another student at school?



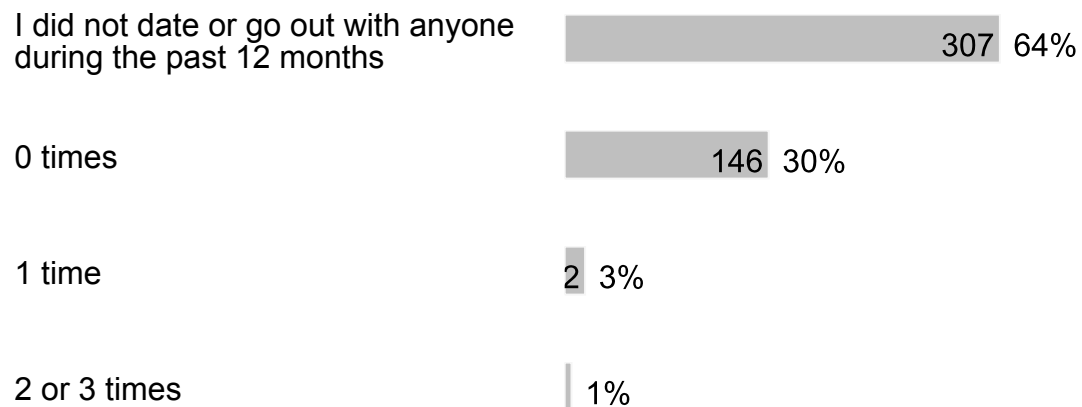
479 respondents

15. During the past 12 months, how many times were you in a physical fight on school property?



477 respondents

16. During the past 12 months, how many times did someone you were dating or going out with physically hurt you on purpose? (Count such things as being hit, slammed into something or injured with an object or weapon.)



4 or 5 times | 1%

6 or more times | 1%

479 respondents

17. During the past 30 days, how many days did you have at least one drink of alcohol? (Alcohol includes drinking beer, wine, flavored alcoholic beverages and liquor such as rum, gin, vodka, whiskey, etc.) For the purpose of this question, drinking alcohol does not include drinking a few sips of wine for religious purposes.

0 days 452 94%

1 or 2 days 7 4%

3 or 5 days | 1%

6 to 9 days | 1%

20 to 29 days 0%

All 30 days 0%

479 respondents

18. During the past 30 days, how many days did you use an electronic vapor product? (Electronic vapor products include JUUL, SMOK, Suorin, Vuse, blu e-cigarettes, vapes, vape pens, e-cigars, e-hookahs, hookah pens, mods, etc.)

0 days 463 97%

| | |
|---------------|----|
| 1 or 2 days | 1% |
| 3 or 5 days | 1% |
| 6 to 9 days | 0% |
| 20 to 29 days | 0% |
| All 30 days | 0% |

479 respondents

19. During the past 30 days, how many days did you use marijuana (also called pot or weed)? Do not count CBD-only or hemp products, which come from the same plant as marijuana, but do not cause a high when used alone.

| | | |
|---------------|-----|-----|
| 0 days | 465 | 97% |
| 1 or 2 days | 1% | |
| 3 or 5 days | 0% | |
| 6 to 9 days | 0% | |
| 10 to 19 days | 0% | |
| 20 to 29 days | 0% | |

All 30 days

1%

479 respondents

20. During the school year, I participated in alcohol, other drug or tobacco prevention activities or lessons.

Yes

214 45%

No

265 55%

479 respondents

21. I believe drinking alcohol is bad for your brain.

Yes

422 88%

No

57 12%

479 respondents

22. In your opinion, what percentage of Broward County students in grades 6 - 12 choose not to drink alcohol?

25%

94 20%

50%

114 24%

75%

136 28%

Over 80%

135 28%

479 respondents

23. I believe using drugs are bad for your health.

Yes 445 93%

No 34 7%

479 respondents

24. At what age is a human brain fully developed?

15 5 3%

18 73 15%

25 391 82%

479 respondents

25. My school is clean and well-maintained.

Strongly Agree 24 5%

Agree 84 18%

Neutral 185 39%

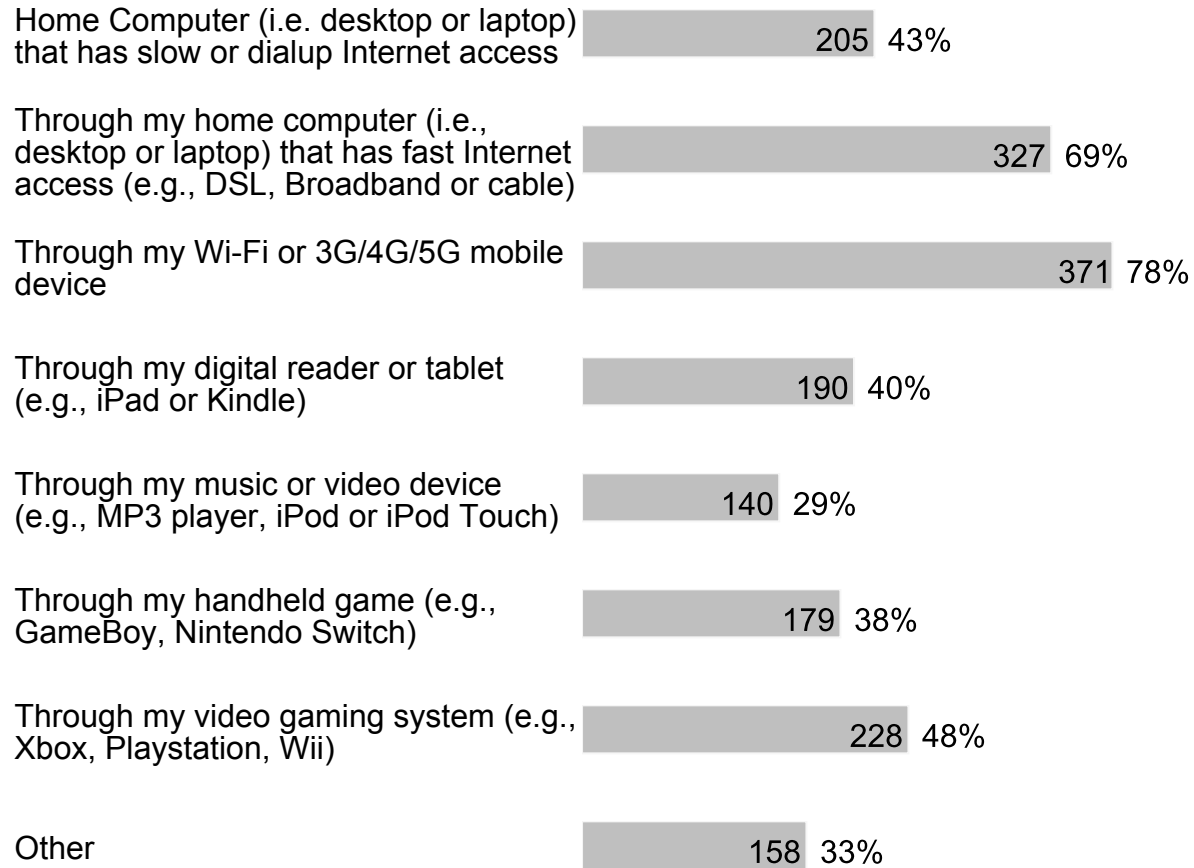
Disagree 105 22%

Strongly Disagree 81 17%

479 respondents

D. Section 3

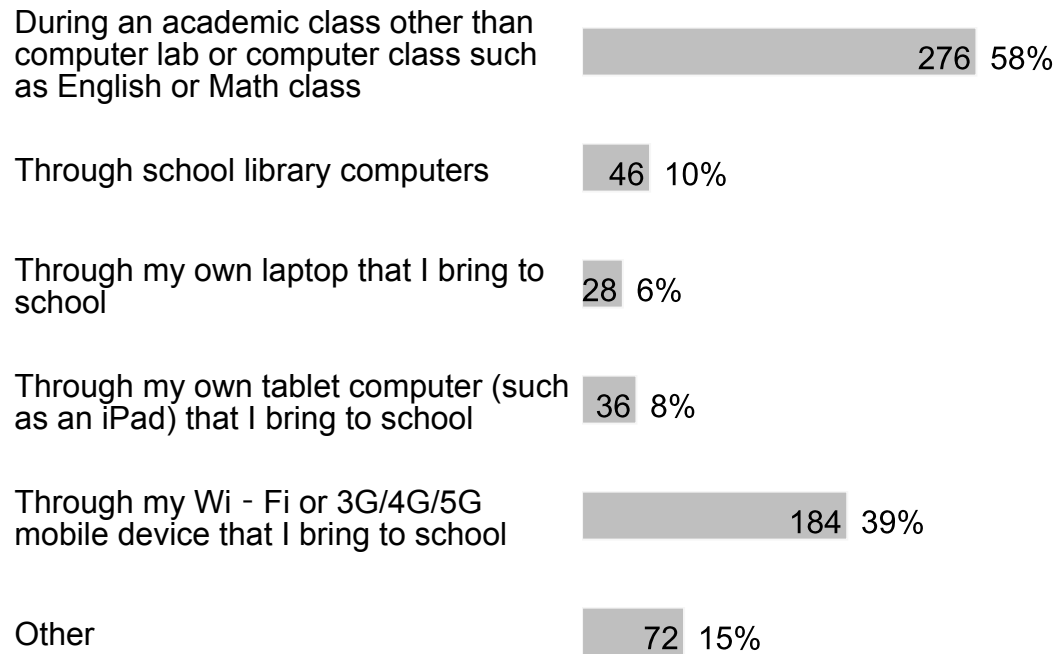
1. During a typical week, I have access to the internet at home in the following ways (check all that apply):



477 respondents

2. During a typical school day, I have access to the internet at school in the following ways (check all that apply):

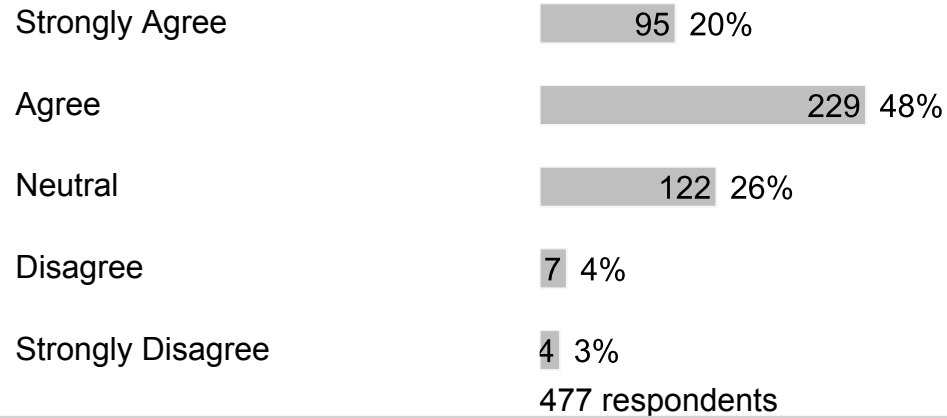




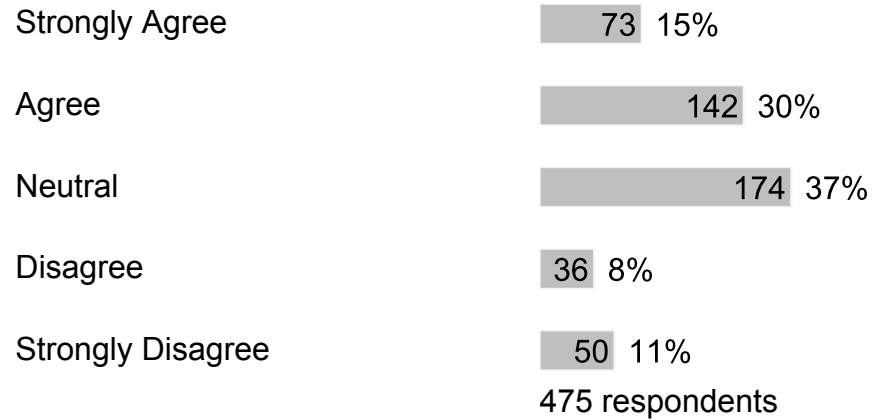
473 respondents

E. Section 4

1. My school provides sufficient material resources (books, supplies, technology, etc.) to meet my needs.




2. I would recommend my school to my friends.




F. Section 5

1. If I have a problem, I know who I can go to for help.




476 respondents

2. In my school, students treat adults with respect.




475 respondents

3. In my school, adults treat students with respect.



476 respondents

4. In my school, students treat each other with respect.



474 respondents

5. My school provides me the support that I need.

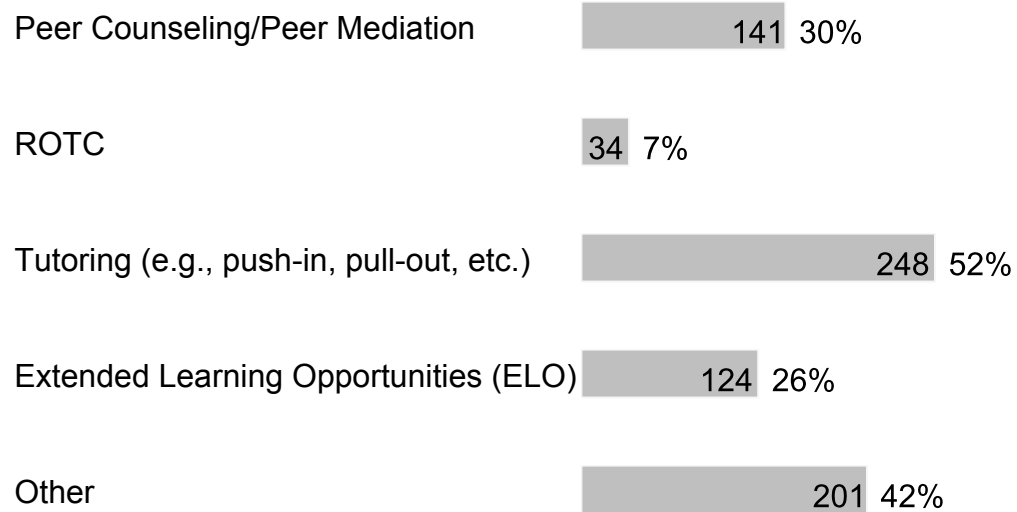


| | | |
|-------------------|-----|-----|
| Agree | 177 | 38% |
| Neutral | 180 | 38% |
| Disagree | 27 | 6% |
| Strongly Disagree | 9 | 4% |

472 respondents

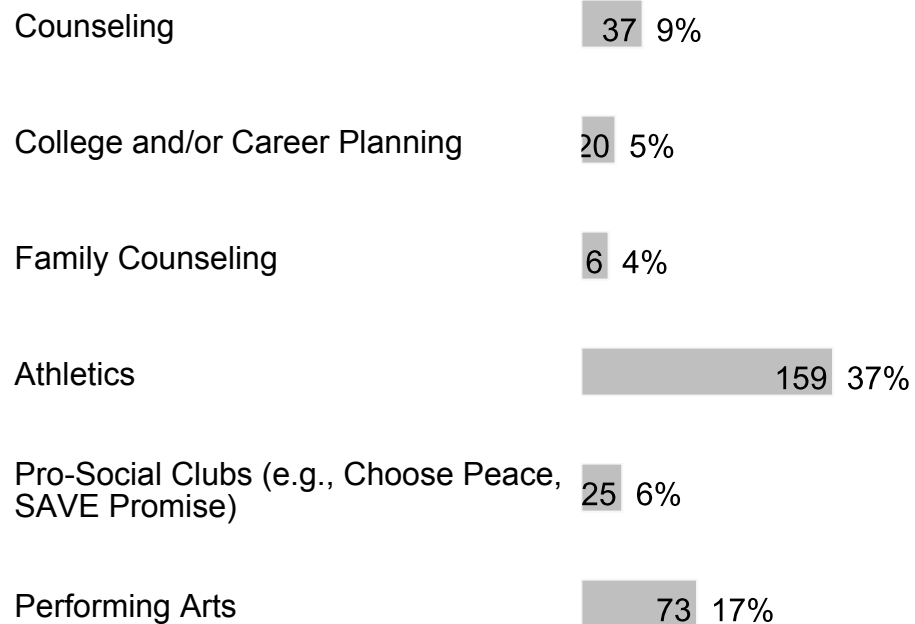
6. At my school, the following programs/services are available (check all that apply):

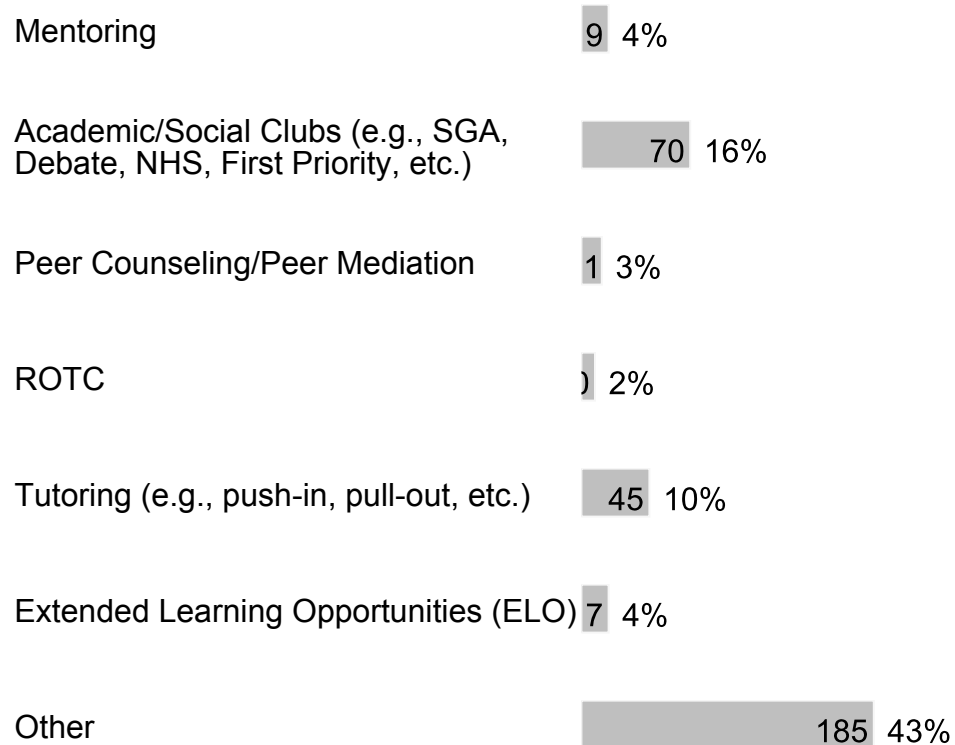
| | | |
|--|-----|-----|
| Counseling | 349 | 74% |
| College and/or Career Planning | 100 | 21% |
| Family Counseling | 162 | 34% |
| Athletics | 379 | 80% |
| Pro-Social Clubs (e.g., Choose Peace, SAVE Promise) | 183 | 39% |
| Performing Arts | 292 | 62% |
| Mentoring | 117 | 25% |
| Academic/Social Clubs (e.g., SGA, Debate, NHS, First Priority, etc.) | 248 | 52% |



474 respondents

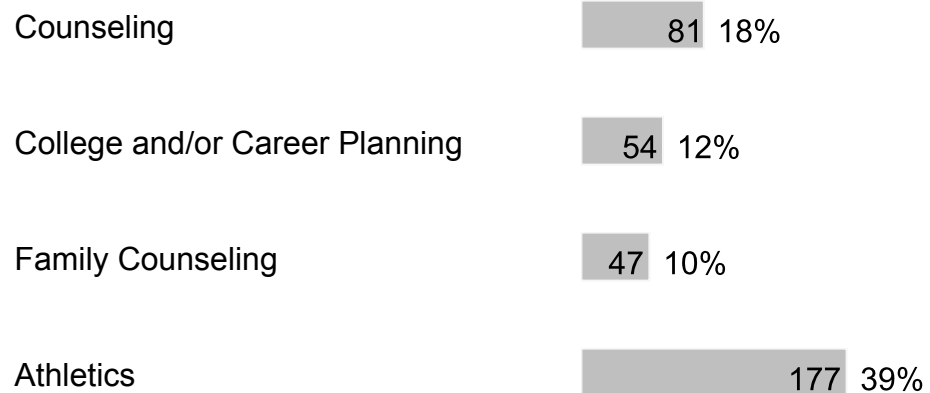
7. At my school, I participate in the following programs/services (check all that apply):

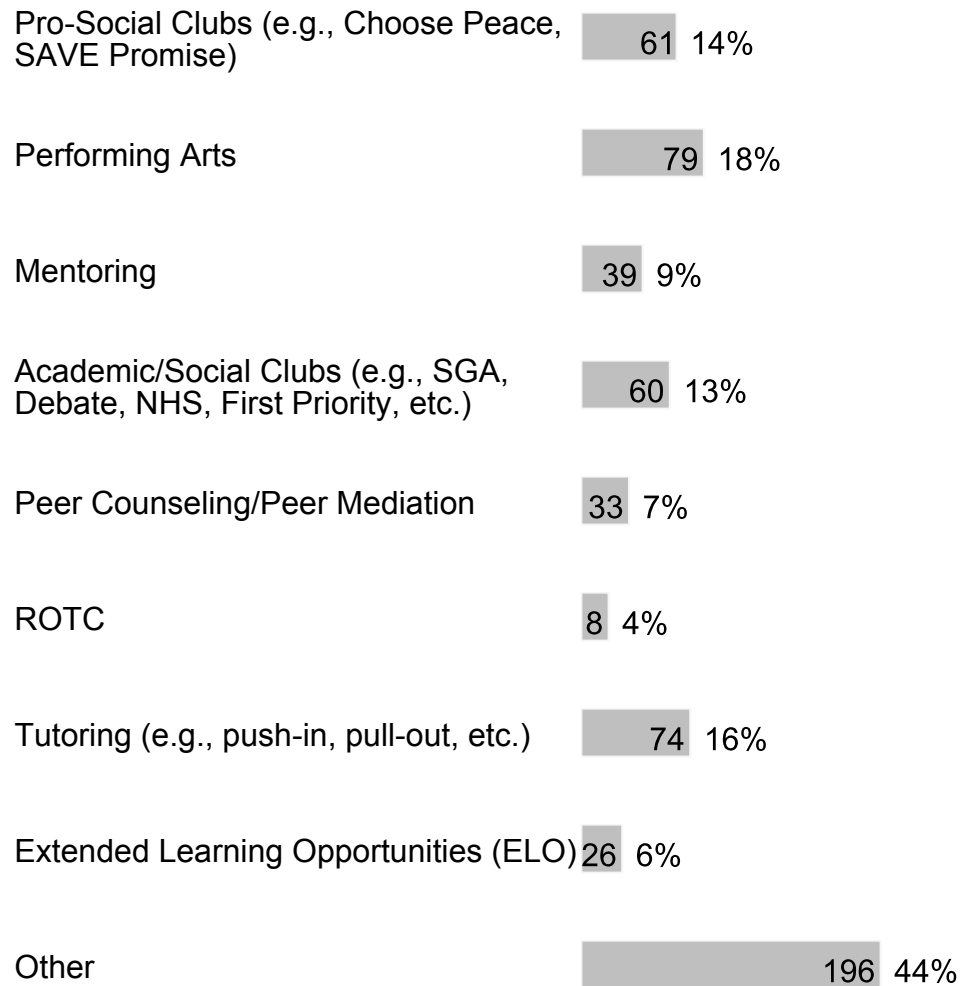




430 respondents

8. These are the programs/services at my school that I value most or would value if they were available at my school (check all that apply):





450 respondents

9. I am friends with other students at this school.

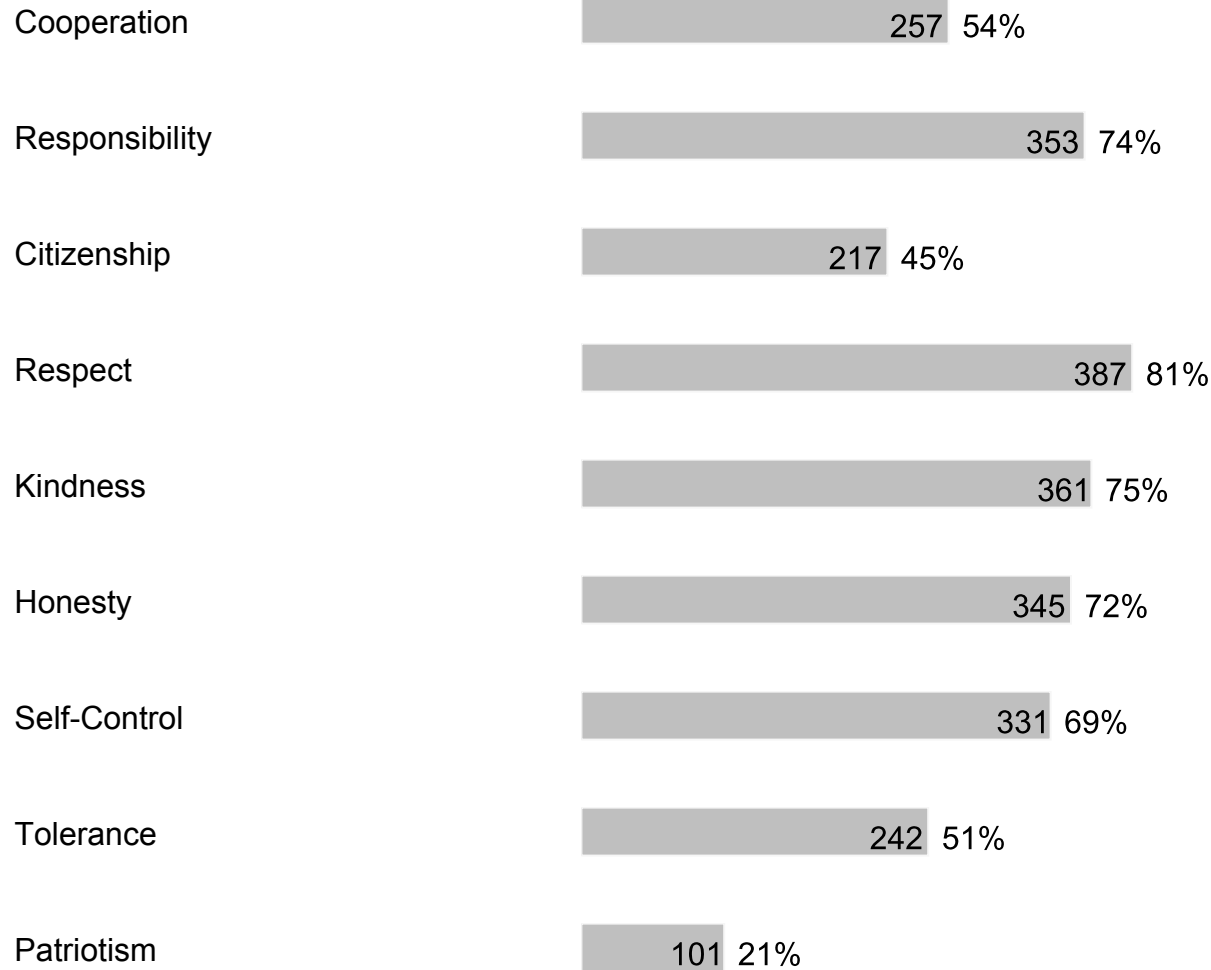


Disagree | 1%

Strongly Disagree | 2%


479 respondents

10. Which character traits do you value the most in yourself and others? (check all that apply)




479 respondents

11. I receive acknowledgement and/or praise for my strengths or accomplishments by adults at my school.



474 respondents


12. I enjoy eating food prepared by the cafeteria.



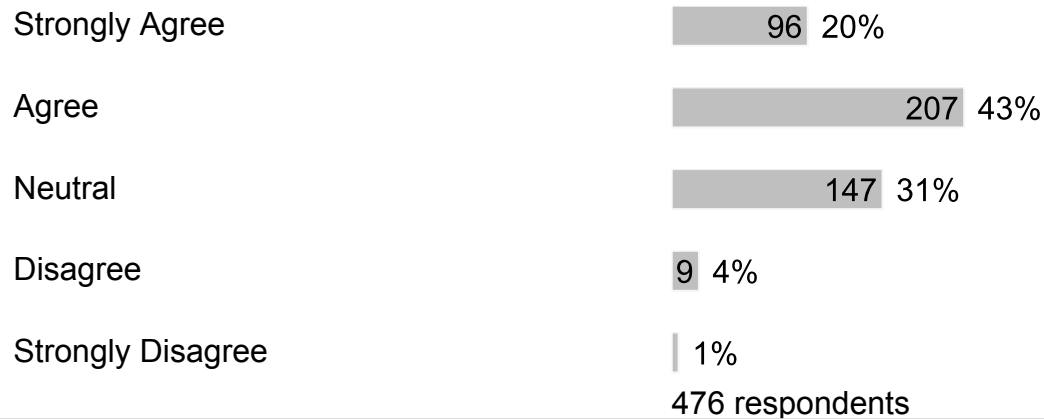
479 respondents

G. Section 6

1. In my school, a high-quality education is offered.



2. My school provides me with challenging curriculum, uses a variety of teaching methods and learning experiences to develop the skills I need to succeed.

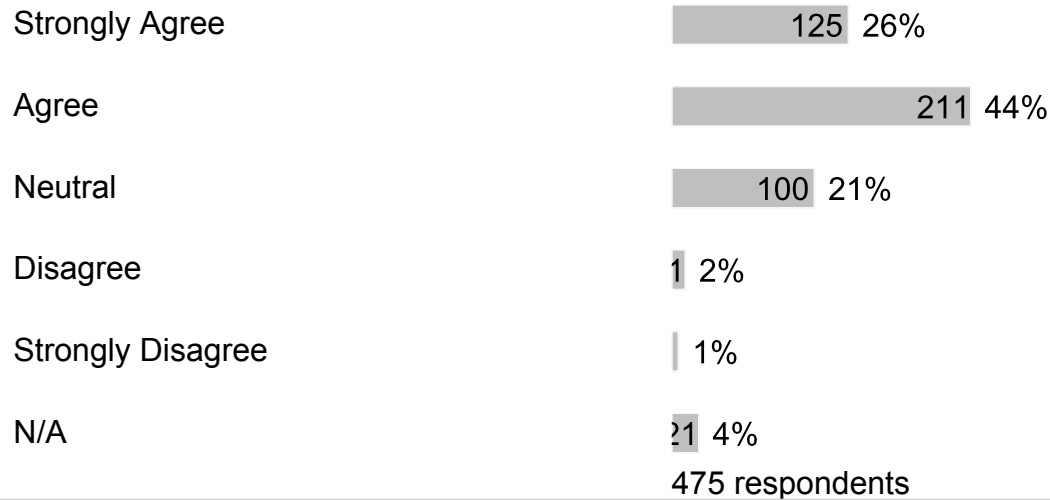


3. My school motivates me to set academic goals and learn new things.

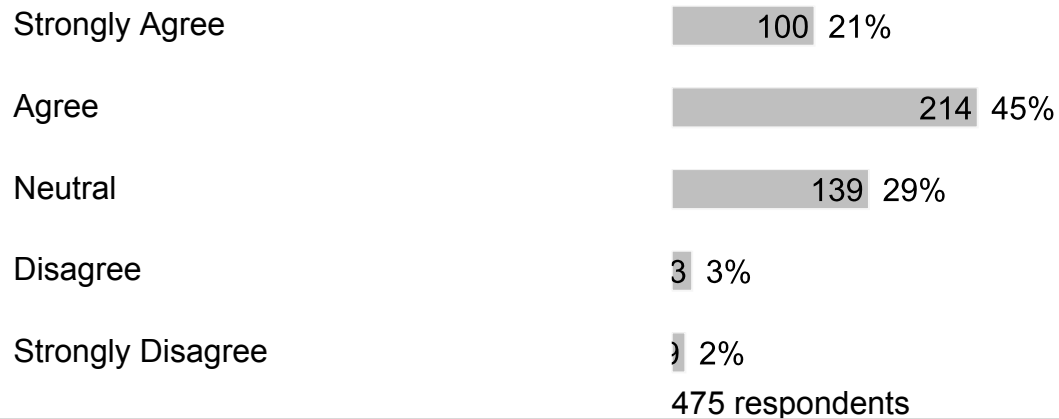





4. My teachers use tests, projects, presentations, and portfolios to assess my understanding of what was taught.




5. My school prepares me for success in the next school year.




6. Lessons and materials in our school prepare us to be effective users of media and technology.



7. In class, students spend considerable amounts of time actively engaged in learning (such as solving problems, discussing ideas, creating their own work, reading, writing, speaking and researching).



8. My teachers effectively engage students in the classroom and encourage creative thinking.



473 respondents

9. There are few distractions during class.

| | | |
|-------------------|-----|-----|
| Strongly Agree | 119 | 25% |
| Agree | 114 | 24% |
| Neutral | 141 | 30% |
| Disagree | 65 | 14% |
| Strongly Disagree | 35 | 7% |

474 respondents

10. Students are encouraged to work in groups regularly.

| | | |
|-------------------|-----|-----|
| Strongly Agree | 46 | 10% |
| Agree | 121 | 26% |
| Neutral | 234 | 50% |
| Disagree | 48 | 10% |
| Strongly Disagree | 22 | 5% |

471 respondents

11. Teachers are generally fair when it comes to grading student work.

| | | |
|----------------|-----|-----|
| Strongly Agree | 87 | 18% |
| Agree | 169 | 36% |
| Neutral | 172 | 36% |
| Disagree | 26 | 5% |

Strongly Disagree 10 4%
474 respondents

12. I give class presentations or share my work with classmates.

Strongly Agree 66 14%
Agree 140 30%
Neutral 206 44%
Disagree 37 8%
Strongly Disagree 24 5%
473 respondents

13. I work on assignments that challenge me and/or take more than one class period to complete.

Strongly Agree 102 22%
Agree 190 40%
Neutral 155 33%
Disagree 3 3%
Strongly Disagree 1 2%
470 respondents

14. I complete meaningful homework to review what I learned in class and/or prepare for the next day's lesson.

Strongly Agree 94 20%
Agree 177 37%
Neutral 171 36%

Disagree 9 4%

Strongly Disagree 2 3%

473 respondents

15. I receive feedback about my work that helps me better understand what I'm learning.

Strongly Agree 68 14%

Agree 164 35%

Neutral 186 40%

Disagree 39 8%

Strongly Disagree 3 3%

470 respondents

16. I am provided opportunities to correct or improve my work.

Strongly Agree 87 18%

Agree 155 33%

Neutral 185 39%

Disagree 32 7%

Strongly Disagree 2 3%

471 respondents


17. I am provided opportunities to participate in class discussions and activities.

Strongly Agree 94 20%

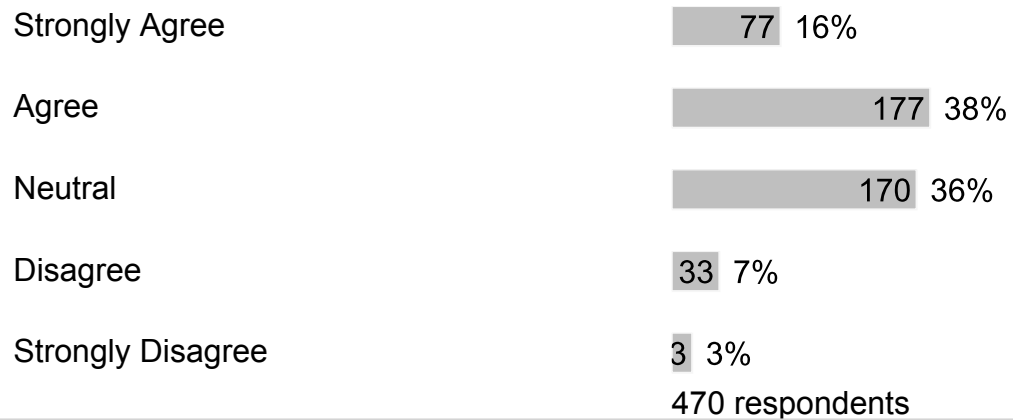
Agree 200 43%



18. My teachers explain their expectations so I can be successful.




19. My teachers provide me with information about how well I am doing in school.




20. Teachers regularly post information online or send home a newsletter.

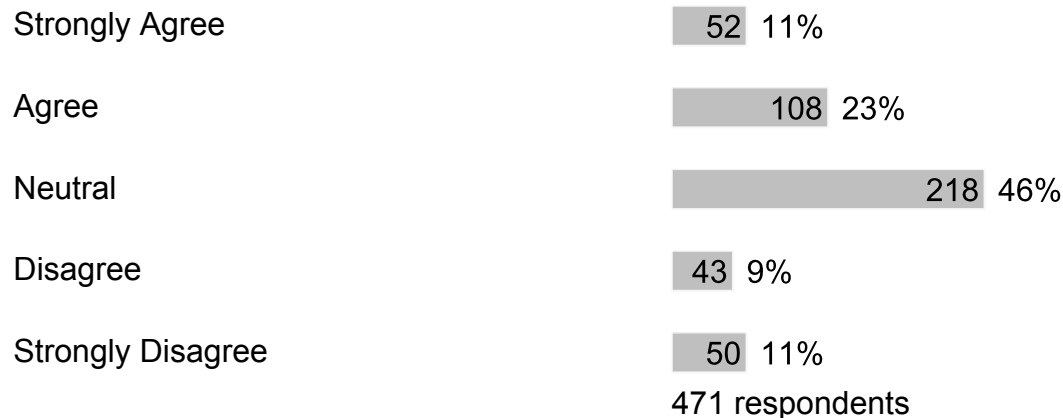




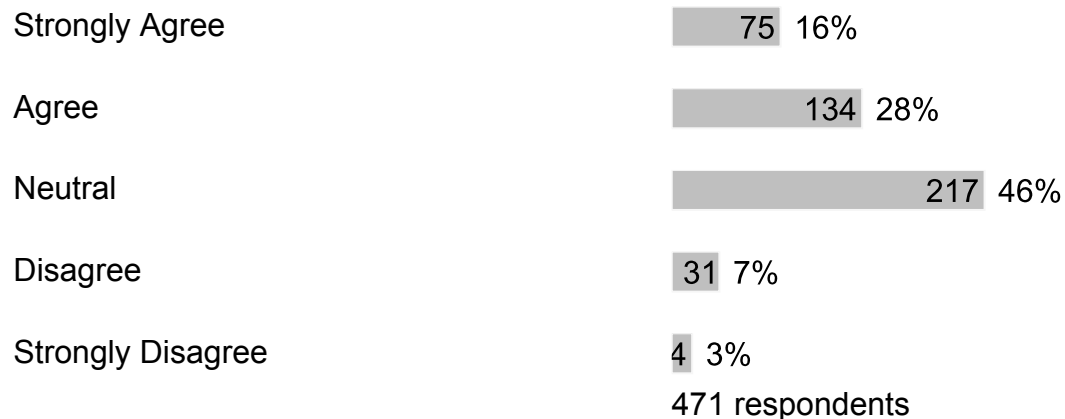
21. My teachers keep my family informed of my academic progress.



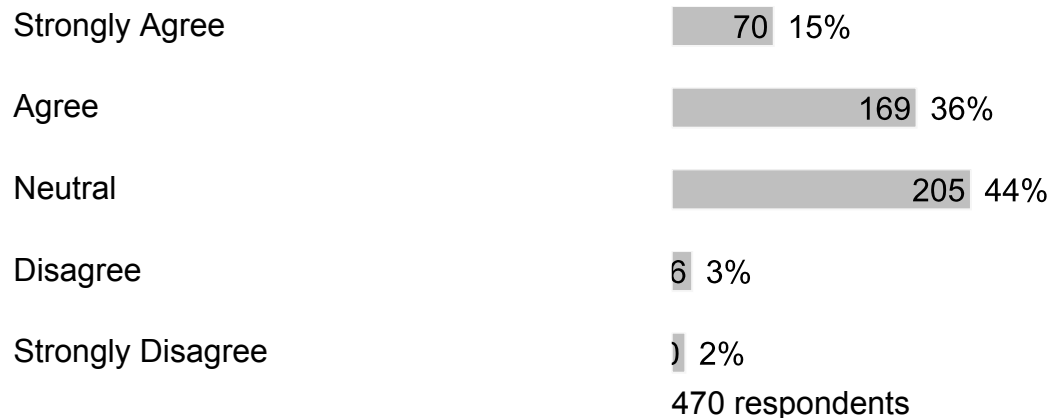
22. My school considers students' opinions when changing rules/policies and planning ways to improve the school.




23. My school shares information about school success with my community.



24. Our school uses different ways to communicate what is happening to parents and students.



25. My school focuses on Customer Service (greeting with a smile and responding to questions and concerns within one business day).



474 respondents

H. Section 7

1. What else would you like to tell us about your school?

Free form text answers are available in the exported CSV report