

BCPS PARENT CUSTOMER SURVEY 2025 (English, Spanish, Portuguese and Haitian Creole)

run on 09/09/2025



Custom Survey

1 survey(s) 130 response(s)

Report Filters**School:**
N/A**Race:**
N/A**Grade:**
N/A**Gender:**
N/A**Ethnicity:**
N/A**Tag:**
N/A

BCPS PARENT CUSTOMER SURVEY 2025 (English, Spanish, Portuguese and Haitian Creole)

Demographics

Number of Responses | Percentages of Total Responses

1. Gender

Male	29	23%
Female	91	72%
Prefer not to answer	7	6%

127 respondents

2. Race

Asian	7	6%
Black or African American	17	14%
Native Hawaiian or Other Pacific Islander	1	1%
White	77	63%

Multiracial 10 8%

Other 10 8%

122 respondents

3. Ethnicity

Hispanic 42 35%

Non-Hispanic or Latino 66 55%

Prefer not to answer 13 11%

121 respondents

4. Grade

Grade 6 43 33%

Grade 7 45 35%

Grade 8 39 30%

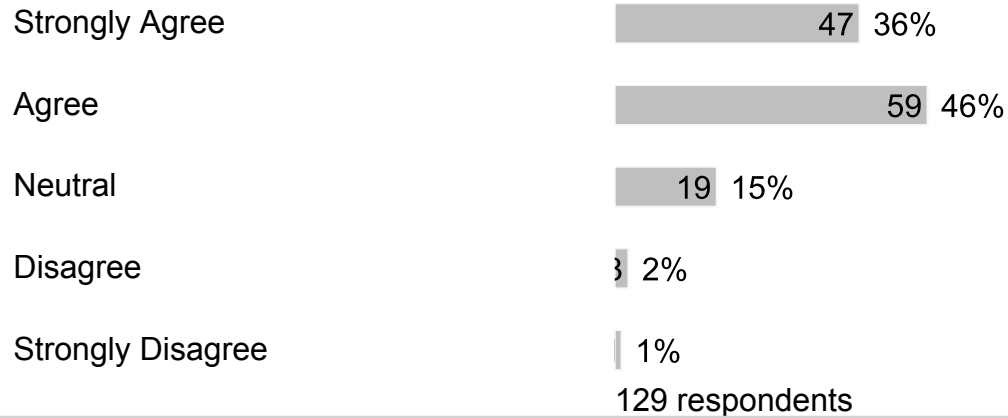
Grade 11 1 1%

Grade 12 1 1%

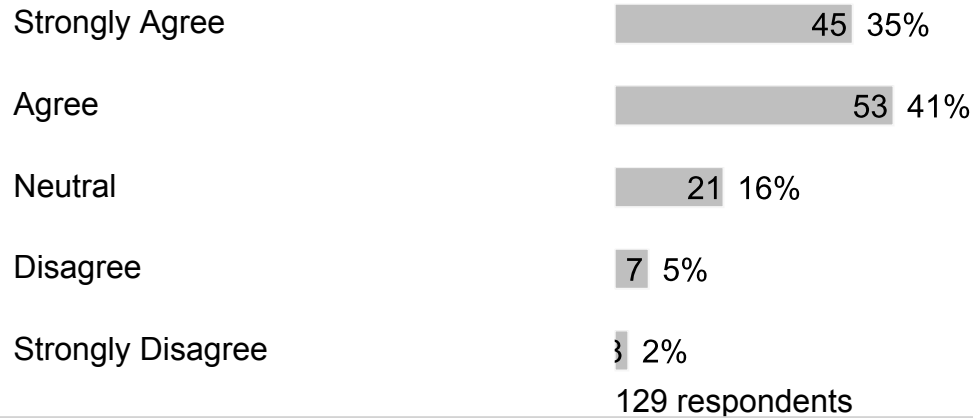
129 respondents

C. Section 2

1. My child feels safe at school.



2. My child's school is clean and well-maintained.




3. I would recommend my child's school to my friends and/or family.

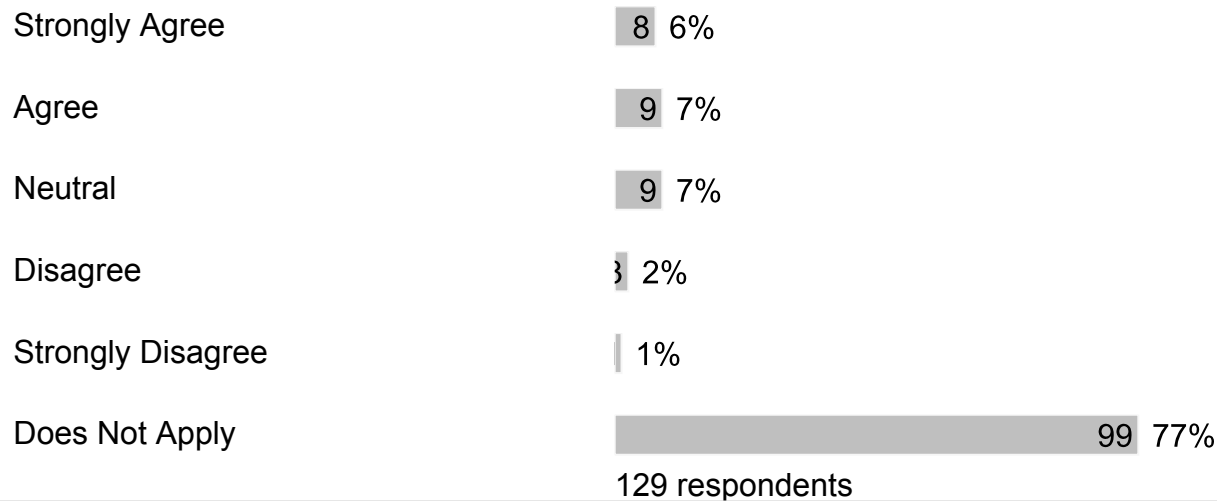




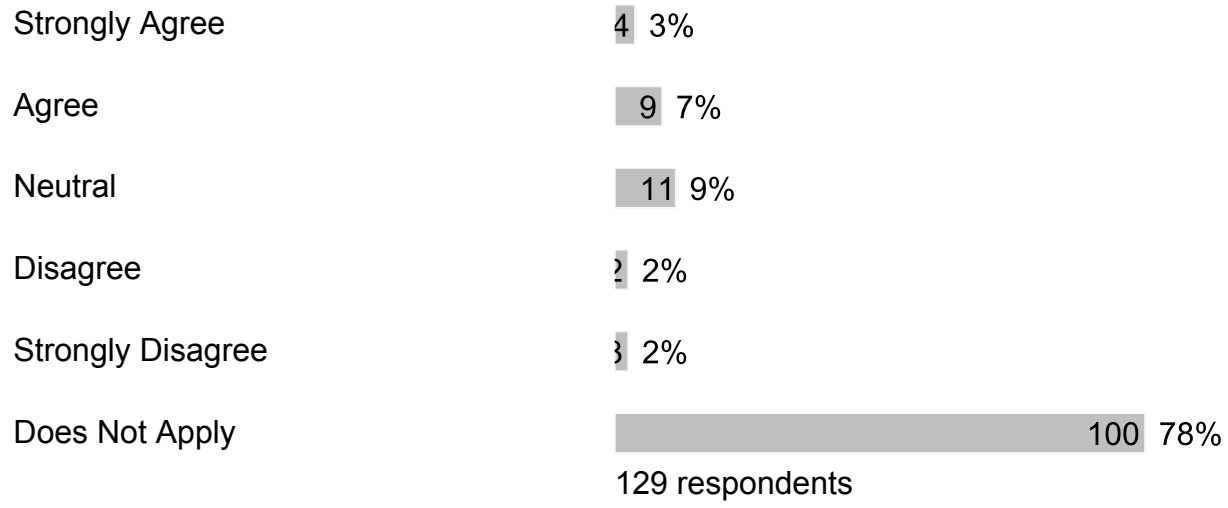
4. Bullying is when 1 or more students tease, threaten, spread rumors about, hit, shove or hurt another student over and over again. It is not bullying when 2 students of about the same strength or power argue, fight or tease each other in a friendly way. Have students bullied or cyberbullied your child at school this year?



5. After my child was bullied, I contacted school staff.

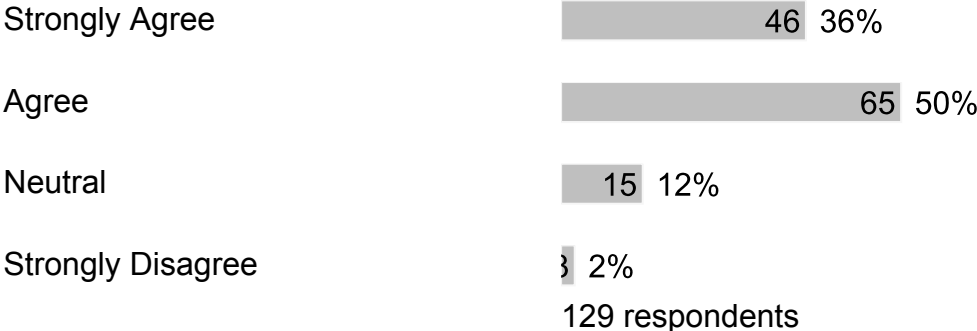


6. After I contacted school staff, the bullying behavior against my child stopped.



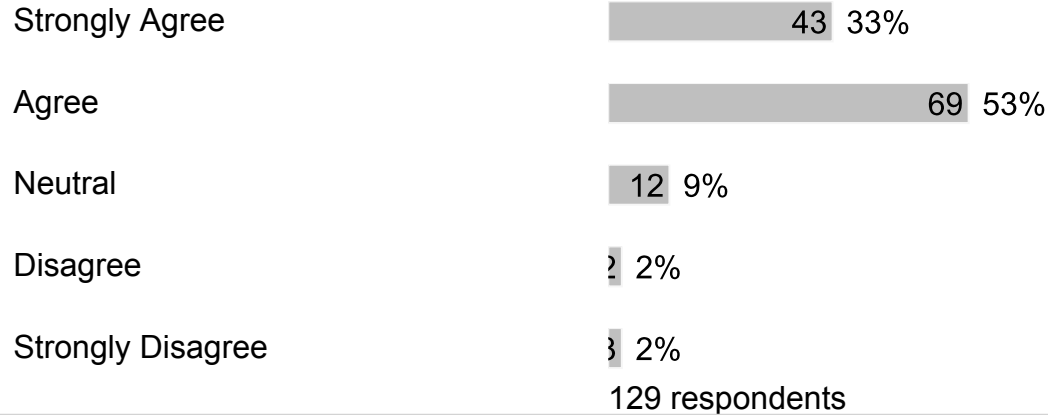
D. Section 3

1. Our school provides adequate technology and internet access for my child(ren) to complete their schoolwork.

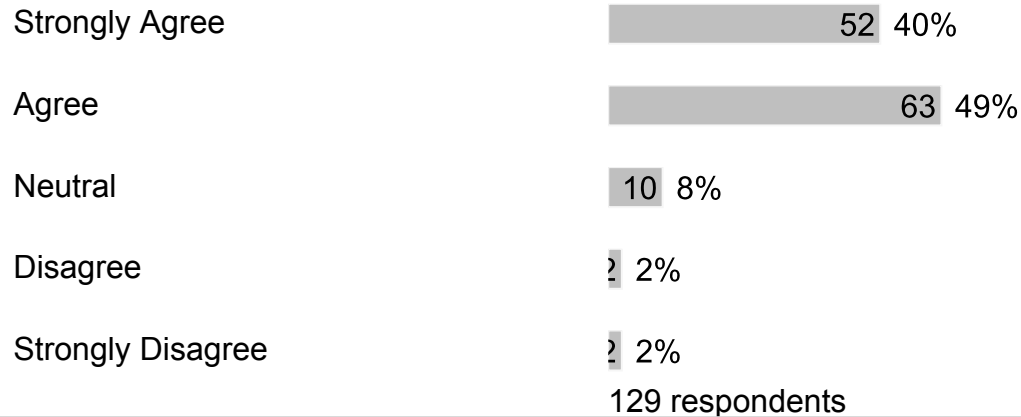


E. Section 4

1. Our school provides sufficient material resources (books, computers, learning materials, etc.) to meet student needs.



2. Our school provides qualified staff members to support student learning.



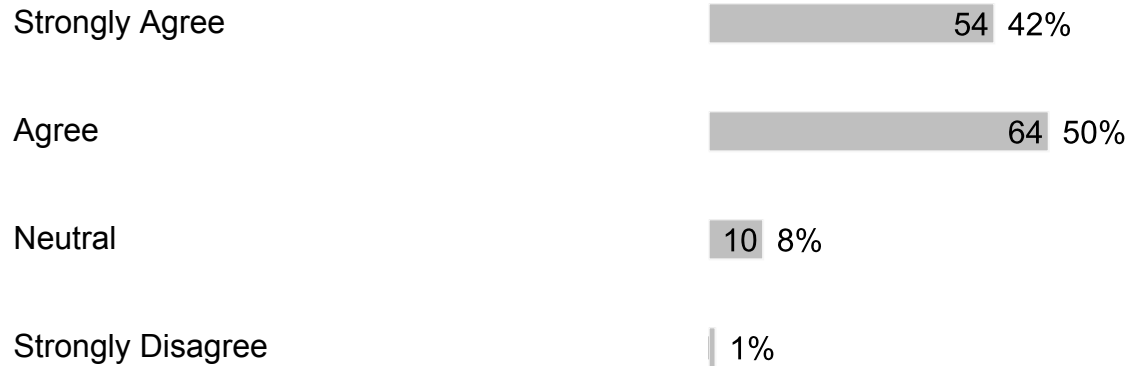
3. At school, my child has up-to-date computers and other technology to learn.






F. Section 5

1. If my child has a problem, they know who they can go to for help.



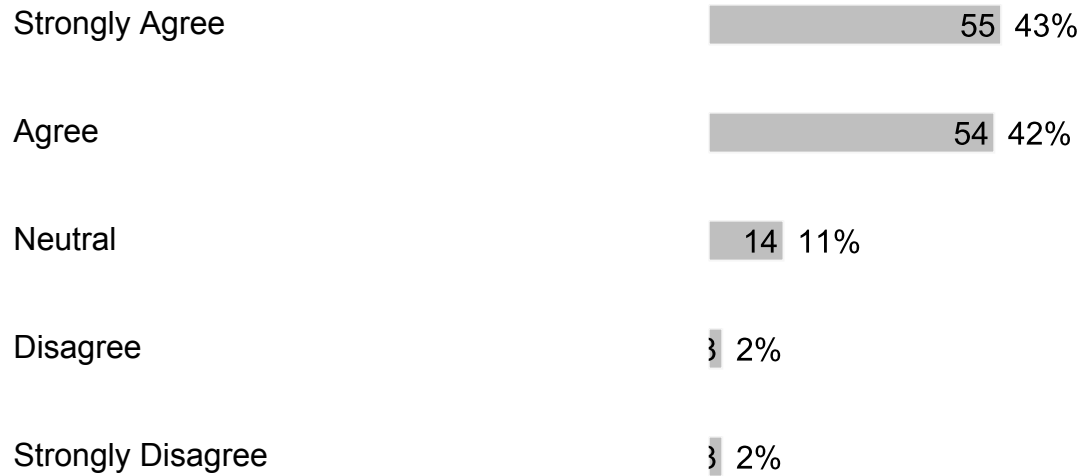
129 respondents

2. My child likes going to school.



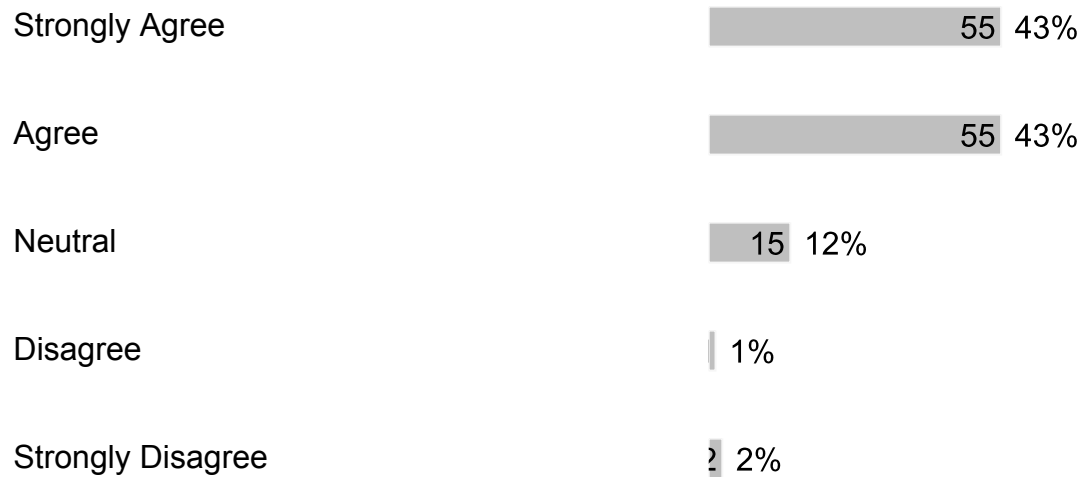
128 respondents

3. I would recommend my child's school to my friends and/or family.



129 respondents

4. Our school treats students with value, respect and compassion.



128 respondents

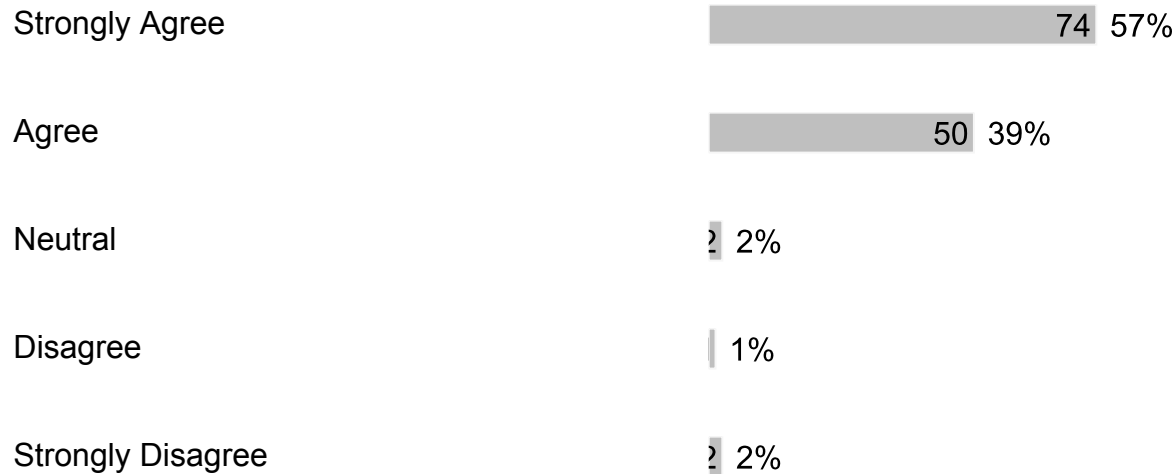
5. The office staff is helpful and made me feel valued as a parent/guardian.





129 respondents

6. When visiting the school, I am greeted with courtesy and respect by the office staff.



129 respondents

7. Phone calls to the school are answered in a polite and respectful manner by the office staff.

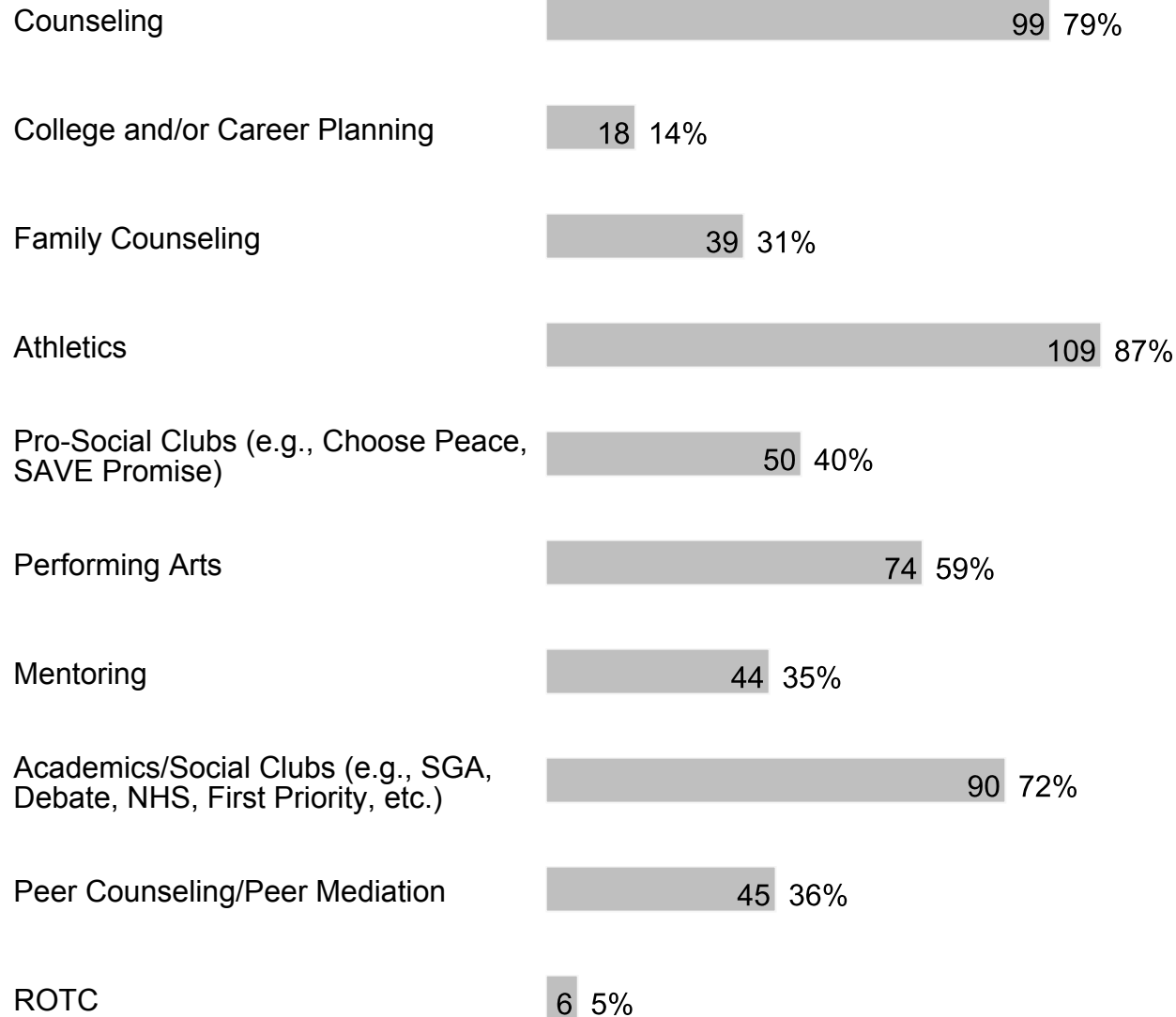


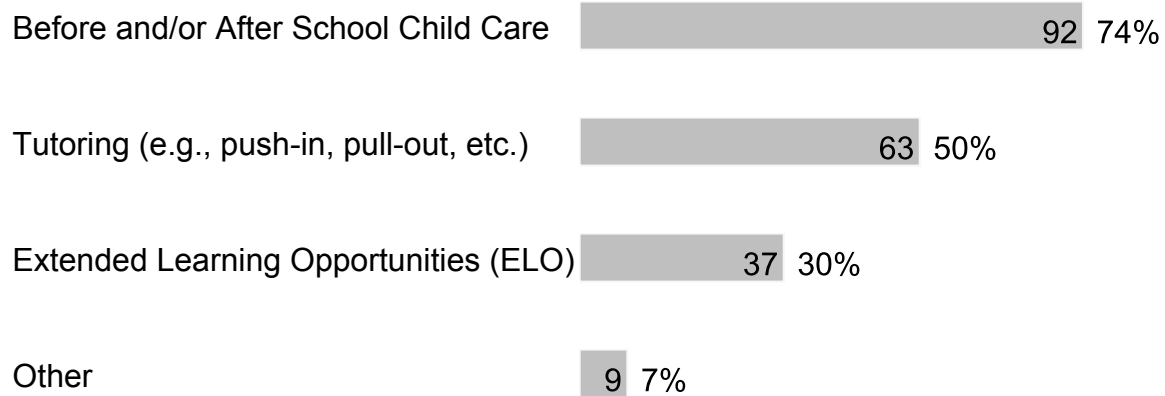
Strongly Disagree

2 2%

129 respondents

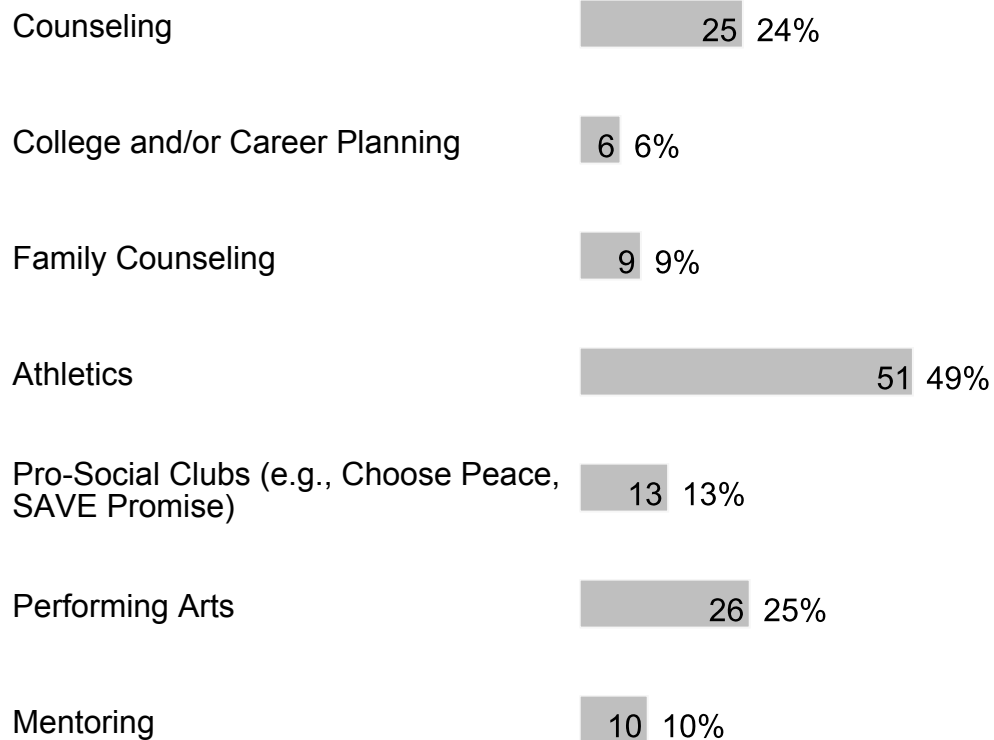
8. At our school, the following programs/services are available (check all that apply):

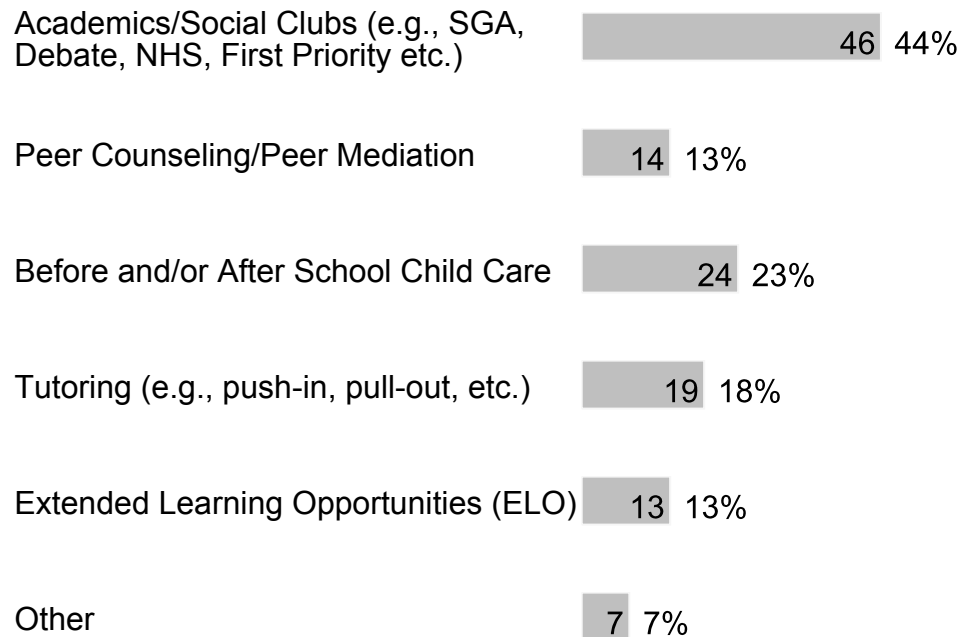




125 respondents

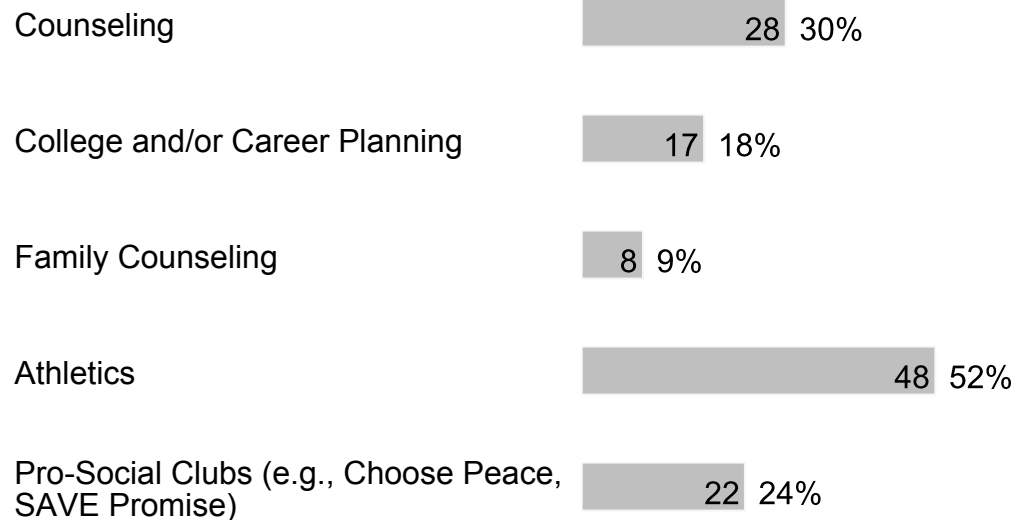
9. At our school, my child participates in the following programs/services (check all that apply):

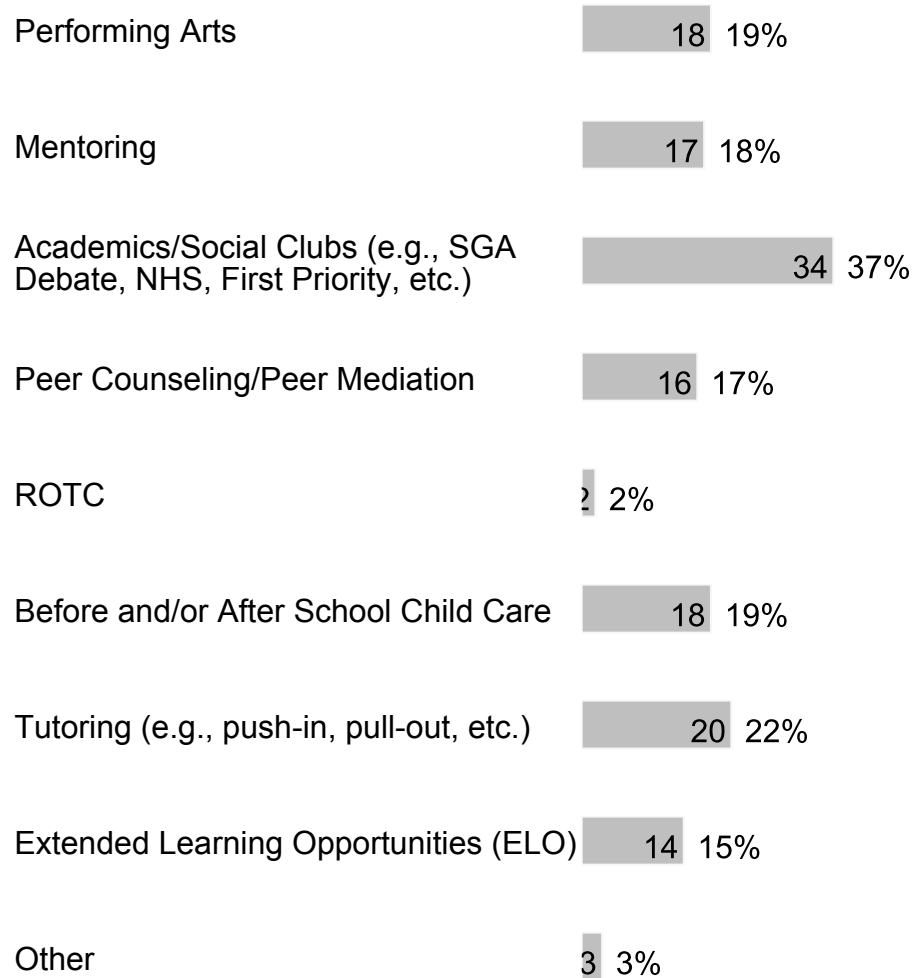




104 respondents

10. At our school, these are the following programs/services that my child values most or would value if they were available (check all that apply):





93 respondents

11. Our school has a family resource center and/or a staff member assigned to work with families.



Disagree

6 5%

Strongly Disagree

3 2%

127 respondents

G. Section 6

1. The principal is a positive educational leader at the school.

Strongly Agree 70 55%

Agree 44 34%

Neutral 10 8%

Strongly Disagree 4 3%

128 respondents

2. The assistant principal(s) is a positive educational leader at the school.

Strongly Agree 68 53%

Agree 45 35%

Neutral 11 9%

Strongly Disagree 4 3%

128 respondents

3. Our school's administration provides strong instructional leadership.

Strongly Agree 60 47%

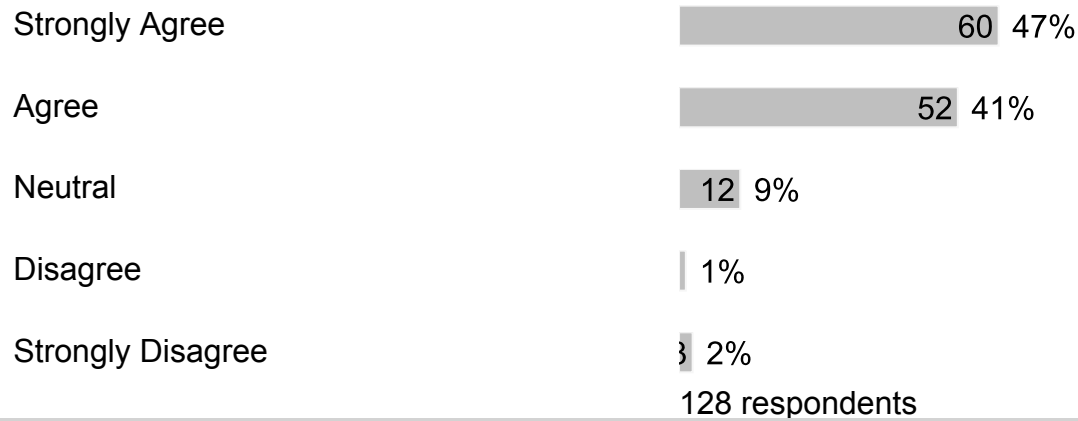
Agree 52 41%

Neutral 12 9%

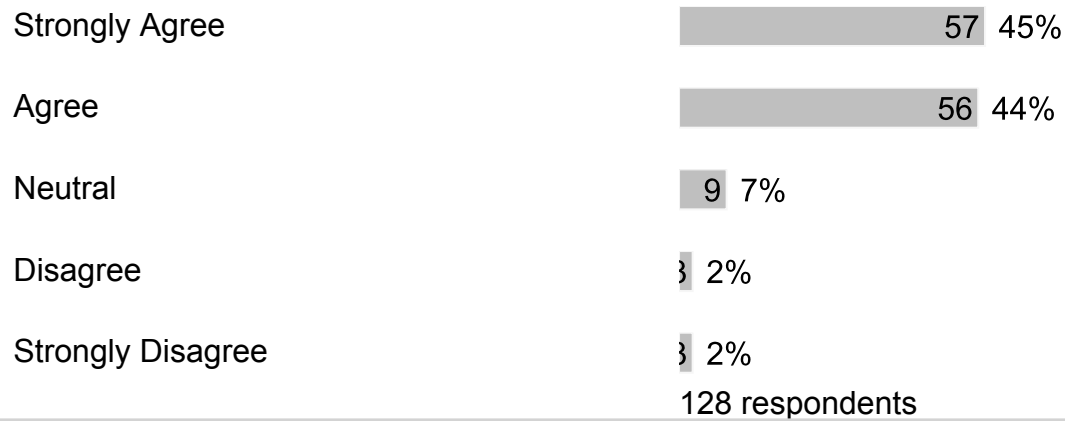
Strongly Disagree 4 3%

128 respondents

4. Our school has established goals and a plan for improving student learning.



5. Our school meets my expectations to prepare my child well for the next level of study.



6. Our school shares responsibility for student learning with its staff, parents and community members.



Strongly Disagree 2%
128 respondents

7. Our school has high expectations for students.

Strongly Agree 60 47%
Agree 56 44%
Neutral 8 6%
Disagree 2 2%
Strongly Disagree 2 2%
128 respondents

8. My child's teachers provide curriculum that meets the learning needs of my child.

Strongly Agree 51 40%
Agree 60 47%
Neutral 9 7%
Disagree 5 4%
Strongly Disagree 3 2%
128 respondents

9. My child's teachers give work that challenges my child.

Strongly Agree 52 41%
Agree 61 48%
Neutral 9 7%

Disagree 3 2%

Strongly Disagree 3 2%

128 respondents

10. My child's teachers work as a team to help my child learn.

Strongly Agree 42 33%

Agree 58 46%

Neutral 20 16%

Disagree 4 3%

Strongly Disagree 3 2%

127 respondents

11. My child's teachers use a variety of teaching strategies.

Strongly Agree 48 38%

Agree 53 41%

Neutral 23 18%

Disagree 1 1%

Strongly Disagree 3 2%

128 respondents

12. My child's teachers adjust the instruction to meet my child's learning needs.

Strongly Agree 42 33%

Agree 52 41%

Neutral	24	19%
Disagree	6	5%
Strongly Disagree	3	2%

127 respondents

13. My child sees a relationship between what is being taught and everyday life.

Strongly Agree	40	31%
Agree	51	40%
Neutral	31	24%
Disagree	4	3%
Strongly Disagree	2	2%

128 respondents

14. Clear learning expectations are set for my child.

Strongly Agree	48	38%
Agree	57	45%
Neutral	19	15%
Strongly Disagree	3	2%

127 respondents

15. My child's understanding of what was taught is regularly assessed.

Strongly Agree	49	38%
Agree	60	47%

Neutral	14	11%
Disagree	2	2%
Strongly Disagree	3	2%

128 respondents

16. Our school works to keep instructional time free from distraction.

Strongly Agree	46	36%
Agree	64	50%
Neutral	13	10%
Disagree	2	2%
Strongly Disagree	3	2%

128 respondents


17. My child's teachers keep me informed regularly about my child's progress and how they are being graded.

Strongly Agree	45	35%
Agree	42	33%
Neutral	28	22%
Disagree	9	7%
Strongly Disagree	4	3%

128 respondents

18. My child's teachers report on my child's progress in easy to understand language.


Strongly Agree	48	38%
----------------	----	-----




19. Teachers schedule conferences to share student learning progress with families.




20. My child is prepared for success in the next school year.



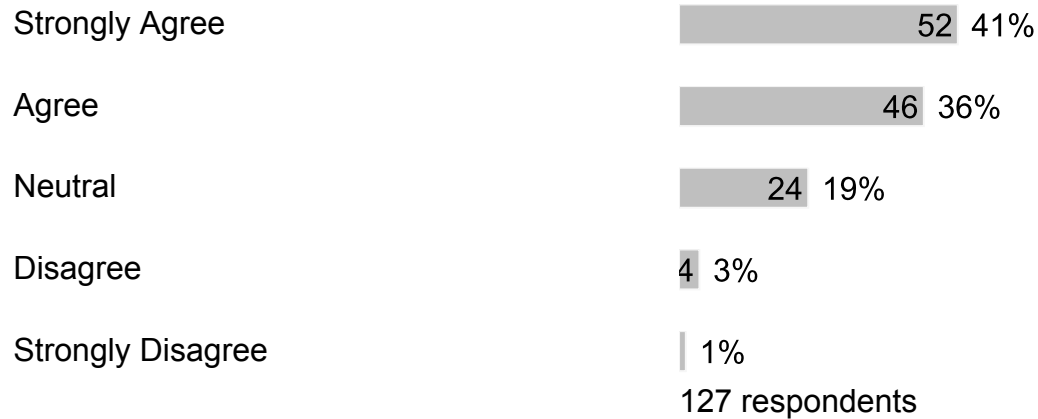
21. Families are encouraged to volunteer.



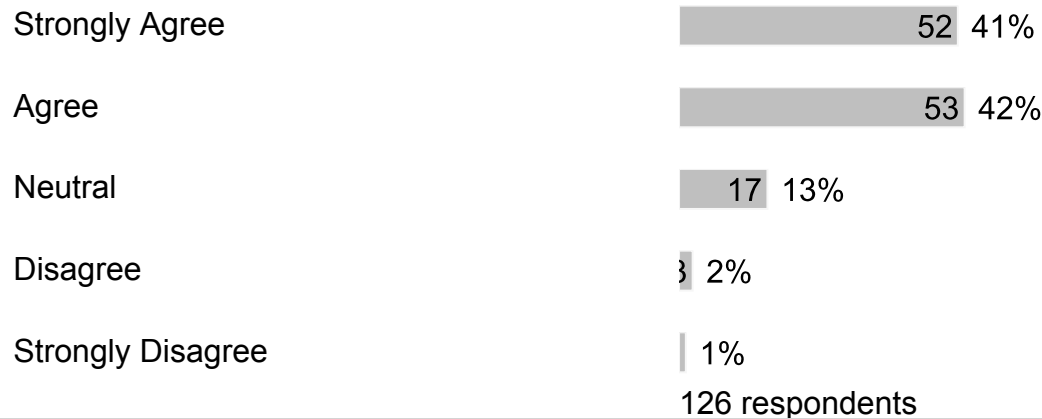
22. Families are given the opportunity to participate on school committees.



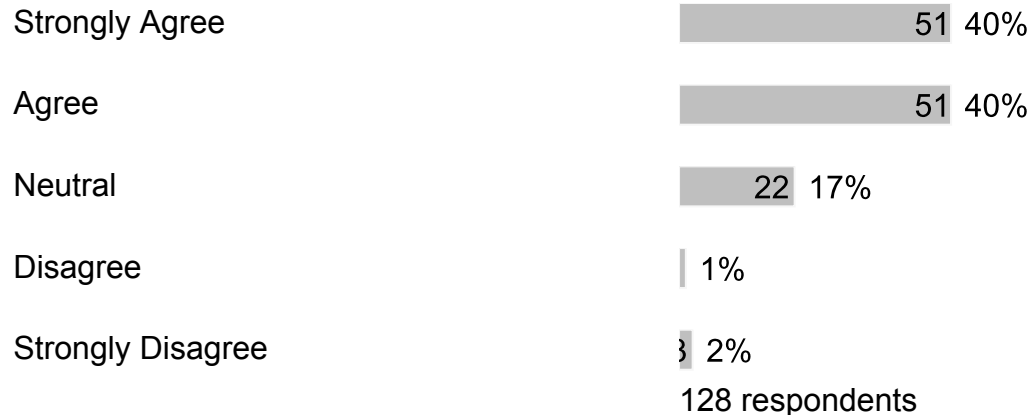
23. I am well-informed of the school's goals and activities.




24. Our school reports the achievement of school goals.



25. Our school provides opportunities for parents to be involved through the School Advisory Council (SAC) and/or the School Advisory Forum (SAF).



26. The School Improvement Plan (SIP) is regularly reviewed and revised through the School Advisory Council (SAC).



Strongly Disagree 2%
128 respondents

27. Our school communicates information in ways that are easy for families to understand.

Strongly Agree 55 43%
Agree 60 47%
Neutral 10 8%
Disagree 1 1%
Strongly Disagree 2 2%
128 respondents

28. Teachers regularly post information online or send home a newsletter.

Strongly Agree 39 30%
Agree 48 38%
Neutral 22 17%
Disagree 14 11%
Strongly Disagree 5 4%
128 respondents

29. Our school asks families for their ideas on the best way to communicate school-related information.

Strongly Agree 36 28%
Agree 42 33%
Neutral 34 27%

Disagree 10 8%

Strongly Disagree 5 4%

127 respondents

30. Our school asks for family input when changing rules or policies.

Strongly Agree 38 30%

Agree 40 31%

Neutral 32 25%

Disagree 13 10%

Strongly Disagree 5 4%

128 respondents

31. Our school focuses on Customer Service (greeting with a smile and responding to questions and concerns within one business day).

Strongly Agree 48 38%

Agree 51 40%

Neutral 20 16%

Disagree 4 3%

Strongly Disagree 4 3%

127 respondents

H. Section 7

1. What else would you like to tell us?

Free form text answers are available in the exported CSV report