

# BCPS STUDENT (Grades 6-12) CUSTOMER SURVEY 2025

---

run on 08/17/2025





# BCPS STUDENT (Grades 6-12) CUSTOMER SURVEY 2025

run on 08/17/2025

Custom Survey

1 survey(s) 916 response(s)

## Report Filters

**School:**  
N/A

**Race:**  
N/A

**Grade:**  
N/A

**Gender:**  
N/A

**Ethnicity:**  
N/A

**Tag:**  
N/A

## BCPS STUDENT (Grades 6-12) CUSTOMER SURVEY 2025

### Demographics

Number of Responses | Percentages of Total Responses

#### 1. Gender

Male 426 47%

Female 445 49%

Prefer not to answer 8 4%

909 respondents

#### 2. Race

American Indian or Alaska Native 1%

Asian 2%

Black or African American 274 31%

Native Hawaiian or Other Pacific Islander 1%

White 332 38%

Multiracial 101 11%

Other 136 15%

884 respondents

### 3. Ethnicity

Hispanic 388 49%

Non-Hispanic or Latino 306 38%

Prefer not to answer 105 13%

799 respondents

### 4. Grade

Grade 6 0%

Grade 7 0%

Grade 9 215 23%

Grade 10 407 44%


Grade 11 134 15%

Grade 12 156 17%


916 respondents

## C. Section 2

### 1. I feel safe at my school.



### 2. I feel safe getting to and from my school.



3. \*Note: Remember, this survey is anonymous, please report any bullying concerns to a trusted adult at your school. The next 10 questions ask about bullying. Bullying is when 1 or more students tease, threaten, spread rumors about, hit, shove, or hurt another student over and over again. It is not bullying when 2 students of about the same strength or power argue, fight or tease each other in a friendly way. During the past 12 months, have you ever been bullied on school property?

Yes	127	14%
-----	-----	-----

No 789 86%

916 respondents

4. The primary location on school property where I was bullied during the last 12 months was:

On the school bus 7 2%

In the classroom 2 4%

In the cafeteria 1 1%

In the hallway 2 2%

In the restroom 1 1%

Other school area 2 2%

Does not apply to me 817 90%

910 respondents

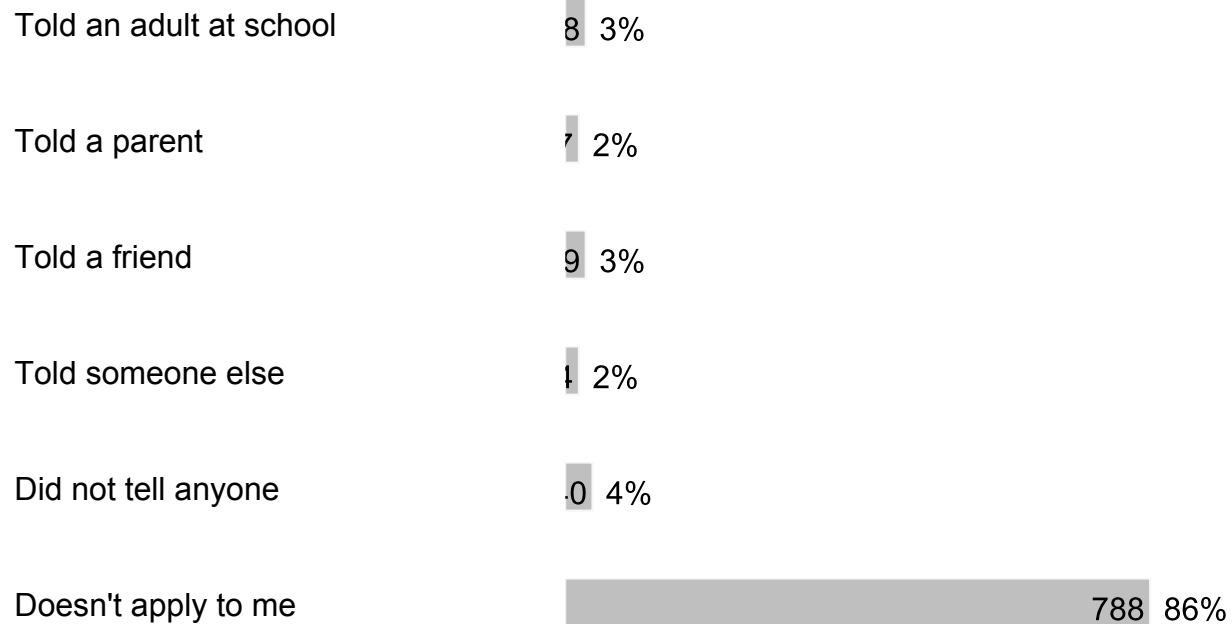
5. During the past 12 months, have you ever been electronically bullied? (Count being bullied through texting, Instagram, TikTok, Snapchat or other social media.)

Yes 72 8%

No 844 92%


916 respondents

**6. After I was bullied, I:**



916 respondents

**7. After I told an adult at school about being bullied, the bullying:**



916 respondents

**8. A teacher or another adult at school taught our class about what bullying is this school year.**

Yes 539 59%

No 377 41%

916 respondents

**9. I think bullying is wrong.**

Strongly Agree 457 50%

Agree 238 26%

Neutral 170 19%

Disagree 5 2%

Strongly Disagree 5 4%

916 respondents

**10. I know different ways to intervene or help if bullying were occurring or going to occur.**

Strongly Agree 179 20%

Agree 362 40%

Neutral 320 35%

Disagree 6 3%

Strongly Disagree 9 3%

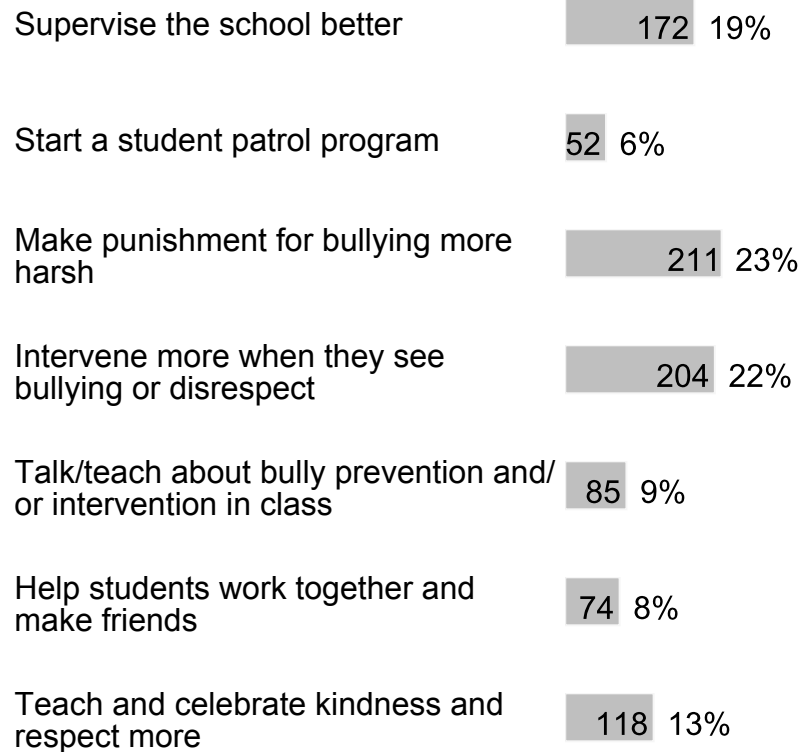
916 respondents

**11. I would intervene or help if another student was being bullied.**

Strongly Agree 174 19%

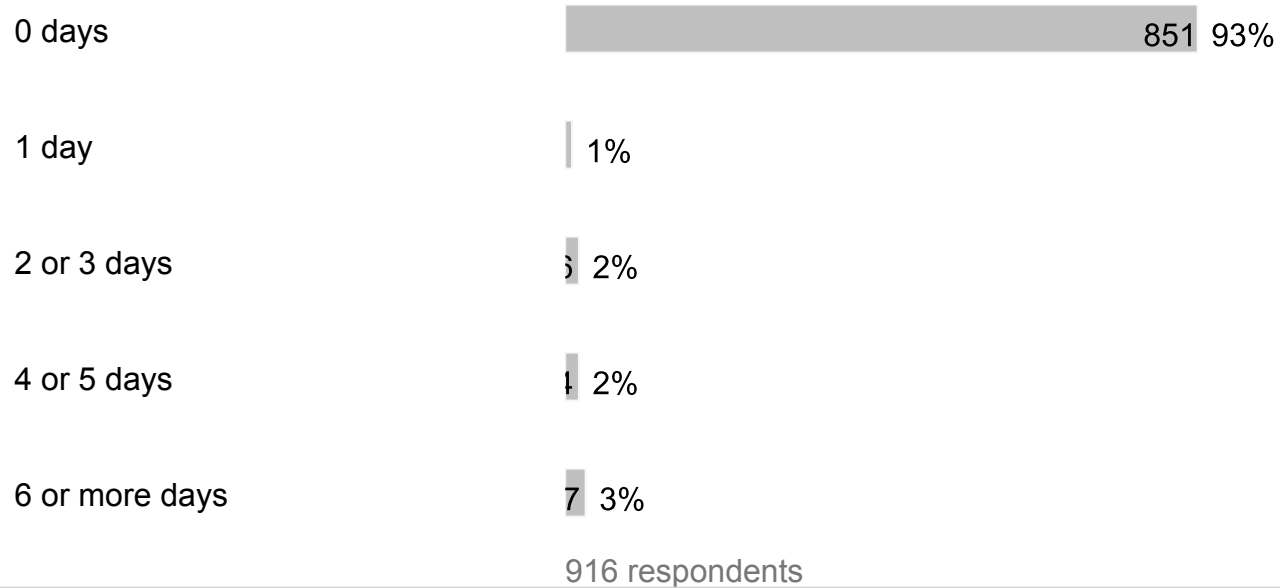


**12. What can adults do to help stop bullying at school?**

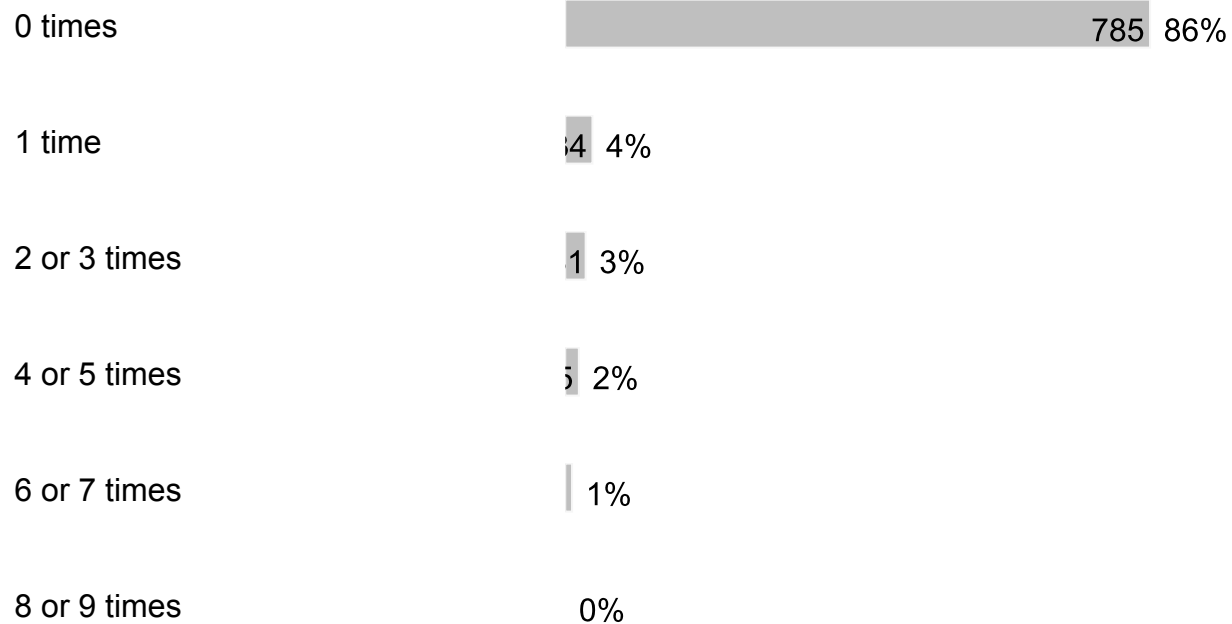


916 respondents

**13. During the past 30 days, how many days did you carry a weapon such as a gun, knife or club on school property?**



**14. During the past 30 days, how many times have you been threatened by another student at school?**



10 or 11 times | 1%

12 or more times | 3%

916 respondents

**15. During the past 12 months, how many times were you in a physical fight on school property?**

0 times | 824 90%

1 time | 5 3%

2 or 3 times | 1%

4 or 5 times | 1%

6 or 7 times | 1%

8 or 9 times | 1%

10 or 11 times | 1%

12 or more times | 3 2%

912 respondents

**16. During the past 12 months, how many times did someone you were dating or going out with physically hurt you on purpose? (Count such things as being hit, slammed into something or injured with an object or weapon.)**

I did not date or go out with anyone during the past 12 months 506 55%

0 times 324 35%

1 time 3 3%

2 or 3 times 2 2%

4 or 5 times 1 1%

6 or more times 9 3%

916 respondents

**17.** During the past 30 days, how many days did you have at least one drink of alcohol? (Alcohol includes drinking beer, wine, flavored alcoholic beverages and liquor such as rum, gin, vodka, whiskey, etc.) For the purpose of this question, drinking alcohol does not include drinking a few sips of wine for religious purposes.

0 days 810 88%

1 or 2 days 47 5%

3 or 5 days 4 2%

6 to 9 days 1 1%

10 to 19 days 1 1%

20 to 29 days

1%

All 30 days

4 3%

916 respondents

**18.** During the past 30 days, how many days did you use an electronic vapor product? (Electronic vapor products include JUUL, SMOK, Suorin, Vuse, blu e-cigarettes, vapes, vape pens, e-cigars, e-hookahs, hookah pens, mods, etc.)

0 days

845 92%

1 or 2 days

1%

3 or 5 days

1%

6 to 9 days

3 2%

10 to 19 days

1%

20 to 29 days

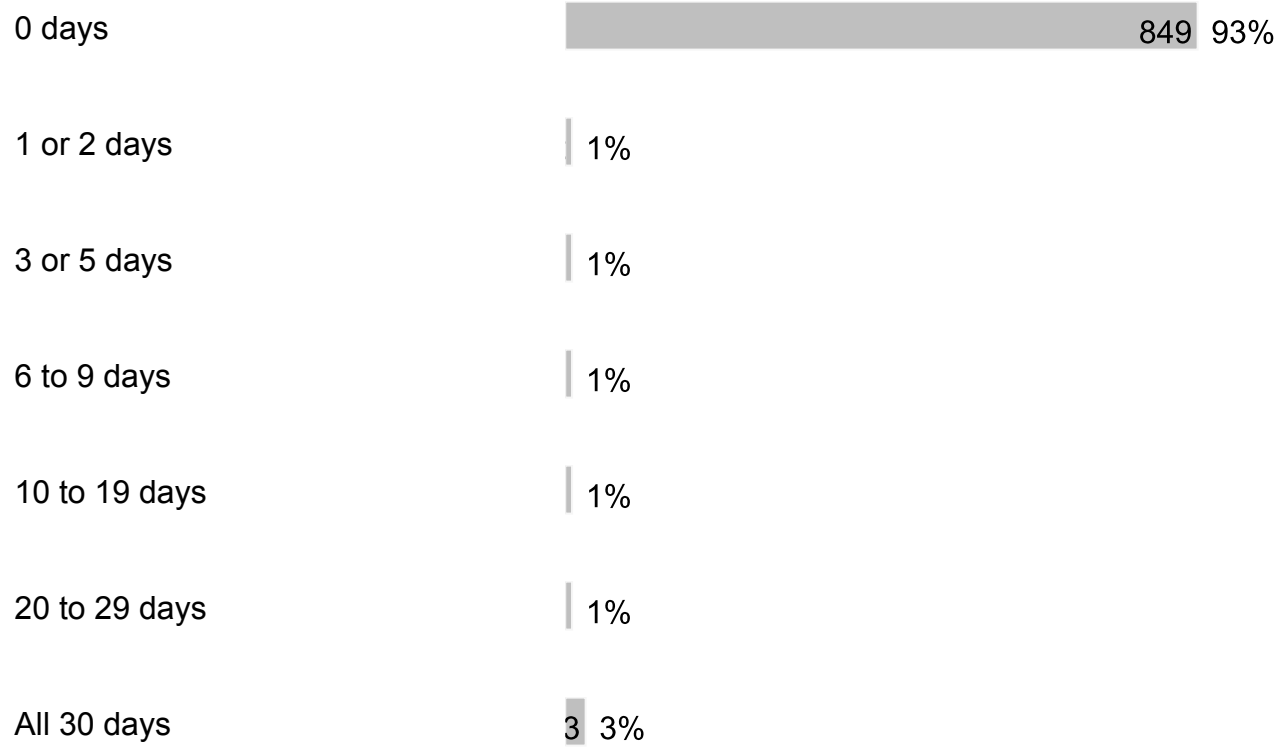
1%

All 30 days

4 3%

916 respondents

**19.** During the past 30 days, how many days did you use marijuana (also called pot or weed)? Do not count CBD-only or hemp products, which come from the same plant as marijuana, but do not cause a high when used alone.




916 respondents

**20. During the school year, I participated in alcohol, other drug or tobacco prevention activities or lessons.**




916 respondents

**21. I believe drinking alcohol is bad for your brain.**



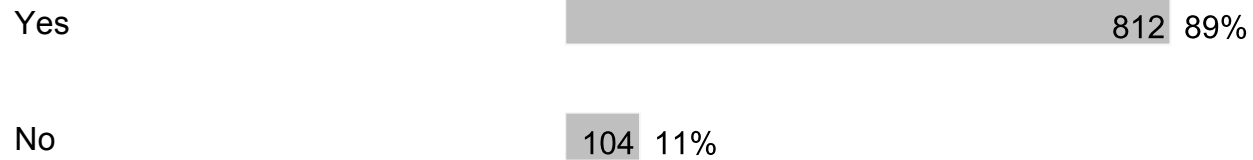
916 respondents

**22. In your opinion, what percentage of Broward County students in grades 6 - 12 choose not to drink alcohol?**



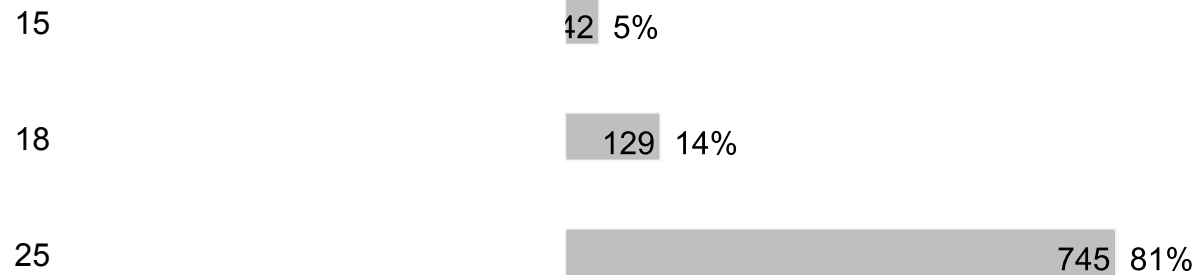
916 respondents

**23. I believe using drugs are bad for your health.**




916 respondents

**24. At what age is a human brain fully developed?**



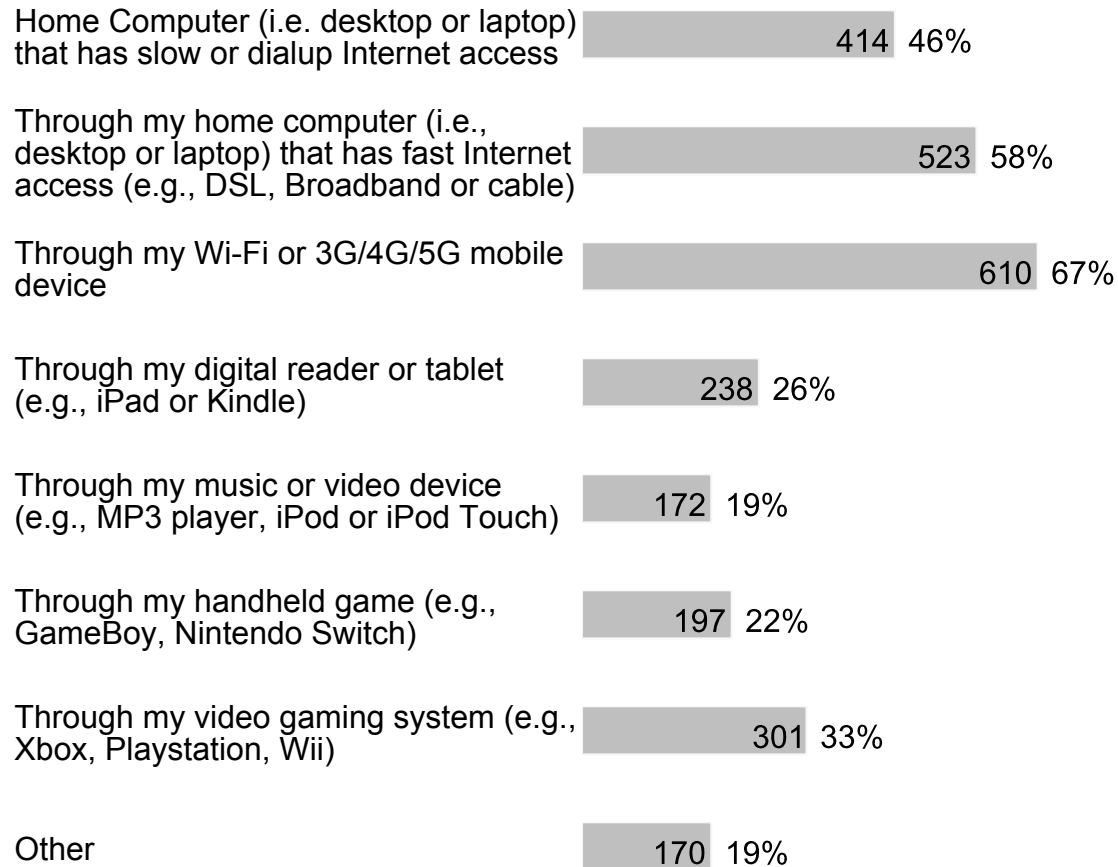
916 respondents

**25. My school is clean and well-maintained.**



## D. Section 3

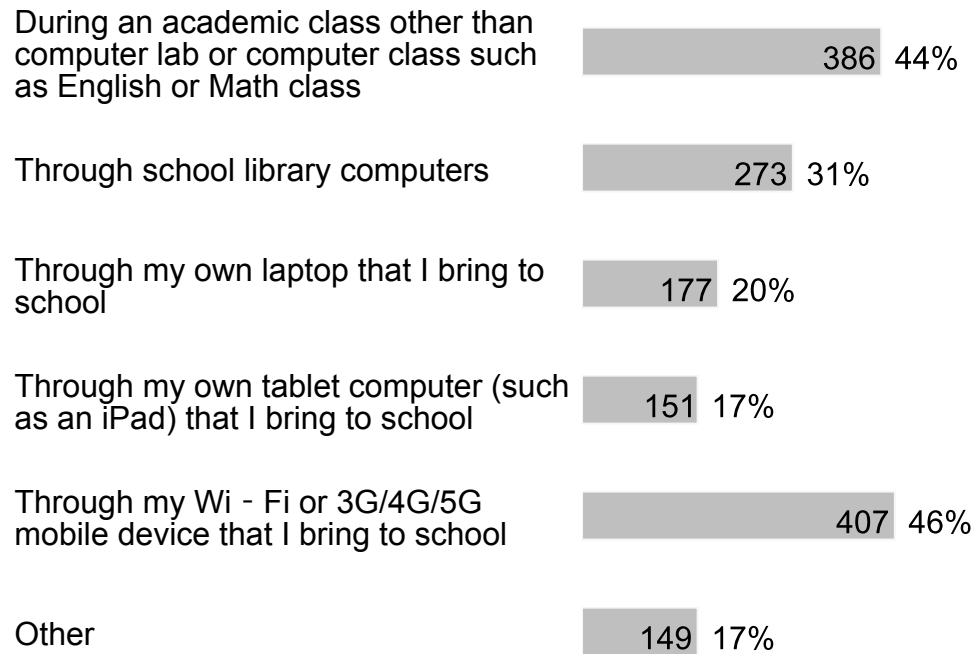
1. During a typical week, I have access to the internet at home in the following ways (check all that apply):



908 respondents

2. During a typical school day, I have access to the internet at school in the following ways (check all that apply):

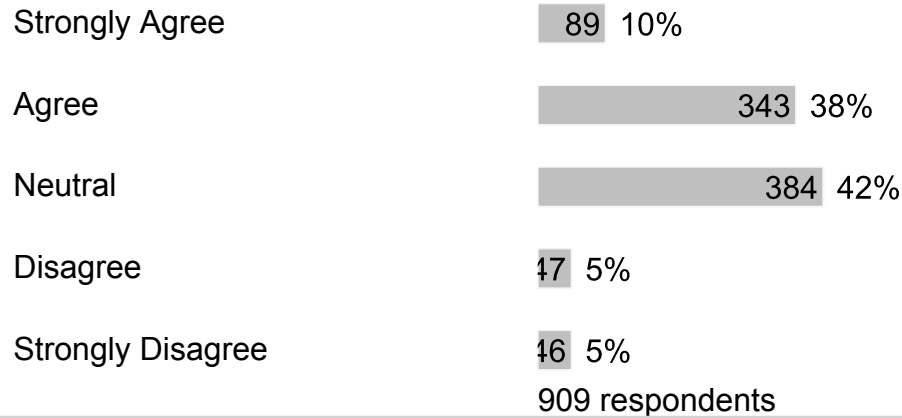




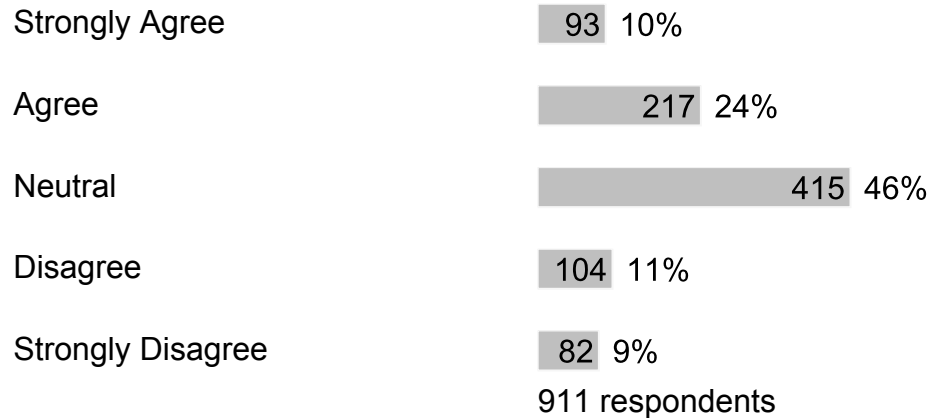
877 respondents

## E. Section 4

1. My school provides sufficient material resources (books, supplies, technology, etc.) to meet my needs.



2. I would recommend my school to my friends.



## F. Section 5

### 1. If I have a problem, I know who I can go to for help.

Strongly Agree	121	13%
Agree	294	32%
Neutral	377	42%
Disagree	59	6%
Strongly Disagree	57	6%

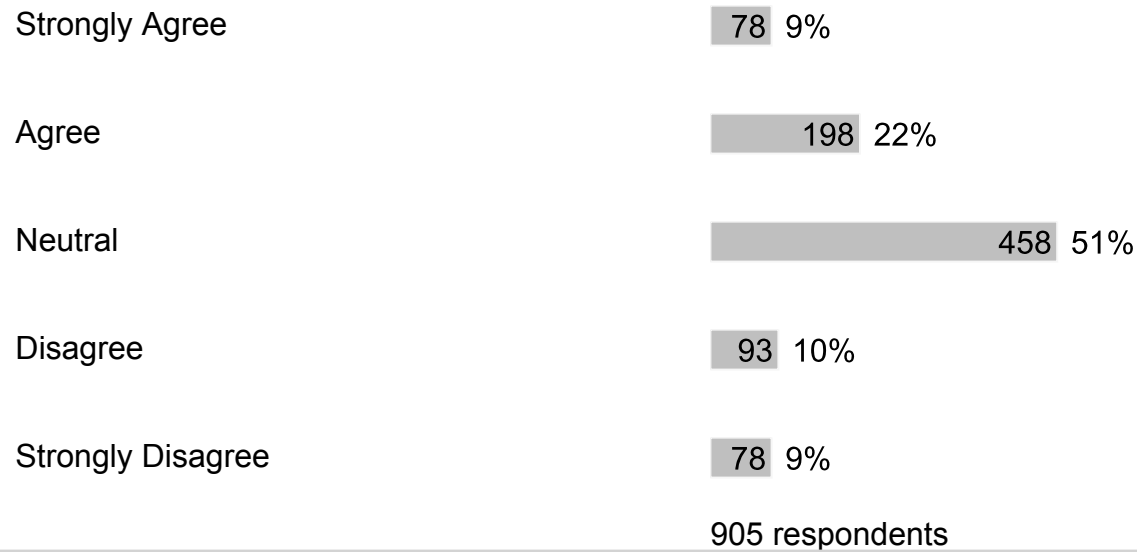
908 respondents

### 2. In my school, students treat adults with respect.

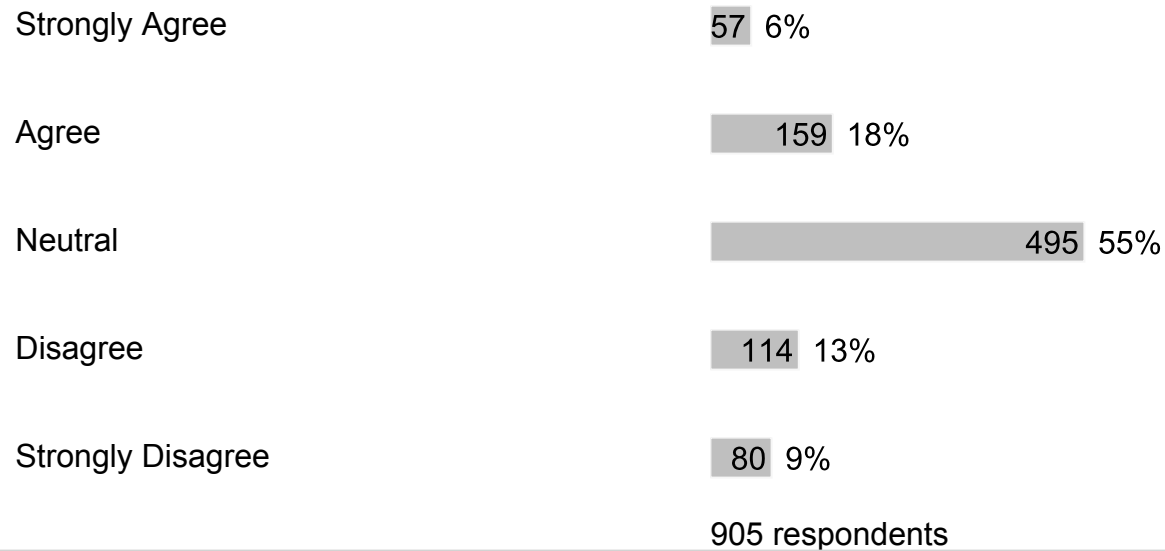
Strongly Agree	62	7%
Agree	166	18%
Neutral	469	52%
Disagree	134	15%
Strongly Disagree	74	8%

905 respondents

**3. In my school, adults treat students with respect.**

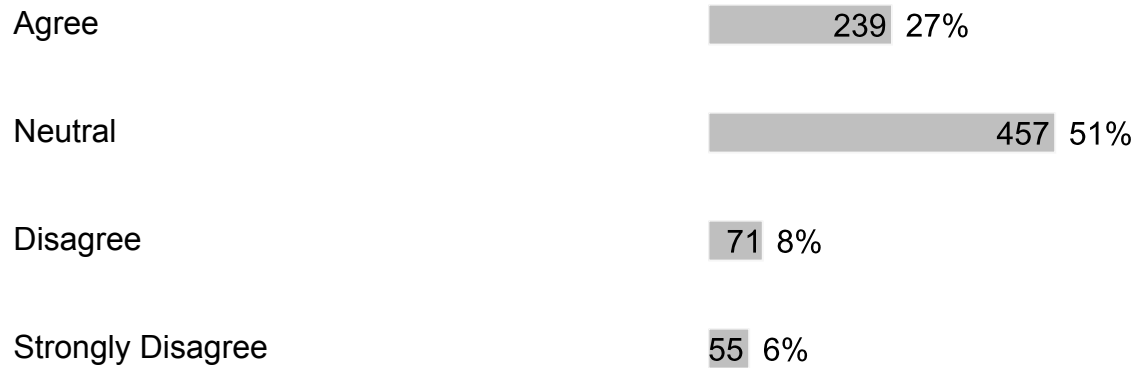


**4. In my school, students treat each other with respect.**



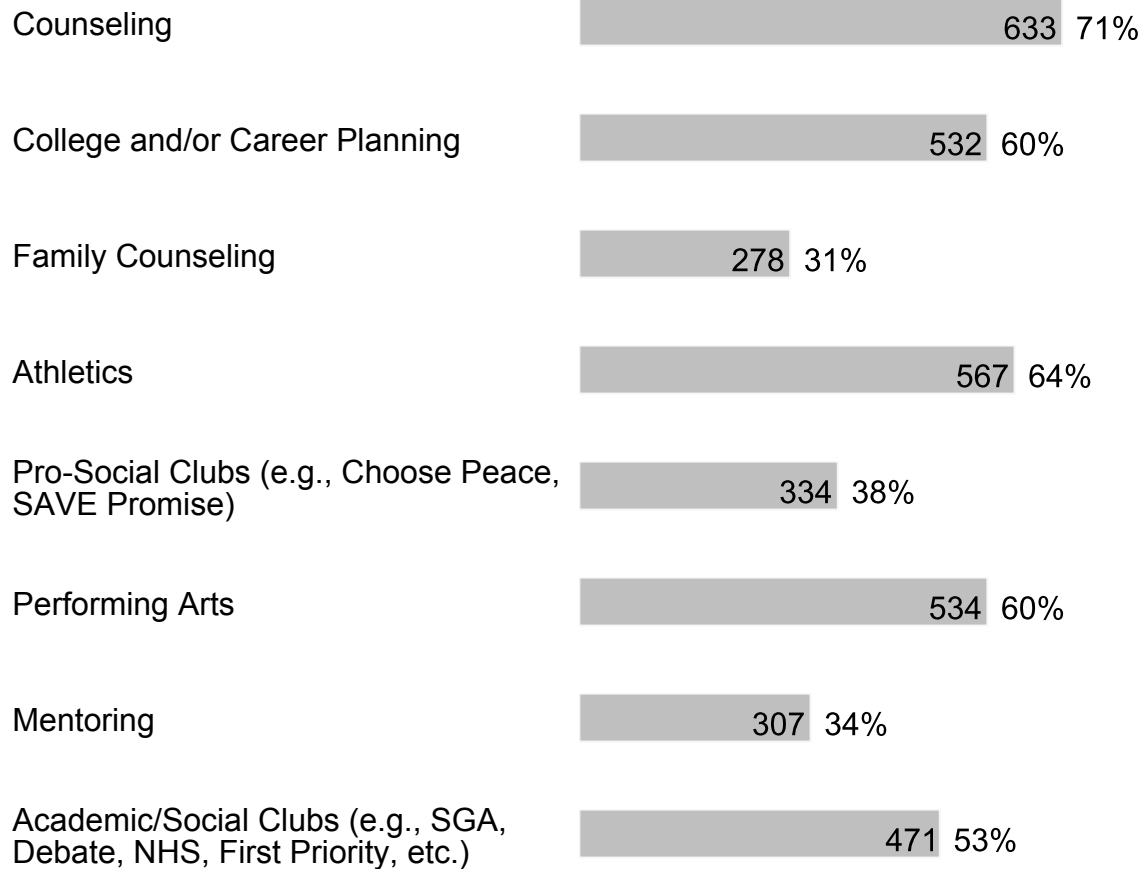
**5. My school provides me the support that I need.**

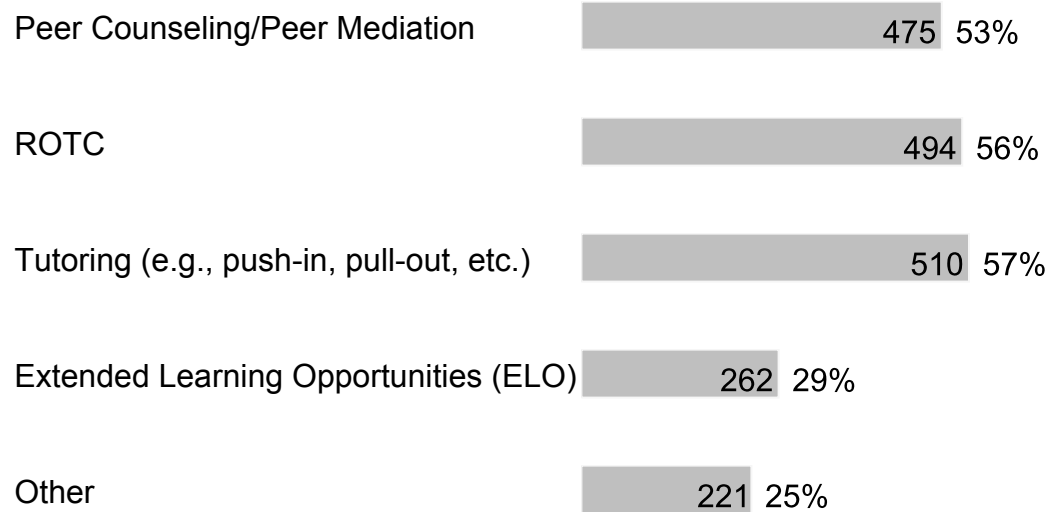




898 respondents

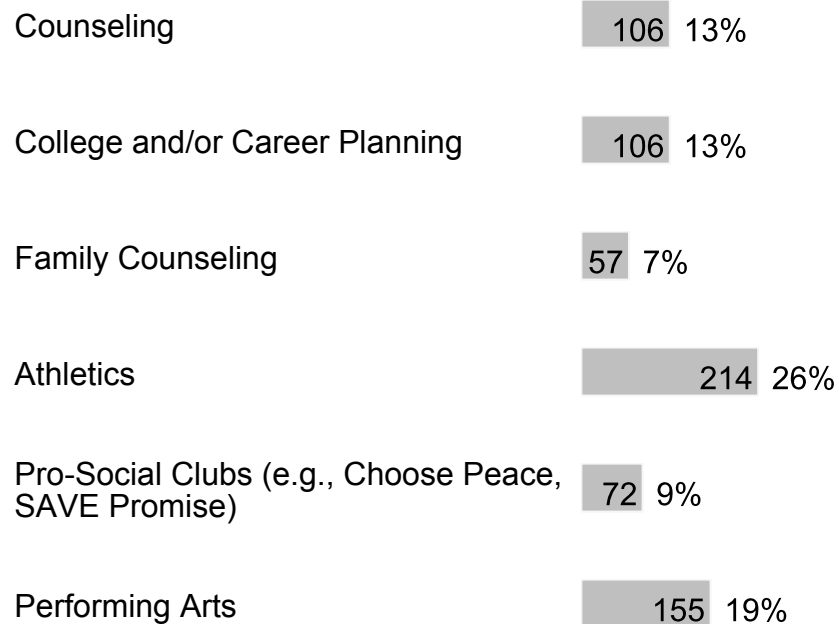
**6. At my school, the following programs/services are available (check all that apply):**

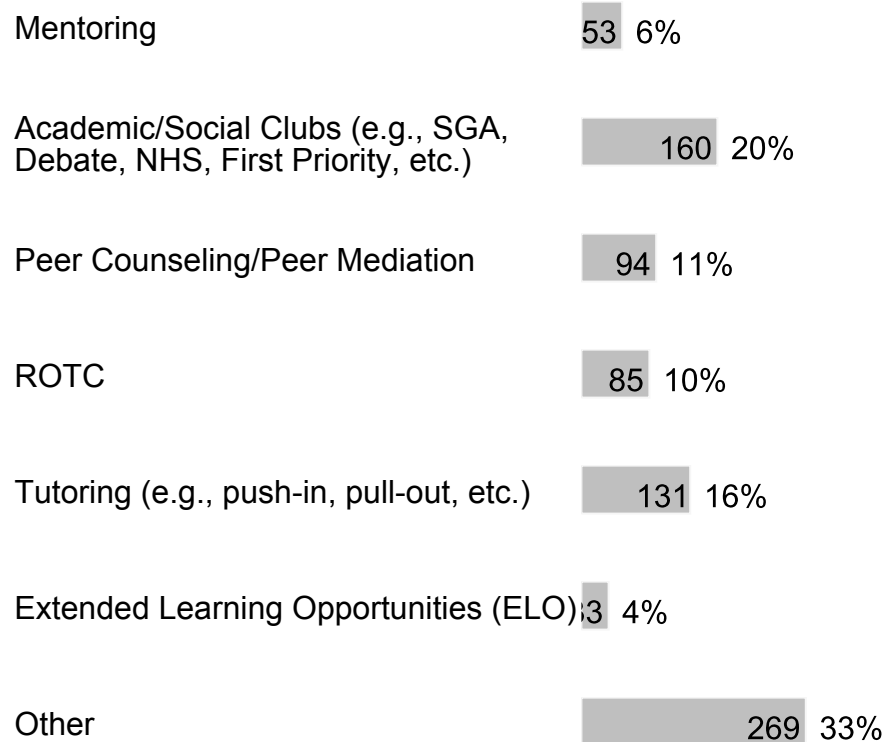




890 respondents

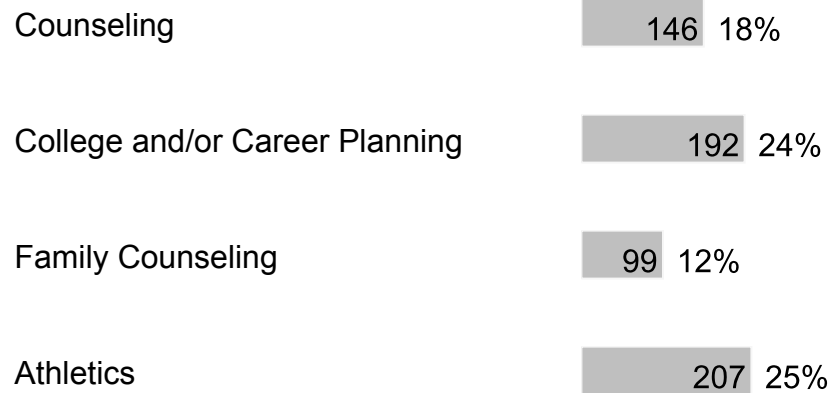
7. At my school, I participate in the following programs/services (check all that apply):





819 respondents

**8.** These are the programs/services at my school that I value most or would value if they were available at my school (check all that apply):



Pro-Social Clubs (e.g., Choose Peace, SAVE Promise)	106	13%
Performing Arts	139	17%
Mentoring	79	10%
Academic/Social Clubs (e.g., SGA, Debate, NHS, First Priority, etc.)	133	16%
Peer Counseling/Peer Mediation	111	14%
ROTC	87	11%
Tutoring (e.g., push-in, pull-out, etc.)	137	17%
Extended Learning Opportunities (ELO)	66	8%
Other	328	40%

817 respondents

**9. I am friends with other students at this school.**

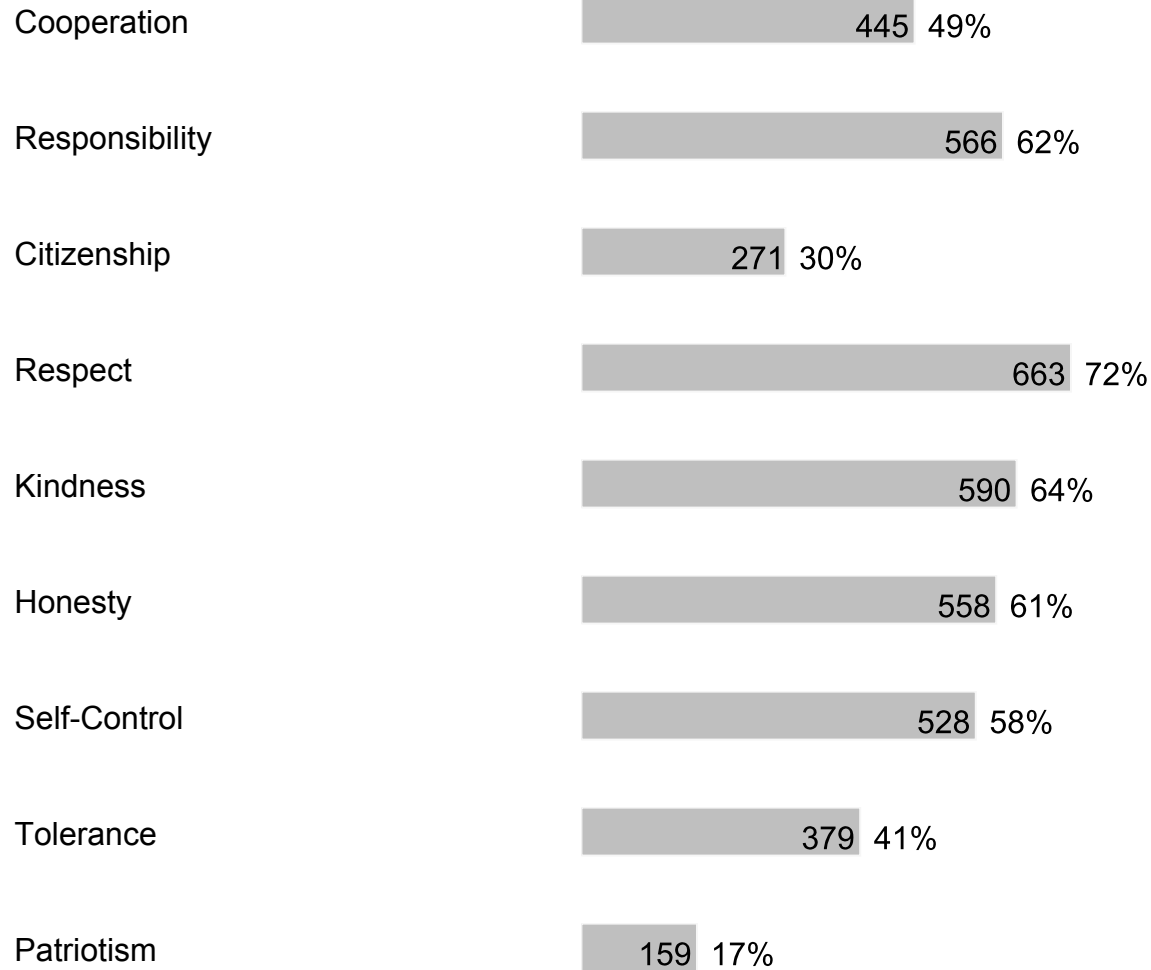
Strongly Agree	262	29%
Agree	341	37%
Neutral	259	28%

Disagree 2%

Strongly Disagree 4%

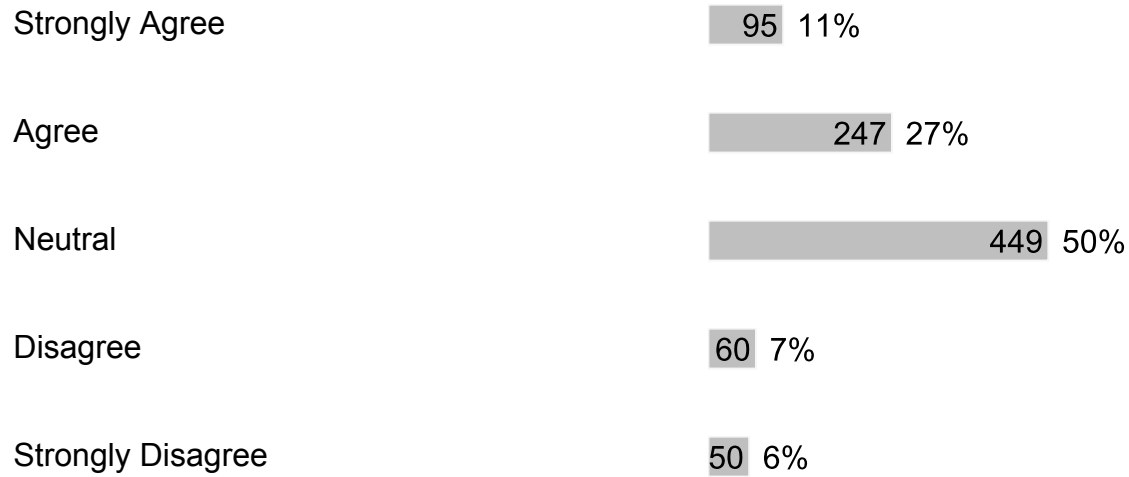
916 respondents

**10. Which character traits do you value the most in yourself and others? (check all that apply)**




916 respondents

**11. I receive acknowledgement and/or praise for my strengths or accomplishments by adults at my school.**



901 respondents

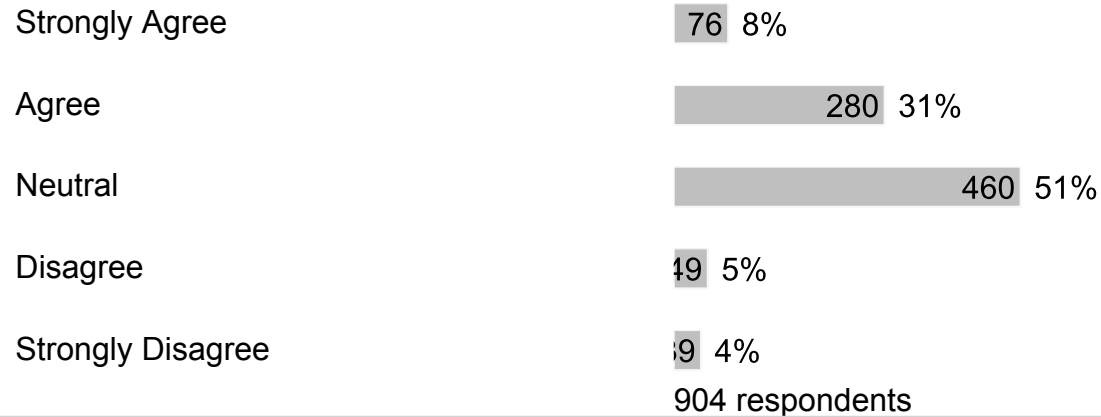
**12. I enjoy eating food prepared by the cafeteria.**



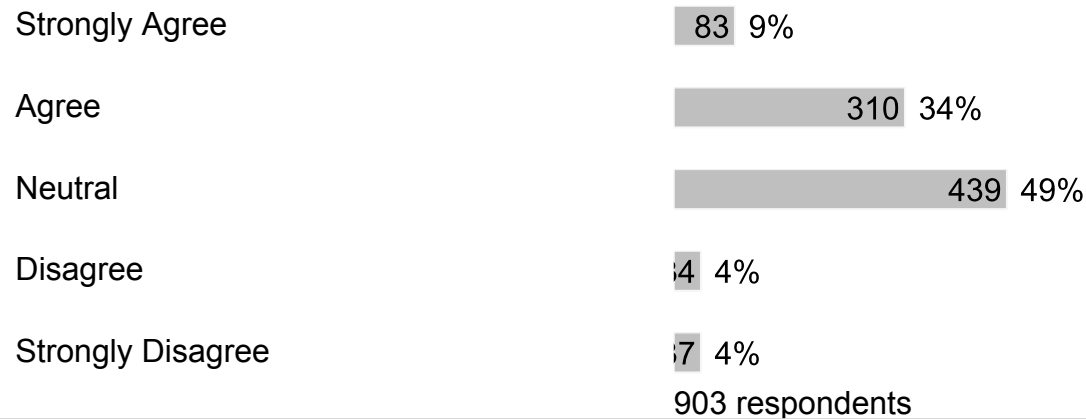
916 respondents

## G. Section 6


1. In my school, a high-quality education is offered.



2. My school provides me with challenging curriculum, uses a variety of teaching methods and learning experiences to develop the skills I need to succeed.

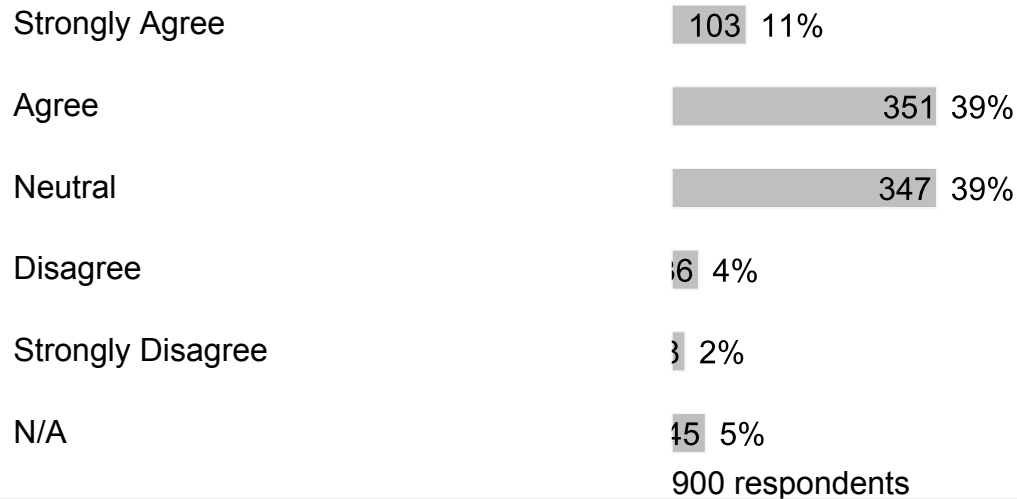


3. My school motivates me to set academic goals and learn new things.






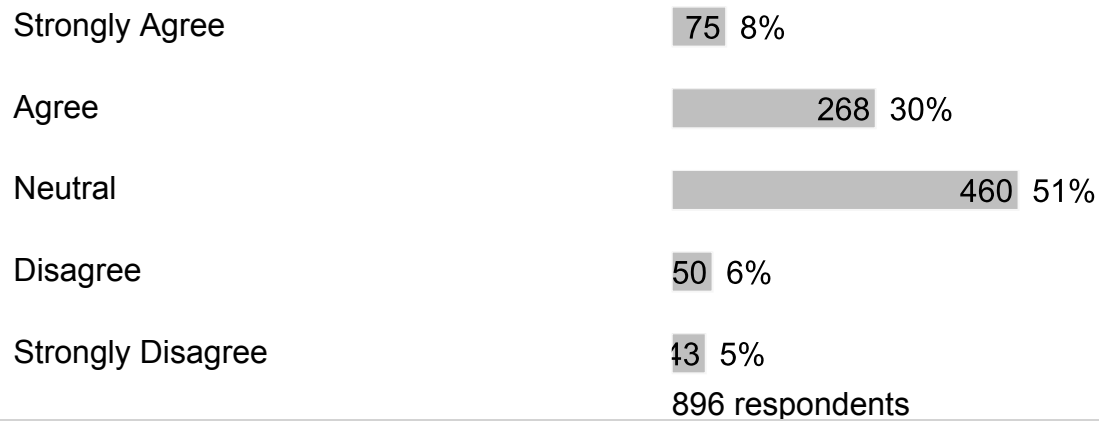
**4. My teachers use tests, projects, presentations, and portfolios to assess my understanding of what was taught.**



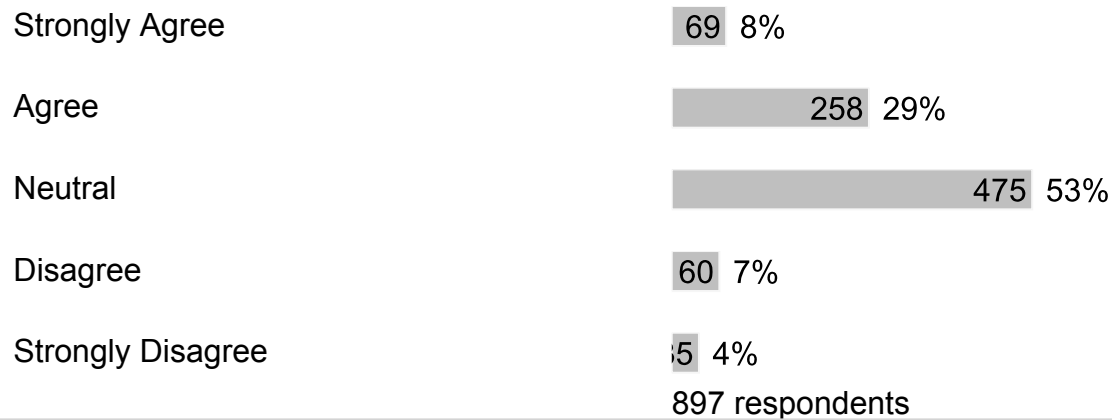
**5. My school prepares me for success in the next school year.**



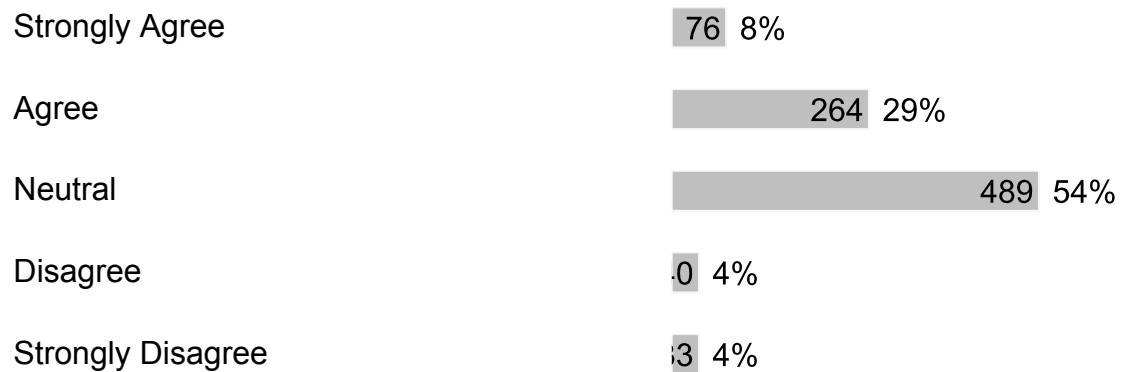
**6. Lessons and materials in our school prepare us to be effective users of media and technology.**



**7. In class, students spend considerable amounts of time actively engaged in learning (such as solving problems, discussing ideas, creating their own work, reading, writing, speaking and researching).**




**8. My teachers effectively engage students in the classroom and encourage creative thinking.**



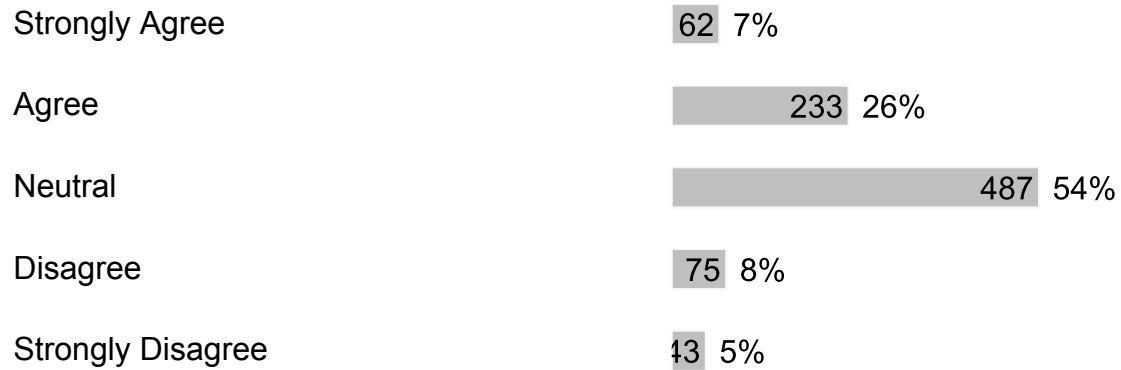
902 respondents

**9. There are few distractions during class.**




900 respondents

**10. Students are encouraged to work in groups regularly.**



900 respondents

**11. Teachers are generally fair when it comes to grading student work.**



Strongly Disagree 45 5%  
897 respondents

**12. I give class presentations or share my work with classmates.**

Strongly Agree 63 7%  
Agree 236 26%  
Neutral 483 54%  
Disagree 70 8%  
Strongly Disagree 50 6%  
902 respondents

**13. I work on assignments that challenge me and/or take more than one class period to complete.**

Strongly Agree 107 12%  
Agree 313 35%  
Neutral 426 47%  
Disagree 8 3%  
Strongly Disagree 5 3%  
899 respondents

**14. I complete meaningful homework to review what I learned in class and/or prepare for the next day's lesson.**

Strongly Agree 85 9%  
Agree 261 29%  
Neutral 471 52%

Disagree 45 5%

Strongly Disagree 0 4%

902 respondents

**15. I receive feedback about my work that helps me better understand what I'm learning.**

Strongly Agree 69 8%

Agree 260 29%

Neutral 467 52%

Disagree 59 7%

Strongly Disagree 13 5%

898 respondents

**16. I am provided opportunities to correct or improve my work.**

Strongly Agree 78 9%

Agree 278 31%

Neutral 447 50%

Disagree 53 6%

Strongly Disagree 15 5%

901 respondents

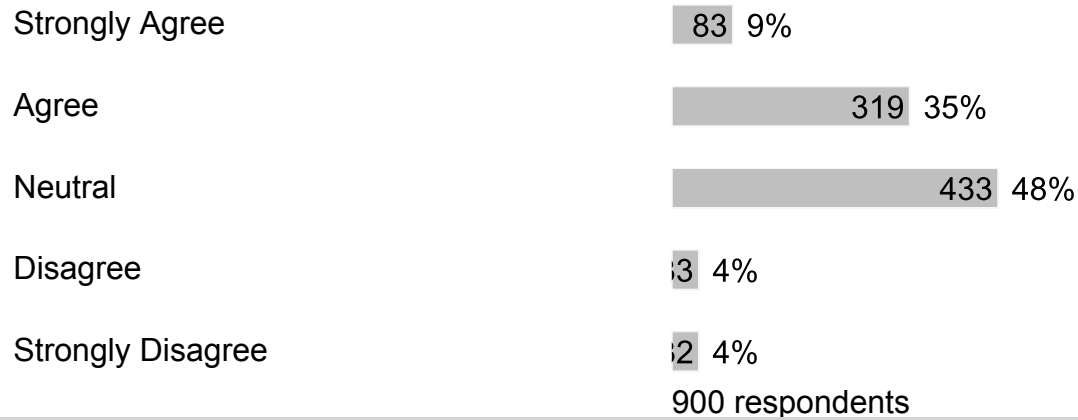
**17. I am provided opportunities to participate in class discussions and activities.**

Strongly Agree 84 9%

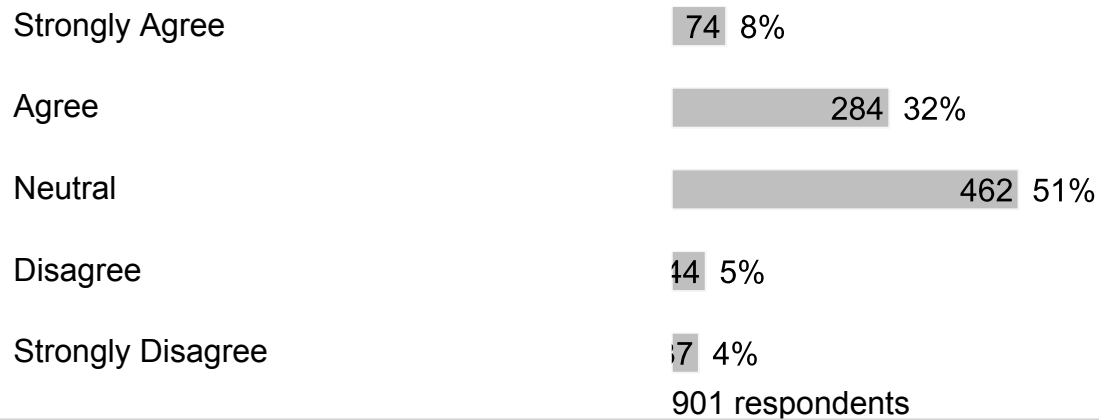
Agree 348 39%



**18. My teachers explain their expectations so I can be successful.**




**19. My teachers provide me with information about how well I am doing in school.**

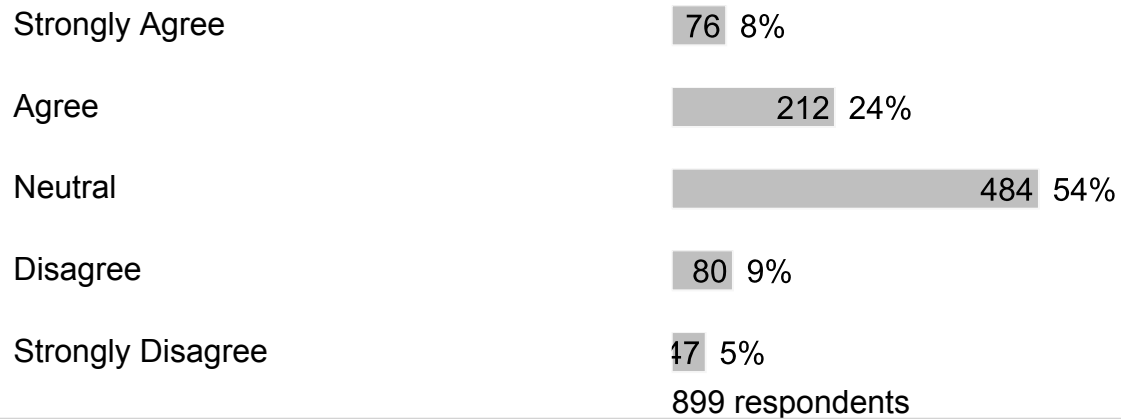


**20. Teachers regularly post information online or send home a newsletter.**






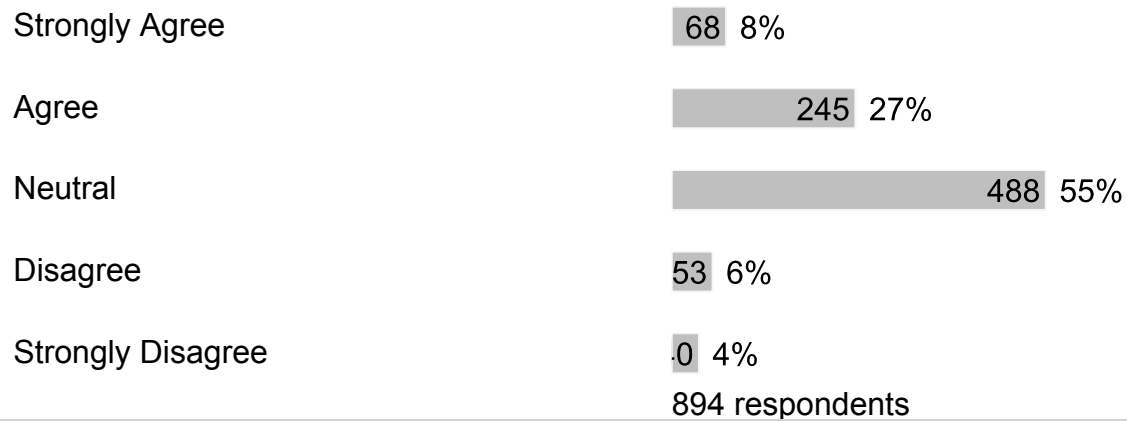
**21. My teachers keep my family informed of my academic progress.**



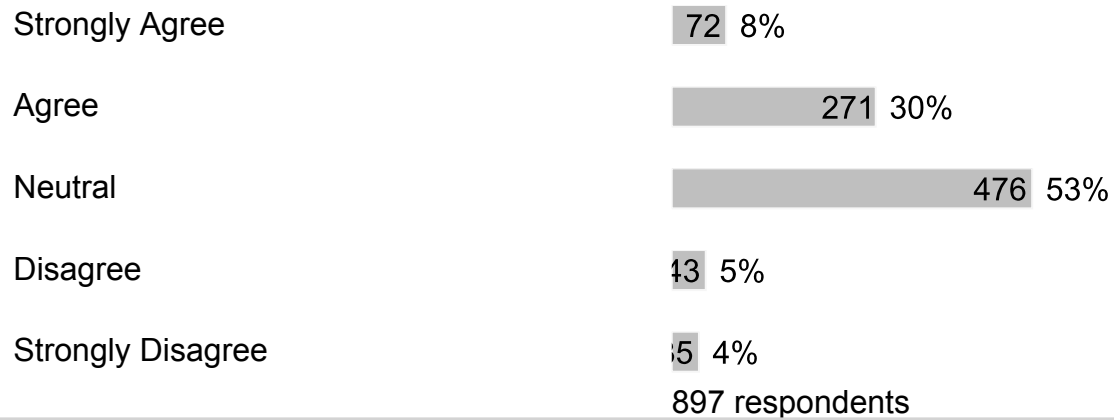
**22. My school considers students' opinions when changing rules/policies and planning ways to improve the school.**




**23. My school shares information about school success with my community.**



**24. Our school uses different ways to communicate what is happening to parents and students.**



**25. My school focuses on Customer Service (greeting with a smile and responding to questions and concerns within one business day).**



898 respondents

## H. Section 7

1. What else would you like to tell us about your school?

Free form text answers are available in the exported CSV report