



Schoolwide Positive Behavior Plan (SPBP)
Broward County Public Schools



SY 2025 – 2026

School Name:	South Plantation High School
School Number:	2351

Please refer to the SPBP Canvas Resource page to access video tutorials, guidance, and resources for completing the 2025-2026 SPBP template.

CRITICAL ELEMENT # 1: Active Team with Administrative Participation

1A. Integrated MTSS School-Leadership Team Members

Title	First and Last Name	Title	First and Last Name
1. Administrator	Errol Forbes	7. Security Specialist/ Campus Monitor	James Codey
2. Point of Contact	Carolyn Johnson	8. Social Worker	Richecarde Alexandre
3. BTU Representative	Mary Leveille	9. School Nurse	Patricia Bennett
4. Parent/Community Representative	Matthew Zealy	10. Attendance Manager	Jeanne Bender
5. Student Representative	Nicolas Mesa	11. Life Skills & Wellness Liaison	Erin Thomas
6. School Counselor	Dr. Jhanel Davis	12. Resiliency Liaison	Cindy O'Brien

*Optional Team Member(s): Family Therapist, Grade Level/Content Area Representatives, Clerical, Custodial, Food/Nutrition

1B. Schedule of quarterly team meetings.

Meeting Objectives:

1. Progress monitor the action steps indicated in Critical Element #9.
2. Collect & analyze student outcome data using the 4 Step Problem Solving Process.

Quarter	PBIS Data Meeting Dates	PBIS Data Meeting Times		Faculty and Staff Data Communication/Presentation Dates
1 st	9/4/2025	1:30P		9/8/2025
2 nd	11/4/2025	1:30P		11/6/2025
3 rd	1/6/2026	1:30P		1/8/2026
4 th	3/3/2026	1:30P		3/5/2026

CRITICAL ELEMENT # 2: Faculty & Stakeholder Commitment

2. Team communication/presentation of new SPBP to staff and stakeholders

Action Steps:	Dates
Present the 2025-26 SPBP to staff (<i>prior to April 30, 2025</i>)	4/22/2025
Hold a <i>faculty</i> vote on the new SPBP (<i>prior to April 30, 2025</i>)	4/28/2025
Provide training to faculty and staff (<i>prior to September 30, 2025</i>)	8/5/2025
Present the 2025-26 SPBP to family and community stakeholders (<i>prior to September 30, 2025</i>)	8/25/2025

CRITICAL ELEMENT # 3: Data Collection and Analysis

3A. Core Effectiveness: Use current 2024-2025 school year behavior data as listed in Focus.

- (a) Review your referral data YTD in Focus – Discipline Reports – *Students with Referrals*.
- (b) Complete the yellow highlighted cells.
- (c) Auto-calculate the “% of Total Population” by clicking on each “!Zero Divide” in the cells and pressing “Fn + F9”.
- (d) Determine if the core is effective in all three areas.

TOTAL Population:	2228	% of Total Population	Core Effectiveness	
# Referrals:	# of Students:			
I. 0 - 1 referrals		94%	Are your 0 – 1 referral > 80%?	<input checked="" type="checkbox"/> Yes <input type="checkbox"/> No
II. 2 - 5 referrals (at risk students)	111	5%	Are your 2 - 5 referrals <15%?	<input checked="" type="checkbox"/> Yes <input type="checkbox"/> No
III. > 5 referrals (high-risk students)	12	1%	Are your >5 referrals <5%?	<input checked="" type="checkbox"/> Yes <input type="checkbox"/> No

3B. Core Effectiveness Action Steps:

If you answered “Yes” to I, II, and III above, then your core is effective. Based upon table 8A, is your core effective?	<input checked="" type="checkbox"/> Yes <input type="checkbox"/> No
<p>Answer either (a) or (b):</p> <p>(a) If your core is effective, then identify action steps your school leadership team should continue to take for early identification of at risk or high-risk students.</p> <p>(b) If you answered “No” to at least one of the items above (I, II, or III) then indicate the supports and interventions and action steps your school leadership team will implement <i>at the beginning</i> of the next school year to improve core strength:</p> <p>Core Effectiveness Action Steps: <i>(3-4 detailed steps)</i></p> <ol style="list-style-type: none"> 1. Continue to make students and parents a part of the discipline process. 2. Stakeholders will continue to meet monthly with the administrative team and speak about positive interactions within the community and in school. 3. Continue to build on the positive implementation of the school’s positive behavior plan while aiding in lowering student discipline and behavior. 4. To assist with implementation, school-wide expectations will be posted throughout school where students can be reference them. 	

3C. Disproportionality is often measured with the relative risk statistic calculation (Relative Risk Ratio = RRR), a measure that indicates the probability of a certain event (e.g., referrals) for one subgroup when compared to all other subgroups.

Relative Risk Ratio calculations are coming soon with the Focus Data System migration.

3D. Disproportionality Action Steps:

What activities/initiatives/programs will your school leadership team implement to prevent disproportionate discipline outcomes within sub group populations (race, SWD, ELL)?	
<p>Disproportionality Action Steps: <i>(3-4 detailed steps)</i></p> <ol style="list-style-type: none"> 1. Identify the students of disproportionality and utilize organizations such as Latino’s in Actions and Mentoring Tomorrow’s Leaders 2. Utilize positive activities, rewards, and reinforcement. 3. Work with school counseling, peer counseling, SGA, BSU, LIA teachers to build a positive culturally aware staff sensitive to the diverse needs of students. 	

CRITICAL ELEMENT # 4: Schoolwide Expectations & Location-based Rules

- 4A.** Top five behavior incidents: **Use current 2024-2025 school year behavior data** as listed in Focus.
- (a) Review your referral data YTD in Focus – Discipline – Category Breakdown – *Highest Discipline Code*.
 - (b) Complete the chart by identifying the top five behavior incidents and the number of incidents for each type.
 - (c) Complete the yellow highlighted cells.
 - (d) Auto-calculate the total # of referrals by clicking on “0” and pressing “Fn + F9” together.

Top 5 Behavior Incidents Current Year 2024-2025	# Incidents
1. Class Cut/Skipping	185
2. Disobedience/Insubordination	94
3. Out of Assigned Area	47
4. Tobacco Pos/Use/Sale Bap Device	47
5. Cell Phone Violation	33
TOTAL	406

- 4B.** School-wide expectations are 3 – 5 positive characteristics (*not behaviors*) that counteract the top school-wide misbehaviors in section 3A. ALL people on campus are expected to model these expectations.

Schoolwide Expectations
1. Be Responsible
2. Be Prepared
3. Be Safe

- 4C.** Top three school-wide locations: **Use current 2024-2025 school year behavior data** as listed in Focus.
- (a) Review your referral data YTD in Focus – Discipline – Category Breakdown – *Location*.
 - (b) Complete the chart by identifying the top three schoolwide locations, excluding classroom and the number of incidents for each location.

Top 3 Locations, excluding Classroom:	
School Location(s)	# Incidents
1. Hallway	154
2. Restroom	71
3. School Grounds	68

4D. Expectations and Rules Chart for common areas of school campus:
 This chart is posted in all classrooms and used to teach students during behavior lessons.

Schoolwide Expectations and Location-based Rules				Completed by each teacher:
Schoolwide EXPECTATIONS	Hallway Rules	Cafeteria Rules	Bus Rules	Classroom Rules
Be safe and remain in the allowed areas at all times.	Have your ID badge visible at all times Click here to type hallway rules.	Clean your eating space and pick up trash around your area Click here to type cafeteria rules.	Remain seated while the bus is in transit Click here to type location rules.	
Be responsible, present, prepared, and on time.	Have a pass when you are not with your class Click here to type hallway rules.	Clean your eating space and pick up trash around your area Click here to type cafeteria rules.	Ride your designated bus Click here to type location rules.	
Be respectful to yourself, others, and the school.	Keep hands and feet to yourself Click here to type hallway rules.	Follow all directions given by the cafe monitors/adults Click here to type cafeteria rules.	Keep your belongings secured in your assigned locker/area Click here to type location rules.	

CRITICAL ELEMENT #5: Teaching Behavior

5A. At least one lesson plan for **each** schoolwide expectation above is distributed to instructional staff during pre-planning week and are maintained in the SPBP Binder.

Dates when the schoolwide expectations lesson plans are taught by instructional staff and noted in lesson plans:			
	Date(s)	Time:	Location(s):
Start of School Year	8/11/2025	8:30AM	Classroom
After Winter Break	1/6/2026	8:30AM	Classroom
After Spring Break	3/23/2026	8:30AM	Classroom

5B. At least one Rules Lesson Plan for **each** common location is distributed to instructional staff during pre-planning. This is aligned to the **Schoolwide Expectation/Location-based Rules** chart in section 4D. Location-based rules should be taught and reinforced in the context of the location in the beginning of the year, after long breaks, and throughout the year as necessary.

Dates when the rules lesson plans for common locations are taught by instructional staff and noted in lesson plans:			
Common Location	Hallway Rules	Cafeteria Rules	Select location
Lesson Plan Dates			
Start of School Year	8/11/2025	8/11/2025	8/11/2025
After Winter Break	1/6/2026	1/6/2026	1/6/2026
After Spring Break	3/23/2026	3/23/2026	3/23/2026

5C. Prevention programs and other schoolwide student support initiatives can be used to proactively teach positive behavior and prosocial skills. Use this chart to plan for how you will use District supported programs and initiatives to promote positive behavior on campus.


Program/Initiative	Plan Details			
	When will it be taught?	Who will teach it?	How will it be implemented? <i>2-3 sentences</i>	How will it be monitored for effectiveness?
<p>Choose Peace/Stop Violence</p> <p>Choose Peace Posters</p>	September 2026	Equity and Prevention Liaison/Student Government	Have students create posters about peace and have them research the impact. This will take place during lunch and select classes.	Posters that are created will be posted around school.
<p>Mental Health Awareness: Help is Here</p> <p>Spirit Week</p>	May 12 th -16 th	School Counselors	School-wide spirit week to bring awareness to mental health. Students will take part in planned activities during class and lunch period highlighting mental health initiatives.	Daily wellness check and student conversation.

CRITICAL ELEMENT # 6: Recognition Programs

6A. The schoolwide recognition system focuses on reinforcing schoolwide expectations OR a specific location where referrals often occur. The recognition should be used to encourage, acknowledge, and reinforce students to exhibit positive behaviors.

Identified Schoolwide Expectation OR Specific Location: [Click here to enter Expectation OR Location](#)

4 Step Problem Solving Process	Plan Details
<p>1. Problem Identification: Review your behavior data to identify one school-wide problem. What problem did you identify? <i>(use numerical data)</i></p>	<p>Data used: 185 referrals were given based on Class Cutting</p> <p>Problem Identification Statement: 27% of school-wide referrals are from students violating class cutting policy.</p>
<p>2. Problem Analysis: Why do you think this problem is occurring? What is your goal? <i>(create a SMART goal statement with numerical data)</i></p>	<p>Hypothesis: <i>Why do you think this problem is occurring?</i> Students are cutting class. Students may also feel that they can sit in another teacher’s class without permission. Many teachers are not communicating with each other on whether they can either hold a student or allow them to attend their class.</p> <p>SMART Goal Statement: With the implementation of a reward system and positive visual expectations, students will have a clear understanding of where they need to be at all times. Additionally, teachers will have guidelines detailing what they need to do in the event they need to hold on to a student. Security will also conduct bathroom checks to ensure students are not hiding out. With this implementation, skipping will reduced by 3% overall by the end of 2026 school year, compared to the previous year’s data.</p>
<p>3. Intervention Design: Describe how you will implement a positive reward program/system to decrease this problem.</p>	<p>Type of Program/System: Lottery</p> <p>Description of Program/System: Paladins to Greatness Incentive Teachers will create Paladins Achieving Greatness Referrals for students who have exhibited positive behavior traits bi-weekly. Administration will randomly choose a student per grade level each month and awarded a Positive Behavior Referral. Each student will receive prizes and be recognized on the announcements.</p>
<p>4. Evaluation: A. Implementation fidelity</p>	<p>How will you monitor the fidelity (consistency and effectiveness) of the staff’s implementation of the reward program/system? (2-3 sentences) Grade Level Teams (Assistant Principals and School Counselors) will use BASIS to monitor disciplinary infractions and tardiness monthly. Administration will monitor rewards programs to ensure that students are receiving incentives accordingly.</p>
<p>B. Student outcome monitoring <i>(use numerical data)</i></p>	<p>How will you know if the reward program/system is positively impacting students? What measurable data will you use to determine “success”? (2-3 sentences) Monitoring the number of student infractions on BASIS will be the measurable success in our reward system. If the rewards system is positively impacting students, there will be fewer students caught in the hallway and an increase of names will be read on the announcements. Student achievement certificates will be handed out at a greater rate.</p> <p>The SPBP team will monitor the number of skipping infractions as it will be recorded in Basis. Teachers will also continue to monitor their student within their classes. The goal is to see a reduction in dress code referrals by 3%.</p>

6B. *Character Education* is an educational and award program utilized to teach and recognize students who display positive character traits each month. Please refer to the BCPS website for lesson plans, videos and additional resources to support this recognition program at your school. 

Monthly Character Traits	Plan Details
	How will you recognize <i>Kids of Character</i> each month? (2-3 sentences)

1. September: Cooperation
2. October: Responsibility
3. November: Citizenship
4. December: Kindness
5. January: Respect
6. February: Honesty
7. March: Self-Control
8. April: Tolerance

Every month, the school's equity liaison will email faculty and staff with who they feel represents the Kids of Character trait of the month. 2 students per grade level each month will be awarded and recognized.

CRITICAL ELEMENT #7: Effective Discipline Procedures

You can choose to use the flow chart below or create your own. This flow chart is posted in all classrooms and used to teach students during behavior lessons.



Utilize Tier 1 PBIS strategies to prevent misbehaviors.

- Tier 1 Strategies include, but are not limited to:
- Effective classroom structure
 - Pre-correction
 - Preferential seating/seat change
 - Remove distractions
 - Personal schedule/organization
 - Reteach expectations and rules
 - Redirection
 - Prompts, cues, and reminders
 - Think time/cool down area
 - Consistent reward system
 - Modify academic assignments
 - Provide choices

If you observe misbehavior, intervene.

Is it a Staff Managed or Office Managed Misbehavior?

Redirect/prompt (verbal or gestural)
Review class rules/teach expected behavior

Did the behavior improve?

Positively reinforce change in behavior

Apply minor consequence(s):
Private student conference
Discussion
Proximity control
Encouragement
Gentle verbal reprimand

Did the behavior improve?

Positively reinforce change in behavior

Apply moderate consequence(s):
Positive Practice
Time Out/Owed
Loss of privilege
Family contact

Staff Managed Misbehaviors	Office Managed Misbehaviors
Note: The behaviors provided are examples, not an exhausted list of misbehaviors.	
Inappropriate language <ul style="list-style-type: none"> • name calling • use of profanity 	Inappropriate language <ul style="list-style-type: none"> • racial slurs or taunting • profanity directed at a staff member
Disrespect <ul style="list-style-type: none"> • talking back • physical gestures 	Harassment <ul style="list-style-type: none"> • bullying • threat or intimidation
Defiance <ul style="list-style-type: none"> • work refusal • head down on desk/sleeping • not following directions 	Defiance <ul style="list-style-type: none"> • leaving classroom, assigned area, or school grounds without permission • forgery/plagiarism
Disruptive <ul style="list-style-type: none"> • tattling/false information • talking out of turn • calling out distracting others 	Disruptive <ul style="list-style-type: none"> • inciting others to disrupt teacher • chronic classroom disruption: more than 3 times within 30 minutes
Physical Contact <ul style="list-style-type: none"> • touching others, pushing/shoving (no injuries) • mutual horseplay 	Physical Contact <ul style="list-style-type: none"> • touching others (hitting, kicking, biting) with intent to do harm • petty theft
Violation of classroom or location-specific rules	Violation of the Code of Student Conduct

Staff:
Submit an office discipline referral (ODR) using report style writing (non-judgmental, observable, and measurable language)

Administrator:
Review, investigate and apply consequence according to policy
Contact family to communicate incident and consequence
Follow up with teacher/feedback/support




Crisis Events:
In need of immediate assistance
Potentially unsafe environment
Suspicion of criminal behavior
Contact front office/administration immediately

CRITICAL ELEMENT # 8: Classroom Management Systems

8A. Evidence-based Tier 1 classroom management system:

Which evidence-based system(s) are you using?	Provide 3-4 measurable and observable action steps the team will take to help educators improve their classroom management system. <i>(3-4 detailed steps)</i>
<input checked="" type="checkbox"/> CHAMPS <input type="checkbox"/> Positive Behavior Interventions and Supports and the Classroom https://fl-pda.org/#/category/26 <input type="checkbox"/> Other: Click here to enter name of system.	1. New teachers will take the CHAMPS classroom management training. 2. CHAMPS classroom management training will be offered to all instructional teachers infused with cultural response training. 3. Quarterly, teachers with excessive referrals and be identified and support will be provided.

8B. The administration reviews and analyzes the fidelity of staff implementation of Tier 1 classroom management systems **across teachers** using:

<input type="checkbox"/> CHAMPS 7 Up Checklist 
<input checked="" type="checkbox"/> Classroom Snapshot (Classroom Management Assessment) 
<input type="checkbox"/> PBIS Classroom Assistance Tool (CAT) 
<input type="checkbox"/> Other (<i>specify</i>):

8C. Percentage of classroom referrals: **Use current 2024-2025 school year behavior data** as listed in Focus.

(a) Review your classroom data YTD in Focus – Discipline – Category Breakdown – Location.

(b) Complete the yellow highlighted cells.

(c) Auto-calculate the % of referrals in the classroom by clicking on “!Zero Divide” in the next cell and pressing “Fn + F9” together.

Total number of discipline referrals from classrooms :	327
Total number of <i>other school-wide</i> discipline referrals (not including classrooms):	368
% of referrals in the classroom:	47%
Do more than 40% of your referrals come from the classroom?	<input checked="" type="checkbox"/> Yes <input type="checkbox"/> No

If >40% of discipline referrals come from the classroom, it suggests Tier 1 classroom management implementation may need to be strengthened school wide.

Critical Elements # 9: SPBP Implementation Planning

RED Font = Action Steps for all schools in Broward County

GREY Font = Best Practices for all schools in Broward County

TEAL Font = Resources available at <https://browardschools.instructure.com/enroll/PWF673>

Implementation Action Plan	
Month	Action Steps
	<input checked="" type="checkbox"/> check off Action Step when completed
Current	<ul style="list-style-type: none"> <input type="checkbox"/> Create an SPBP binder or portfolio to retain (for 2 years) hard copies of: your SPBPs, Action Plans, staff PBIS professional development attendance, stakeholder training attendance, quarterly meeting agendas, quarterly staff behavior presentations, voting attendance and outcome, Expectations lesson plans and Rules lesson plans
Pre-Planning	<ul style="list-style-type: none"> <input type="checkbox"/> Print up your SPBP and Feedback form BCPS Central <input type="checkbox"/> Provide SPBP presentation to all staff during Pre-Planning <input type="checkbox"/> Disseminate the current SPBP (hard copy or electronically) to all staff and stakeholders <input type="checkbox"/> Market and post School-wide Expectations and Location-specific Rules <input type="checkbox"/> Identify your district PBIS Specialist <input type="checkbox"/> (Contact amber.jennings@browardschools.com for more information if you are unsure) <input type="checkbox"/> Ensure schedule of quarterly meeting dates for entire year as indicated in the SPBP (indicated in yellow)
August 1 st Quarter Team Meeting	<ul style="list-style-type: none"> <input type="checkbox"/> Determine any needed team training, such as: 4 Step Problem Solving Process series, PBIS 10 Critical Elements, Data Collection, etc. <input type="checkbox"/> Review previous year's SPBP and feedback form; make necessary modifications <input type="checkbox"/> Review previous year's data (Use Tier 1 Agenda and Quarter Big 5 Data template on PBIS Canvas page) <input type="checkbox"/> Verify and implement teaching schedule for Expectations and Rules behavior lesson plans <input type="checkbox"/> Implement the Reward System for all students as indicated in the SPBP <input type="checkbox"/> Ensure the Discipline Flow Chart is distributed to all staff and is being used as written <input type="checkbox"/> Present implementation data, behavior data, team activities and SPBP progress to entire staff <input type="checkbox"/> Ensure all teachers are using an evidence-based classroom management plan, such as CHAMPS <input type="checkbox"/> Confirm next quarterly PBIS team meeting date and time
September	<ul style="list-style-type: none"> <input type="checkbox"/> Provide SPBP stakeholder presentation by September 30th <input type="checkbox"/> Ensure instructional staff know how to document Tier 1 Supplemental Strategies for behavior <input type="checkbox"/> Check for staff and teacher understanding of PBIS - provide "PBIS 101" training as a resource Brainshark available at: http://www.brainshark.com/browardschools/PBIS101
October 2 nd Quarter Team Meeting	<ul style="list-style-type: none"> <input type="checkbox"/> Review previous quarter's data. (Use Tier 1 Agenda and Quarter Big 5 Data template on PBIS Canvas page) <input type="checkbox"/> Present implementation data, behavior data, team activities, and SPBP progress to entire staff <input type="checkbox"/> Ensure Core Effectiveness Action Steps are being implemented as written <input type="checkbox"/> Complete Quarterly Big 5 Data Template and submit to your PBIS Administrator <input type="checkbox"/> Confirm next quarterly PBIS team meeting date and time
November	<ul style="list-style-type: none"> <input type="checkbox"/> Review/revise lesson plans as indicated by previous quarter behavior data <input type="checkbox"/> Ensure that the Student Outcome Monitoring Action Steps are being implemented as written
January 3 rd Quarter Team Meeting	<ul style="list-style-type: none"> <input type="checkbox"/> Staff to re-teach Expectations and Rules after winter break <input type="checkbox"/> Review previous quarter's data. (Use Tier 1 Agenda and Quarter Big 5 Data template on PBIS Canvas page) <input type="checkbox"/> Present implementation data, behavior data, team activities, and SPBP progress to entire staff <input type="checkbox"/> Complete Quarterly Big 5 Data Template and submit to your PBIS Administrator <input type="checkbox"/> Confirm next quarterly PBIS team meeting date and time
February	<ul style="list-style-type: none"> <input type="checkbox"/> Check on recently hired staff for PBIS understanding - provide "PBIS 101" Brainshark resource <input type="checkbox"/> Utilize the Stakeholder SPBP Forms Survey to solicit input for planning next year's SPBP (optional)
March 4 th Quarter Team Meeting	<ul style="list-style-type: none"> <input type="checkbox"/> Ensure progress towards completion and submission of next year's SPBP <input type="checkbox"/> Staff to re-teach Expectations and Rules after spring break <input type="checkbox"/> Review previous quarter's data. (Use Tier 1 Agenda and Quarter Big 5 Data template on PBIS Canvas page) <input type="checkbox"/> Present implementation data, behavior data, team activities, and SPBP progress to entire staff <input type="checkbox"/> Complete Quarterly Big 5 Data Template and submit to your PBIS Administrator
April	<ul style="list-style-type: none"> <input type="checkbox"/> Provide staff presentation and faculty vote on new SPBP for next year <input type="checkbox"/> Submit your SPBP in BCPS Central by April 30th. Use this new SPBP in the next school year <input type="checkbox"/> Continue implementing your current SPBP through the end of the current school year

CRITICAL ELEMENT # 10: Evaluation

10A. Staff Implementation of the Schoolwide Positive Behavior Plan: review goals, evaluate implementation, and create 2 action steps to review in quarterly PBIS meetings.

“Are staff implementing the SPBP with fidelity? If not, how will you address this area?”

STAFF Implementation Monitoring		
Staff Implementation Goal	Quarterly Team Review: Implemented with fidelity?	If you answered No , enter 2 action steps your school will take to move towards this goal by the next PBIS meeting.
100% of hallways, front office, cafeteria, and other public areas all have school-wide expectations and location-specific rules posted.	<input checked="" type="checkbox"/> Yes <input type="checkbox"/> No	By Click here to enter a date, 1. 2.
100% of instructional staff has delivered expectations and rules lesson plans as written and when indicated.	<input checked="" type="checkbox"/> Yes <input type="checkbox"/> No	By Click here to enter a date, 1. 2.
100% of staff members are oriented to the Discipline Flow Chart. It is used consistently by 100% instructional staff, behavioral support, and administrators.	<input checked="" type="checkbox"/> Yes <input type="checkbox"/> No	By Click here to enter a date, 1. 2.
A recognition system is implemented by 100% staff for <i>all</i> students.	<input type="checkbox"/> Yes <input checked="" type="checkbox"/> No	By 5/29/2026, 1. Instructional staff will notify students and consistently monitor student behavior. 2. Continue to educate teachers on the importance of recognizing and supporting students of whom are meeting the behavioral goal.


10B. The SPBP is successful in positively impacting **students**: review behavior data and create a SMART goal. Evaluate implementation and create action steps to review in quarterly PBIS meeting.

“If staff are implementing the SPBP consistently and effectively, is it positively impacting students? How will you know?”

SMART Criteria:

S	Specific	Concrete, detailed, focused, and well defined. Results-focused and action-orientated.
M	Measurable	The measurement sources (data) are defined numerically in order to track progress towards the objective.
A	Attainable	Objectives are achievable in the near future to maintain motivation.
R	Realistic	Staff have the resources to achieve the objective- time, personnel, materials, etc.
T	Time-bound	Agreed-on time frames create the necessary urgency and prompt action.

STUDENT Outcome Monitoring		
Student Outcome Data	Complete the SMART goal to determine “successful” student outcomes <i>(use numerical data)</i>	List 2 action steps your team will take to ensure this goal is monitored and meets or exceeds the SMART goal.
Select an item <i>Choose one ODR area of focus</i>	By June 3, 2026, student tardiness will decrease by 3% as measured by Office Discipline Referrals (ODRs) in Focus.	1. Teachers and the administrative team will teach tardy policy and school-wide expectations in class discussion and behavior assemblies. 2. Data will be monitored by the SPBP team monthly and be reported to faculty and staff

SPBP Submission
<ol style="list-style-type: none"> Upload completed SPBP (as PDF) into BCPS Central in the School Improvement Plan.  Complete PBIS Point of Contact form. 