



**Schoolwide Positive Behavior Plan (SPBP)**  
Broward County Public Schools



**SY 2025 – 2026**

<b>School Name:</b>	Atlantic Technical College and High School
<b>School Number:</b>	2221

Please refer to the SPBP Canvas Resource page to access video tutorials, guidance, and resources for completing the 2025-2026 SPBP template.

**CRITICAL ELEMENT # 1: Active Team with Administrative Participation**

**1A. Integrated MTSS School-Leadership Team Members**

Title	First and Last Name	Title	First and Last Name
1. Administrator	Vicky LaPorte	7. Security Specialist/ Campus Monitor	Charmaine Lawrence
2. Point of Contact	Monique Litthcut	8. Social Worker	Kim Fort
3. BTU Representative	Hallema Collier	9. School Nurse	Marrie Paris
4. Parent/Community Representative	Tammy Triolo	10. Attendance Manager	Tijuana Rolle
5. Student Representative	Laura Marcondes	11. Life Skills & Wellness Liaison	Miladys Puddie
6. School Counselor	Miladys Puddie	12. Resiliency Liaison	Cathy Castelli

\*Optional Team Member(s): Family Therapist, Grade Level/Content Area Representatives, Clerical, Custodial, Food/Nutrition

**1B. Schedule of quarterly team meetings.**

Meeting Objectives:

1. Progress monitor the action steps indicated in Critical Element #9.
2. Collect & analyze student outcome data using the 4 Step Problem Solving Process.

Quarter	PBIS Data Meeting Dates	PBIS Data Meeting Times		Faculty and Staff Data Communication/Presentation Dates
1 <sup>st</sup>	8/6/2025	10:30 AM-11:30 AM		8/8/2025
2 <sup>nd</sup>	10/8/2025	10:30 AM-11:30 AM		10/10/2025
3 <sup>rd</sup>	1/14/2026	10:30 AM-11:30 AM		1/16/2026
4 <sup>th</sup>	3/25/2026	10:30 AM-11:30 AM		3/27/2026

**CRITICAL ELEMENT # 2: Faculty & Stakeholder Commitment**

**2. Team communication/presentation of new SPBP to staff and stakeholders**

Action Steps:	Dates
Present the 2025-26 SPBP to staff ( <i>prior to April 30, 2025</i> )	4/25/2025
Hold a <i>faculty</i> vote on the new SPBP ( <i>prior to April 30, 2025</i> )	4/28/2025
Provide training to faculty and staff ( <i>prior to September 30, 2025</i> )	5/14/2025
Present the 2025-26 SPBP to family and community stakeholders ( <i>prior to September 30, 2025</i> )	9/3/2025

## CRITICAL ELEMENT # 3: Data Collection and Analysis

### 3A. Core Effectiveness: Use current 2024-2025 school year behavior data as listed in Focus.

- (a) Review your referral data YTD in Focus – Discipline Reports – *Students with Referrals*.
- (b) Complete the yellow highlighted cells.
- (c) Auto-calculate the “% of Total Population” by clicking on each “!Zero Divide” in the cells and pressing “Fn + F9”.
- (d) Determine if the core is effective in all three areas.

TOTAL Population:	590	% of Total Population	Core Effectiveness	
# Referrals: 13	# of Students:			
I. 0 - 1 referrals	13	98%	Are your 0 – 1 referral > 80%?	<input checked="" type="checkbox"/> Yes <input type="checkbox"/> No
II. 2 - 5 referrals (at risk students)	0	0	Are your 2 - 5 referrals <15%?	<input checked="" type="checkbox"/> Yes <input type="checkbox"/> No
III. > 5 referrals (high-risk students)	0	0	Are your >5 referrals <5%?	<input checked="" type="checkbox"/> Yes <input type="checkbox"/> No

### 3B. Core Effectiveness Action Steps:

If you answered “Yes” to I, II, and III above, then your core is effective. Based upon table 8A, is your core effective?	<input checked="" type="checkbox"/> Yes <input type="checkbox"/> No
<p>Answer <b>either</b> (a) or (b):</p> <p>(a) If your core is effective, then identify action steps your school leadership team should continue to take for early identification of at risk or high-risk students.</p> <p>(b) If you answered “No” to at least one of the items above (I, II, or III) then indicate the supports and interventions and action steps your school leadership team will implement <i>at the beginning</i> of the next school year to improve core strength:</p> <p>Core Effectiveness Action Steps: <i>(3-4 detailed steps)</i></p> <ol style="list-style-type: none"> <li>1. Classroom teachers and support staff monitor all students closely through the RTI process.</li> <li>2. Classroom teachers indicate through BASIS the interventions they are using for Tier 2 and 3 students.</li> <li>3. Certified school counselors follow up with students, parent/guardian, and teachers to create a referral for more intensive interventions or services</li> </ol>	

### 3C. Disproportionality is often measured with the relative risk statistic calculation (Relative Risk Ratio = RRR), a measure that indicates the probability of a certain event (e.g., referrals) for one subgroup when compared to all other subgroups.

Relative Risk Ratio calculations are coming soon with the Focus Data System migration.

### 3D. Disproportionality Action Steps:

What activities/initiatives/programs will your school leadership team implement to prevent disproportionate discipline outcomes within sub group populations (race, SWD, ELL)?	
<p>Disproportionality Action Steps: <i>(3-4 detailed steps)</i></p> <ol style="list-style-type: none"> <li>1. Implement behavior and academic interventions for students that demonstrate undesired behaviors</li> <li>2. Compass lessons</li> <li>3. Tech Tiger mentoring initiative</li> <li>4. Student mentoring</li> </ol>	

## CRITICAL ELEMENT # 4: Schoolwide Expectations & Location-based Rules

- 4A.** Top five behavior incidents: **Use current 2024-2025 school year behavior data** as listed in Focus.
- Review your referral data YTD in Focus – Discipline – Category Breakdown – *Highest Discipline Code*.
  - Complete the chart by identifying the top five behavior incidents and the number of incidents for each type.
  - Complete the yellow highlighted cells.
  - Auto-calculate the total # of referrals by clicking on “0” and pressing “Fn + F9” together.

Top 5 Behavior Incidents Current Year 2024-2025	# Incidents
1. Class cutting	4
2. Disobedience/Insubordination	3
3. Mistreatment of peers	2
4. Discriminatory comments	1
5. Tobacco Use	1
TOTAL	11

- 4B.** School-wide expectations are 3 – 5 positive characteristics (*not behaviors*) that counteract the top school-wide misbehaviors in section 3A. ALL people on campus are expected to model these expectations.

Schoolwide Expectations
1. Be responsible on campus at all times
2. Be respectful of peers and staff members
3. Be in the right place during instructional, lunch and class transition time
4.
5.

- 4C.** Top three school-wide locations: **Use current 2024-2025 school year behavior data** as listed in Focus.
- Review your referral data YTD in Focus – Discipline – Category Breakdown – *Location*.
  - Complete the chart by identifying the top three schoolwide locations, excluding classroom and the number of incidents for each location.

Top 3 Locations, <b>excluding Classroom:</b>	
School Location(s)	# Incidents
1. Other	6
2. Classroom	2
3. Cafeteria	1

**4D.** Expectations and Rules Chart for common areas of school campus:  
 This chart is posted in all classrooms and used to teach students during behavior lessons.

<b>Schoolwide Expectations and Location-based Rules</b>				Completed by each teacher:
<b>Schoolwide EXPECTATIONS</b>	<b>Hallway Rules</b>	<b>Cafeteria Rules</b>	<b>Transportation Rules</b>	<b>Classroom Rules</b>
<b>Be responsible on campus at all times</b>	<b>Use Level 1 voice in the hallways</b> Click here to type hallway rules.	<b>Clean your eating space and pick up trash around your area</b> Click here to type cafeteria rules.	<b>Remain in your assigned seat, facing forward with feet on the floor</b> Click here to type location rules.	
<b>Be respectful of all peers and staff members.</b>	<b>Keep hands and feet to yourself</b> Click here to type hallway rules.	<b>Keep all food items on your tray</b> Click here to type cafeteria rules.	<b>Utilize positive language with peers and staff</b> Click here to type location rules.	
<b>Be in the right place during instructional, lunch and class transition time.</b>	<b>Walk directly to your destination</b> Click here to type hallway rules.	<b>Stay in assigned area</b> Click here to type cafeteria rules.	Click here to select location rules OR <b>Visiting the soda and snack machines in building 18 during class and lunch times are not permitted.</b>	
Click here to type your Expectation	Click here to select hallway rules OR Click here to type hallway rules.	Click here to select cafeteria rules OR Click here to type cafeteria rules.	Click here to select location rules OR Click here to type location rules.	
Click here to type your Expectation	Click here to select hallway rules OR Click here to type hallway rules.	Click here to select cafeteria rules OR Click here to type cafeteria rules.	Click here to select location rules OR Click here to type location rules.	

## CRITICAL ELEMENT #5: Teaching Behavior

**5A.** At least one lesson plan for **each** schoolwide expectation above is distributed to instructional staff during pre-planning week and are maintained in the SPBP Binder.

Dates when the schoolwide expectations lesson plans are taught by instructional staff and noted in lesson plans:			
	Date(s)	Time:	Location(s):
Start of School Year	9/2/2025	8:40 A.M.	Classroom
After Winter Break	1/13/2026	8:40 A.M.	Classroom
After Spring Break	3/31/2026	8:40 A.M.	Classroom

**5B.** At least one Rules Lesson Plan for **each** common location is distributed to instructional staff during pre-planning. This is aligned to the **Schoolwide Expectation/Location-based Rules** chart in section 4D. Location-based rules should be taught and reinforced in the context of the location in the beginning of the year, after long breaks, and throughout the year as necessary.

Dates when the rules lesson plans for common locations are taught by instructional staff and noted in lesson plans:			
Common Location	Hallway Rules	Cafeteria Rules	Select location
Lesson Plan Dates			
Start of School Year	9/2/2025	9/3/2025	9/4/2025
After Winter Break	1/13/2026	1/14/2026	1/15/2026
After Spring Break	3/31/2026	4/1/2026	4/2/2026

**5C.** Prevention programs and other schoolwide student support initiatives can be used to proactively teach positive behavior and prosocial skills. Use this chart to plan for how you will use District supported programs and initiatives to promote positive behavior on campus.


Program/Initiative	Plan Details			
	When will it be taught?	Who will teach it?	How will it be implemented? <i>2-3 sentences</i>	How will it be monitored for effectiveness?
<b>Life Skills &amp; Wellness</b>  Click to enter "other"	Life skills and wellness will be taught throughout the school year during designated health classes, advisory periods, and special workshops.	A certified health teacher, counselor, and guest speakers will deliver lessons focused on topics such as emotional regulation, communication, decision-making, and self-care.	Implementation will include interactive activities, discussions, and real-life application projects.	Effectiveness will be monitored through student reflections, surveys, and pre/post assessments, as well as ongoing teacher and counselor observations to ensure skills are being understood and applied.
<b>Resiliency Curriculum</b>  Click to enter "other"	Resiliency education will be taught throughout the school year during advisory periods, wellness classes, and school-wide initiatives	It will be led by counselors, wellness educators, and trained teachers using structured lessons focused on coping strategies, growth mindset, and emotional regulation.	Implementation will include group discussions, reflective journaling, and scenario-based activities.	Effectiveness will be monitored through student self-assessments, feedback surveys, and observation of student behavior and engagement over time.

## CRITICAL ELEMENT # 6: Recognition Programs

**6A.** The schoolwide recognition system focuses on reinforcing schoolwide expectations OR a specific location where referrals often occur. The recognition should be used to encourage, acknowledge, and reinforce students to exhibit positive behaviors.

Identified Schoolwide Expectation OR Specific Location: [Click here to enter Expectation OR Location](#)

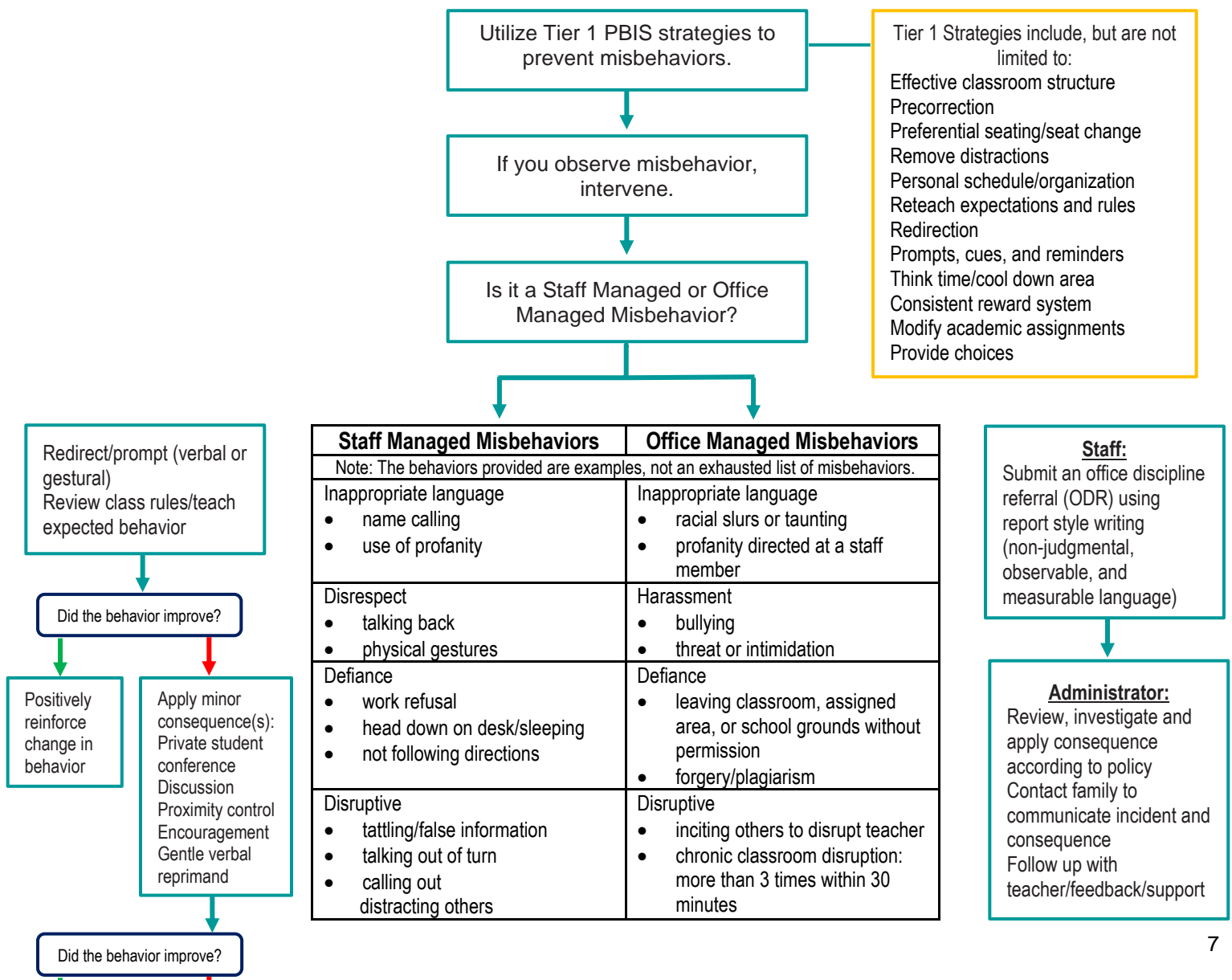
4 Step Problem Solving Process	Plan Details
<p><b>1. Problem Identification:</b> Review your behavior data to identify one school-wide problem. What problem did you identify? <i>(use numerical data)</i></p>	<p><b>Data used: Focus referrals</b></p> <p><b>Problem Identification Statement:</b> During the 2024-2025 school year, there were 4 referrals written for class cutting/skipping.</p>
<p><b>2. Problem Analysis:</b> Why do you think this problem is occurring? What is your goal? <i>(create a SMART goal statement with numerical data)</i></p>	<p><b>Hypothesis:</b> The problem could be attributed to class avoidance and lack of engagement.</p> <p><b>SMART Goal Statement:</b> By June 2026, the number of referrals generated for out of assigned areas will reduce by 25%.</p>
<p><b>3. Intervention Design:</b> Describe how you will implement a positive reward program/system to decrease this problem.</p>	<p><b>Type of Program/System: Lottery</b></p> <p><b>Description of Program/System:</b> (<math>\geq 4</math> sentences) How you will implement a positive reward program/system to decrease this problem? Because we are committed to making a difference in our community, Atlantic Technical College and Technical High School is continually seeking methods to improve student achievement, foster character development, and encourage a disciplined work ethic. When a student receives a "ROAR" card, a teacher has recognized him or her for exemplifying the qualities of being, "Ready to Work, On Time, Attentive, and Respectful". The ROAR cards are entered in a weekly drawing for prizes such as gift cards to local restaurants and retail stores. Students are also selected for the monthly "Kids of Character" awards from Sun-Sentinel. This award is a positive reinforcement for acceptable behaviors on campus.</p>
<p><b>4. Evaluation:</b> A. Implementation fidelity</p>	<p><b>How will you monitor the fidelity (consistency and effectiveness) of the staff's implementation of the reward program/system?</b> (2-3 sentences) Submitted ROAR cards and a list of the selected students will be kept. The Kids of Character award will be collected by the campus' liaison. Continue classroom visits to ensure students are following the campus rules.</p>
<p>B. Student outcome monitoring <i>(use numerical data)</i></p>	<p><b>How will you know if the reward program/system is positively impacting students? What measurable data will you use to determine "success"?</b> (2-3 sentences) ROAR data will be collected and analyzed weekly. Data from the "Referrals" tab in Focus for class cutting will determine success. It is expected that the leaving campus without permission behavior will reduce by 25%.</p>

**6B.** *Character Education* is an educational and award program utilized to teach and recognize students who display positive character traits each month. Please refer to the BCPS website for lesson plans, videos and additional resources to support this recognition program at your school. 

Monthly Character Traits	Plan Details
<ol style="list-style-type: none"> <li>1. September: Cooperation</li> <li>2. October: Responsibility</li> <li>3. November: Citizenship</li> <li>4. December: Kindness</li> <li>5. January: Respect</li> <li>6. February: Honesty</li> <li>7. March: Self-Control</li> <li>8. April: Tolerance</li> </ol>	<p style="text-align: center;">How will you recognize <i>Kids of Character</i> each month? (2-3 sentences)</p> <ul style="list-style-type: none"> <li>• <b>Student of the Month Spotlight</b> Feature students who exemplify the trait of the month in a school newsletter, website, or on a bulletin board with a photo and short write-up.</li> <li>• <b>Social Media Shoutouts</b> Use the school's Instagram, Twitter, or Facebook pages to highlight students with a short quote or story about how they demonstrated the monthly trait.</li> <li>• <b>Wall of Character</b> Create a visual display on campus with student names, photos, and monthly traits to recognize those honored throughout the year.</li> <li>• <b>Video Feature or Morning Announcement Shout-Out</b> Highlight honorees with a short video or verbal recognition during morning announcements or advisory.</li> </ul>

## CRITICAL ELEMENT #7: Effective Discipline Procedures

You can choose to use the flow chart below or create your own. This flow chart is posted in all classrooms and used to teach students during behavior lessons.








Physical Contact <ul style="list-style-type: none"><li>• touching others, pushing/shoving (no injuries)</li><li>• mutual horseplay</li></ul>	Physical Contact <ul style="list-style-type: none"><li>• touching others (hitting, kicking, biting) with intent to do harm</li><li>• petty theft</li></ul>
Violation of classroom or location-specific rules	Violation of the Code of Student Conduct

## CRITICAL ELEMENT # 8: Classroom Management Systems

### 8A. Evidence-based Tier 1 classroom management system:

Which evidence-based system(s) are you using?	Provide 3-4 measurable and observable action steps the team will take to help educators improve their classroom management system. <i>(3-4 detailed steps)</i>
<input checked="" type="checkbox"/> CHAMPS <input checked="" type="checkbox"/> Positive Behavior Interventions and Supports and the Classroom <a href="https://fl-pda.org/#/category/26">https://fl-pda.org/#/category/26</a> <input type="checkbox"/> Other: Click here to enter name of system.	<ol style="list-style-type: none"> <li>1. The team will collect evidence on the completion of CHAMPS, PLCs, and PBIS training. The percentage of teachers trained will be maintained.</li> <li>2. Teachers will participate in district-offered training for classroom management strategies.</li> <li>3. Teachers will receive weekly unexcused tardies weekly and quarterly.</li> </ol>

### 8B. The administration reviews and analyzes the fidelity of staff implementation of Tier 1 classroom management systems **across teachers** using:

<input checked="" type="checkbox"/> CHAMPS 7 Up Checklist 
<input type="checkbox"/> Classroom Snapshot (Classroom Management Assessment) 
<input checked="" type="checkbox"/> PBIS Classroom Assistance Tool (CAT) 
<input type="checkbox"/> Other ( <i>specify</i> ):

### 8C. Percentage of classroom referrals: **Use current 2024-2025 school year behavior data** as listed in Focus.

(a) Review your classroom data YTD in Focus – Discipline – Category Breakdown – *Location*.

(b) Complete the yellow highlighted cells.

(c) Auto-calculate the % of referrals in the classroom by clicking on “!Zero Divide” in the next cell and pressing “Fn + F9” together.

Total number of discipline referrals <b>from classrooms</b> :	<b>3</b>
Total number of <i>other</i> <b>school-wide</b> discipline referrals (not including classrooms):	<b>10</b>
% of referrals in the classroom:	23%
Do more than 40% of your referrals come from the classroom?	<input type="checkbox"/> Yes <input checked="" type="checkbox"/> No

***If >40% of discipline referrals come from the classroom, it suggests Tier 1 classroom management implementation may need to be strengthened school wide.***

## Critical Elements # 9: SPBP Implementation Planning

RED Font = Action Steps for all schools in Broward County

GREY Font = Best Practices for all schools in Broward County

TEAL Font = Resources available at <https://browardschools.instructure.com/enroll/PWF673>

Implementation Action Plan	
Month	Action Steps
	<input checked="" type="checkbox"/> check off Action Step when completed
Current	<ul style="list-style-type: none"> <li><input type="checkbox"/> Create an SPBP binder or portfolio to retain (for 2 years) hard copies of: your SPBPs, Action Plans, staff PBIS professional development attendance, stakeholder training attendance, quarterly meeting agendas, quarterly staff behavior presentations, voting attendance and outcome, Expectations lesson plans and Rules lesson plans</li> </ul>
Pre-Planning	<ul style="list-style-type: none"> <li><input type="checkbox"/> Print up your SPBP and Feedback form BCPS Central</li> <li><input type="checkbox"/> Provide SPBP presentation to all staff during Pre-Planning</li> <li><input type="checkbox"/> Disseminate the current SPBP (hard copy or electronically) to all staff and stakeholders</li> <li><input type="checkbox"/> Market and post School-wide Expectations and Location-specific Rules</li> <li><input type="checkbox"/> Identify your district PBIS Specialist (Contact <a href="mailto:amber.jennings@browardschools.com">amber.jennings@browardschools.com</a> for more information if you are unsure)</li> <li><input type="checkbox"/> Ensure schedule of quarterly meeting dates for entire year as indicated in the SPBP (indicated in yellow)</li> </ul>
August <b>1<sup>st</sup> Quarter Team Meeting</b>	<ul style="list-style-type: none"> <li><input type="checkbox"/> Determine any needed team training, such as: 4 Step Problem Solving Process series, PBIS 10 Critical Elements, Data Collection, etc.</li> <li><input type="checkbox"/> Review previous year's SPBP and feedback form; make necessary modifications</li> <li><input type="checkbox"/> Review previous year's data (Use Tier 1 Agenda and Quarter Big 5 Data template on PBIS Canvas page)</li> <li><input type="checkbox"/> Verify and implement teaching schedule for Expectations and Rules behavior lesson plans</li> <li><input type="checkbox"/> Implement the Reward System for all students as indicated in the SPBP</li> <li><input type="checkbox"/> Ensure the Discipline Flow Chart is distributed to all staff and is being used as written</li> <li><input type="checkbox"/> Present implementation data, behavior data, team activities and SPBP progress to entire staff</li> <li><input type="checkbox"/> Ensure all teachers are using an evidence-based classroom management plan, such as CHAMPS</li> <li><input type="checkbox"/> Confirm next quarterly PBIS team meeting date and time</li> </ul>
September	<ul style="list-style-type: none"> <li><input type="checkbox"/> Provide SPBP stakeholder presentation by September 30<sup>th</sup></li> <li><input type="checkbox"/> Ensure instructional staff know how to document Tier 1 Supplemental Strategies for behavior</li> <li><input type="checkbox"/> Check for staff and teacher understanding of PBIS - provide "PBIS 101" training as a resource Brainshark available at: <a href="http://www.brainshark.com/browardschools/PBIS101">http://www.brainshark.com/browardschools/PBIS101</a></li> </ul>
October <b>2<sup>nd</sup> Quarter Team Meeting</b>	<ul style="list-style-type: none"> <li><input type="checkbox"/> Review previous quarter's data. (Use Tier 1 Agenda and Quarter Big 5 Data template on PBIS Canvas page)</li> <li><input type="checkbox"/> Present implementation data, behavior data, team activities, and SPBP progress to entire staff</li> <li><input type="checkbox"/> Ensure Core Effectiveness Action Steps are being implemented as written</li> <li><input type="checkbox"/> Complete Quarterly Big 5 Data Template and submit to your PBIS Administrator</li> <li><input type="checkbox"/> Confirm next quarterly PBIS team meeting date and time</li> </ul>
November	<ul style="list-style-type: none"> <li><input type="checkbox"/> Review/revise lesson plans as indicated by previous quarter behavior data</li> <li><input type="checkbox"/> Ensure that the Student Outcome Monitoring Action Steps are being implemented as written</li> </ul>
January <b>3<sup>rd</sup> Quarter Team Meeting</b>	<ul style="list-style-type: none"> <li><input type="checkbox"/> Staff to re-teach Expectations and Rules after winter break</li> <li><input type="checkbox"/> Review previous quarter's data. (Use Tier 1 Agenda and Quarter Big 5 Data template on PBIS Canvas page)</li> <li><input type="checkbox"/> Present implementation data, behavior data, team activities, and SPBP progress to entire staff</li> <li><input type="checkbox"/> Complete Quarterly Big 5 Data Template and submit to your PBIS Administrator</li> <li><input type="checkbox"/> Confirm next quarterly PBIS team meeting date and time</li> </ul>
February	<ul style="list-style-type: none"> <li><input type="checkbox"/> Check on recently hired staff for PBIS understanding - provide "PBIS 101" Brainshark resource</li> <li><input type="checkbox"/> Utilize the Stakeholder SPBP Forms Survey to solicit input for planning next year's SPBP (optional)</li> </ul>
March <b>4<sup>th</sup> Quarter Team Meeting</b>	<ul style="list-style-type: none"> <li><input type="checkbox"/> Ensure progress towards completion and submission of next year's SPBP</li> <li><input type="checkbox"/> Staff to re-teach Expectations and Rules after spring break</li> <li><input type="checkbox"/> Review previous quarter's data. (Use Tier 1 Agenda and Quarter Big 5 Data template on PBIS Canvas page)</li> <li><input type="checkbox"/> Present implementation data, behavior data, team activities, and SPBP progress to entire staff</li> <li><input type="checkbox"/> Complete Quarterly Big 5 Data Template and submit to your PBIS Administrator</li> </ul>
April	<ul style="list-style-type: none"> <li><input type="checkbox"/> Provide staff presentation and faculty vote on new SPBP for next year</li> <li><input type="checkbox"/> Submit your SPBP in BCPS Central by April 30<sup>th</sup>. Use this new SPBP in the next school year</li> <li><input type="checkbox"/> Continue implementing your current SPBP through the end of the current school year</li> </ul>

## CRITICAL ELEMENT # 10: Evaluation

**10A. Staff** Implementation of the Schoolwide Positive Behavior Plan: review goals, evaluate implementation, and create 2 action steps to review in quarterly PBIS meetings.

*“Are staff implementing the SPBP with fidelity? If not, how will you address this area?”*

STAFF Implementation Monitoring		
Staff Implementation Goal	Quarterly Team Review: Implemented with fidelity?	If you answered <b>No</b> , enter 2 action steps your school will take to move towards this goal by the next PBIS meeting.
100% of hallways, front office, cafeteria, and other public areas all have school-wide expectations and location-specific rules posted.	<input type="checkbox"/> Yes <input type="checkbox"/> No	By 10/3/2025 100% of magnet high school's front office and classrooms will have school-wide expectations and location-specific rules posted.
100% of instructional staff has delivered expectations and rules lesson plans as written and when indicated.	<input type="checkbox"/> Yes <input type="checkbox"/> No	By 10/3/2025 100% of instructional staff have delivered expectations and Rules Lesson Plans as written and when indicated. 100% of high school students will have participated in behavior lesson plans are written.
100% of staff members are oriented to the Discipline Flow Chart. It is used consistently by 100% instructional staff, behavioral support, and administrators.	<input type="checkbox"/> Yes <input type="checkbox"/> No	By 10/3/2025 , 100% of the staff are oriented to the discipline flow. For the 2025-2026 school year, 100% of staff will follow the discipline, consequences, and flow chart or be redirected by the Assistant Director to do so.
A recognition system is implemented by 100% staff for <i>all</i> students.	<input type="checkbox"/> Yes <input type="checkbox"/> No	By 10/3/2025 , a school-wide reward system will be implemented for 100% of the students. For the 2025-2026 school year, 100% of staff will reinforce the ROAR, Make Good Choices, and Student of the Term reward programs.

**10B.** The SPBP is successful in positively impacting **students**: review behavior data and create a SMART goal. Evaluate implementation and create action steps to review in quarterly PBIS meeting.


*“If staff are implementing the SPBP consistently and effectively, is it positively impacting **students**? How will you know?”*

### SMART Criteria:

S	Specific	Concrete, detailed, focused, and well defined. Results-focused and action-orientated.
M	Measurable	The measurement sources (data) are defined numerically in order to track progress towards the objective.
A	Attainable	Objectives are achievable in the near future to maintain motivation.
R	Realistic	Staff have the resources to achieve the objective- time, personnel, materials, etc.
T	Time-bound	Agreed-on time frames create the necessary urgency and prompt action.

STUDENT Outcome Monitoring		
Student Outcome Data	Complete the SMART goal to determine “successful” student outcomes ( <i>use numerical data</i> )	List 2 action steps your team will take to ensure this goal is monitored and meets or exceeds the SMART goal.
<b>Select an item</b> <i>Choose one ODR area of focus</i>	By June 3, 2026, class cutting/skipping will be measured in the Office Discipline Referrals in Focus and will be decreased by 25%.	<ol style="list-style-type: none"> <li>1. Demonstrate the cultivation of respect and desired behaviors schoolwide.</li> <li>2. Enforce the schoolwide ROAR reward system to focus on reinforcing positive and desired behaviors.</li> </ol>

## SPBP Submission

1. Upload completed SPBP (as PDF) into BCPS Central in the School Improvement Plan. 
2. Complete PBIS Point of Contact form. 