

# BCPS STUDENT (Grades 6-12) CUSTOMER SURVEY 2025

---

run on 09/30/2025





# BCPS STUDENT (Grades 6-12) CUSTOMER SURVEY 2025

run on 09/30/2025

Custom Survey

1 survey(s) 308 response(s)

## Report Filters

**School:**  
N/A

**Race:**  
N/A

**Grade:**  
N/A

**Gender:**  
N/A

**Ethnicity:**  
N/A

**Tag:**  
N/A

## BCPS STUDENT (Grades 6-12) CUSTOMER SURVEY 2025

### Demographics

Number of Responses | Percentages of Total Responses

#### 1. Gender

Male	150	49%
Female	147	48%
Prefer not to answer	0	3%

307 respondents

#### 2. Race

American Indian or Alaska Native	0	0%
Asian	5	2%
Black or African American	75	25%
Native Hawaiian or Other Pacific Islander	1	1%
White	60	20%

Multiracial 23 8%

Other 133 44%

300 respondents

### 3. Ethnicity

Hispanic 183 62%

Non-Hispanic or Latino 74 25%

Prefer not to answer 38 13%

295 respondents

### 4. Grade

Grade 6 121 39%

Grade 7 113 37%


Grade 8 72 23%

Grade 9 1 1%

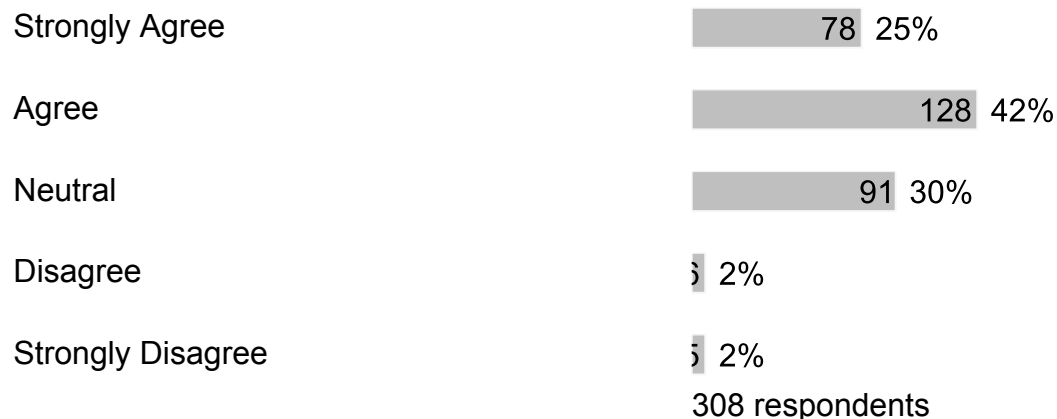
308 respondents

## C. Section 2

### 1. I feel safe at my school.



### 2. I feel safe getting to and from my school.



3. \*Note: Remember, this survey is anonymous, please report any bullying concerns to a trusted adult at your school. The next 10 questions ask about bullying. Bullying is when 1 or more students tease, threaten, spread rumors about, hit, shove, or hurt another student over and over again. It is not bullying when 2 students of about the same strength or power argue, fight or tease each other in a friendly way. During the past 12 months, have you ever been bullied on school property?

Yes	62	20%
-----	----	-----

No 246 80%

308 respondents

4. The primary location on school property where I was bullied during the last 12 months was:

On the school bus 2%

In the classroom 23 7%

In the cafeteria 8 3%

In the hallway 2 4%

In the restroom 0%

Other school area 2 2%

Does not apply to me 253 82%

308 respondents

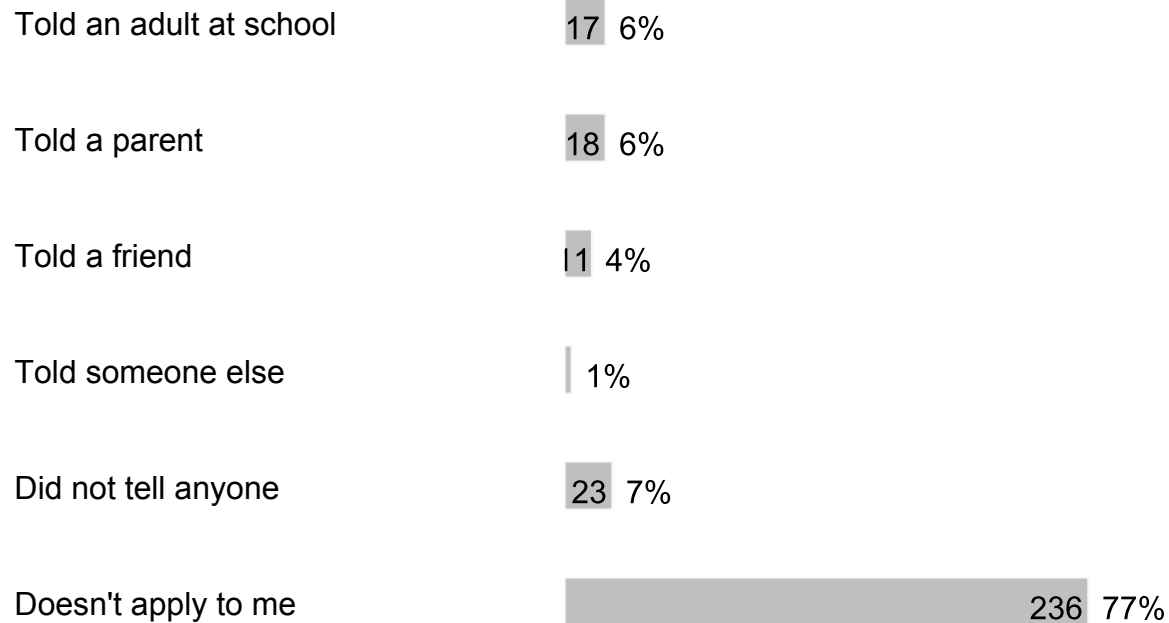
5. During the past 12 months, have you ever been electronically bullied? (Count being bullied through texting, Instagram, TikTok, Snapchat or other social media.)

Yes 24 8%

No 284 92%

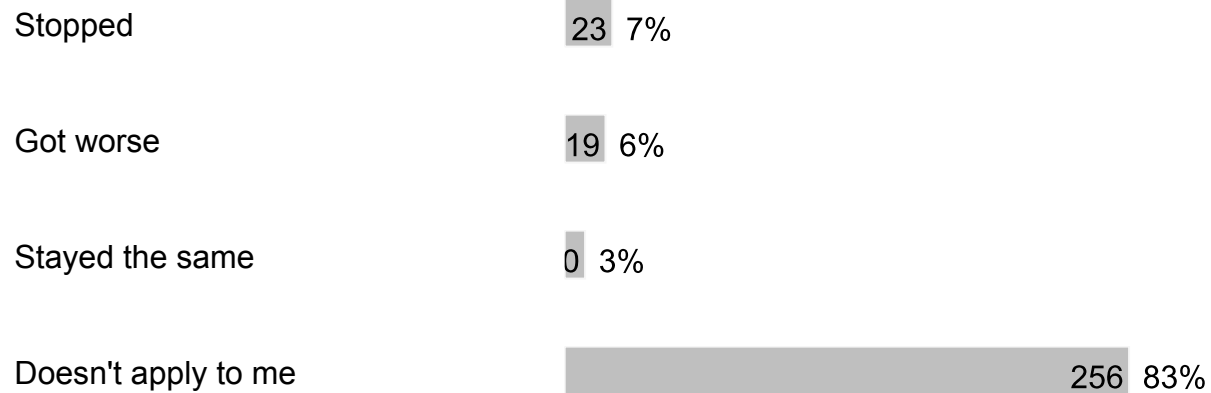
308 respondents

**6. After I was bullied, I:**



308 respondents

**7. After I told an adult at school about being bullied, the bullying:**



308 respondents

**8. A teacher or another adult at school taught our class about what bullying is this school year.**

Yes 233 76%

No 75 24%

308 respondents

9. I think bullying is wrong.

Strongly Agree 170 55%

Agree 101 33%

Neutral 29 9%

Disagree 5 2%

Strongly Disagree 1 1%

308 respondents

10. I know different ways to intervene or help if bullying were occurring or going to occur.

Strongly Agree 53 17%

Agree 91 30%

Neutral 136 44%


Disagree 17 6%

Strongly Disagree 1 4%

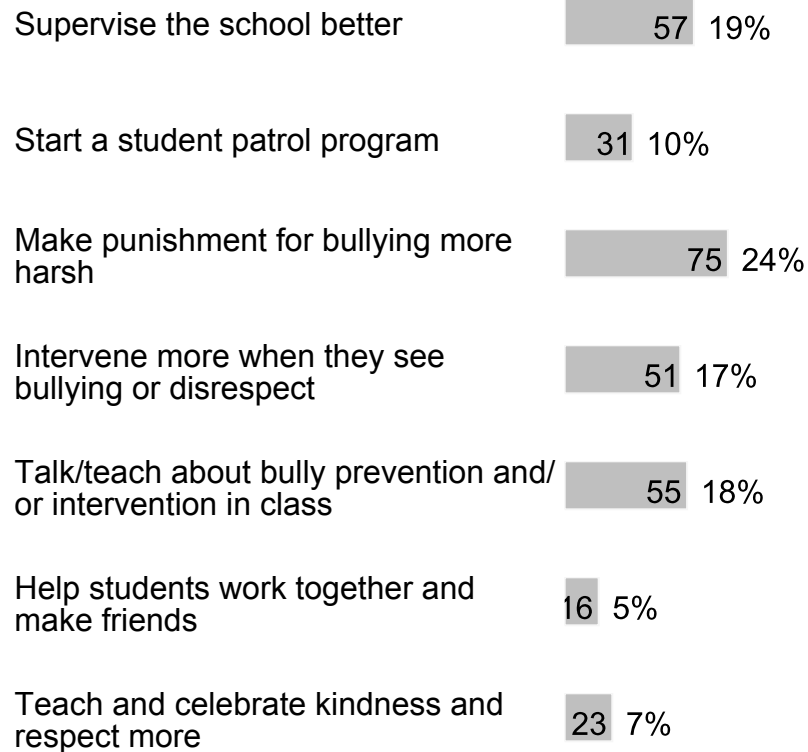
308 respondents

11. I would intervene or help if another student was being bullied.

Strongly Agree 61 20%

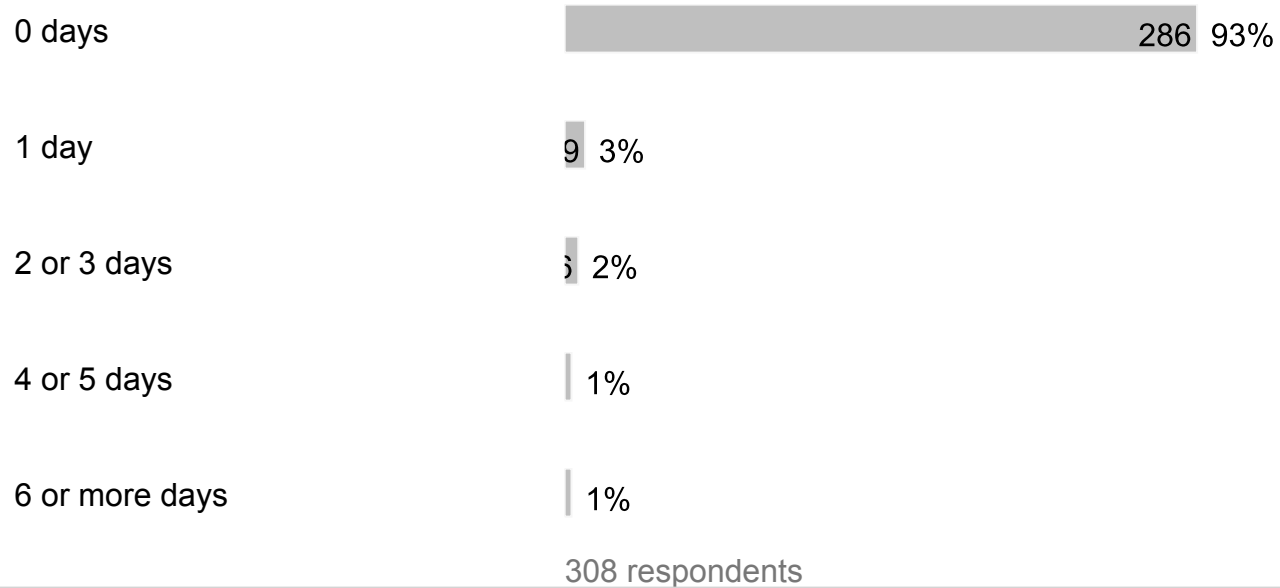


**12. What can adults do to help stop bullying at school?**

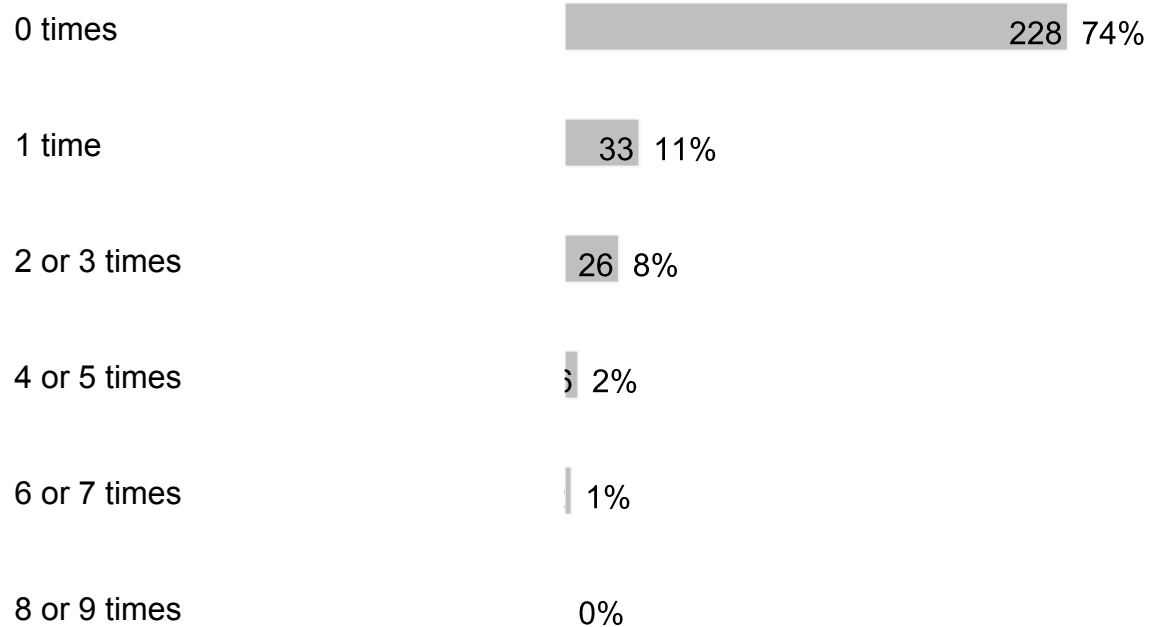


308 respondents

**13. During the past 30 days, how many days did you carry a weapon such as a gun, knife or club on school property?**



**14. During the past 30 days, how many times have you been threatened by another student at school?**



12 or more times 2 4%

308 respondents

**15. During the past 12 months, how many times were you in a physical fight on school property?**

0 times 246 80%

1 time 28 9%

2 or 3 times 21 7%

4 or 5 times 1 1%

6 or 7 times 1 1%

8 or 9 times 1 1%

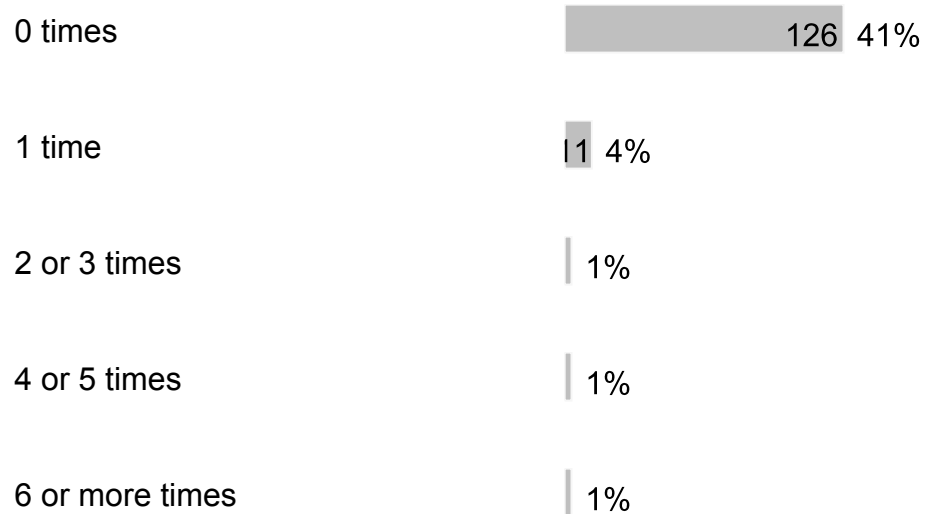
10 or 11 times 1 1%

12 or more times 0 0%

307 respondents

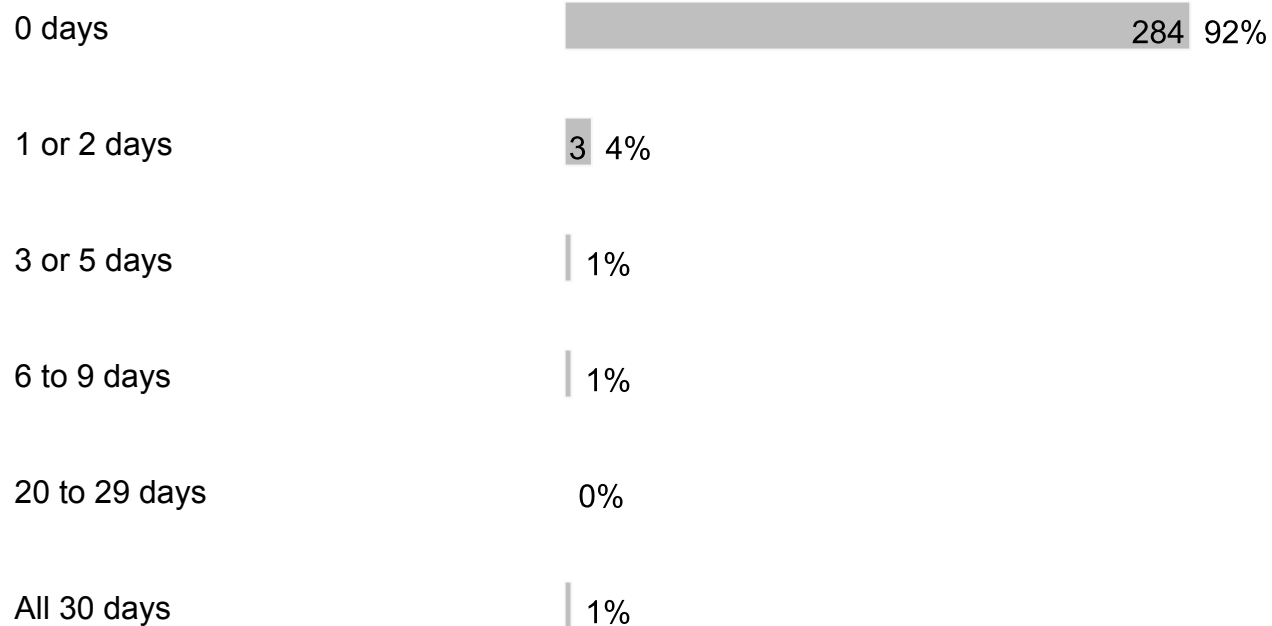
**16. During the past 12 months, how many times did someone you were dating or going out with physically hurt you on purpose? (Count such things as being hit, slammed into something or injured with an object or weapon.)**

I did not date or go out with anyone during the past 12 months 160 52%



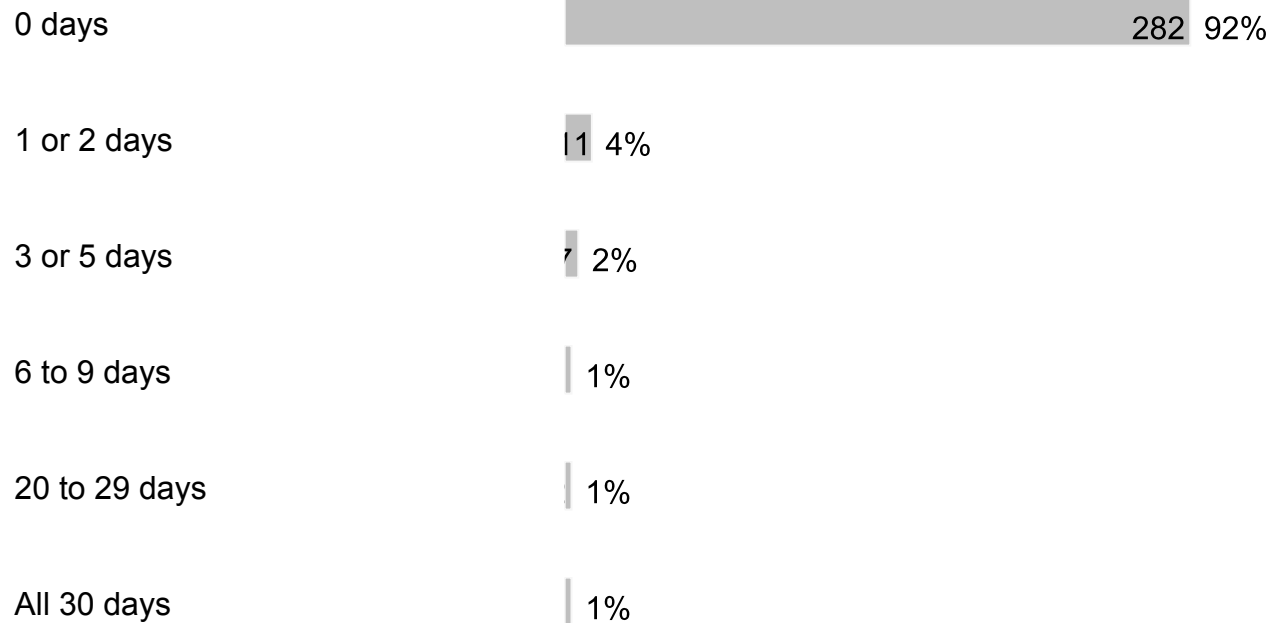
308 respondents

17. During the past 30 days, how many days did you have at least one drink of alcohol? (Alcohol includes drinking beer, wine, flavored alcoholic beverages and liquor such as rum, gin, vodka, whiskey, etc.) For the purpose of this question, drinking alcohol does not include drinking a few sips of wine for religious purposes.



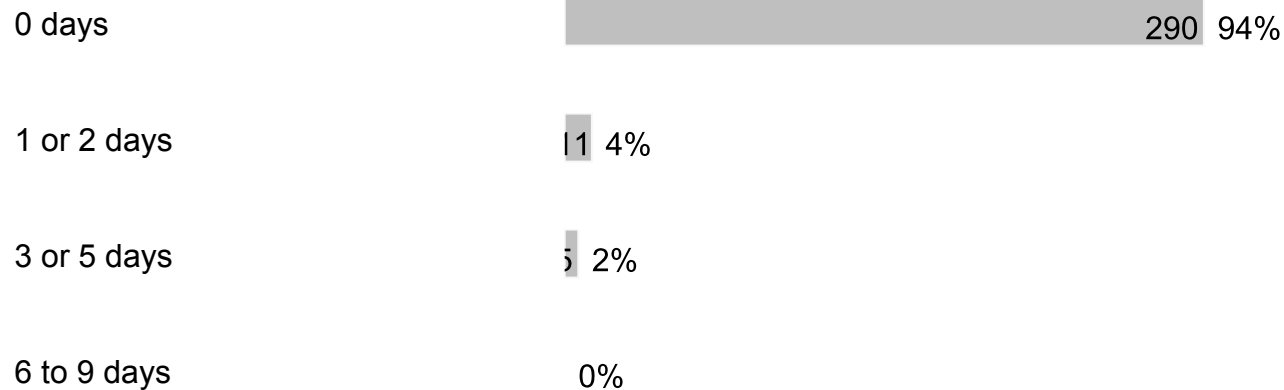
308 respondents

**18.** During the past 30 days, how many days did you use an electronic vapor product? (Electronic vapor products include JUUL, SMOK, Suorin, Vuse, blu e-cigarettes, vapes, vape pens, e-cigars, e-hookahs, hookah pens, mods, etc.)



308 respondents

**19.** During the past 30 days, how many days did you use marijuana (also called pot or weed)? Do not count CBD-only or hemp products, which come from the same plant as marijuana, but do not cause a high when used alone.



All 30 days 0%

308 respondents

**20.** During the school year, I participated in alcohol, other drug or tobacco prevention activities or lessons.

Yes 96 31%

No 212 69%

308 respondents

**21.** I believe drinking alcohol is bad for your brain.

Yes 270 88%

No 38 12%

308 respondents

**22.** In your opinion, what percentage of Broward County students in grades 6 - 12 choose not to drink alcohol?

25% 74 24%

50% 99 32%

75% 82 27%

Over 80% 53 17%

308 respondents

**23.** I believe using drugs are bad for your health.

Yes 285 93%

No 23 7%

308 respondents

**24. At what age is a human brain fully developed?**

15 26 8%

18 79 26%

25 203 66%

308 respondents

**25. My school is clean and well-maintained.**

Strongly Agree 23 7%

Agree 48 16%

Neutral 120 39%

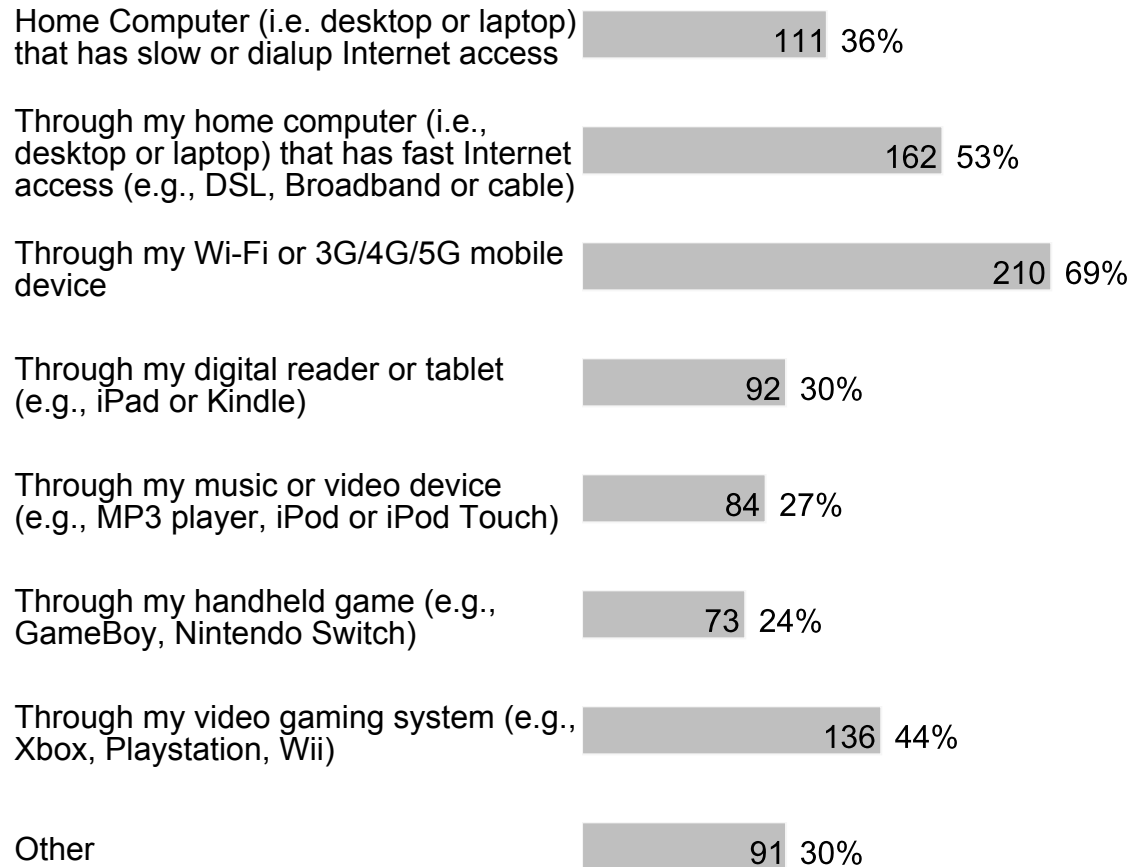
Disagree 55 18%

Strongly Disagree 62 20%

308 respondents

## D. Section 3

1. During a typical week, I have access to the internet at home in the following ways (check all that apply):



306 respondents

2. During a typical school day, I have access to the internet at school in the following ways (check all that apply):



During an academic class other than computer lab or computer class such as English or Math class 147 49%

Through school library computers 27 9%

Through my own laptop that I bring to school 22 7%

Through my own tablet computer (such as an iPad) that I bring to school 28 9%

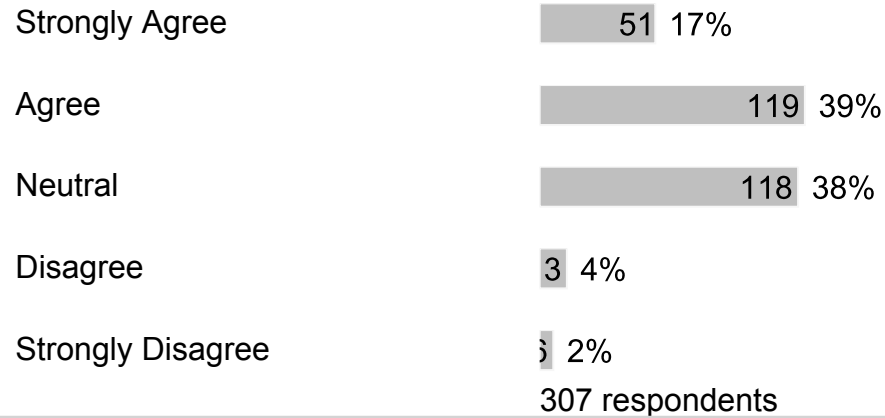
Through my Wi - Fi or 3G/4G/5G mobile device that I bring to school 92 31%

Other 64 21%

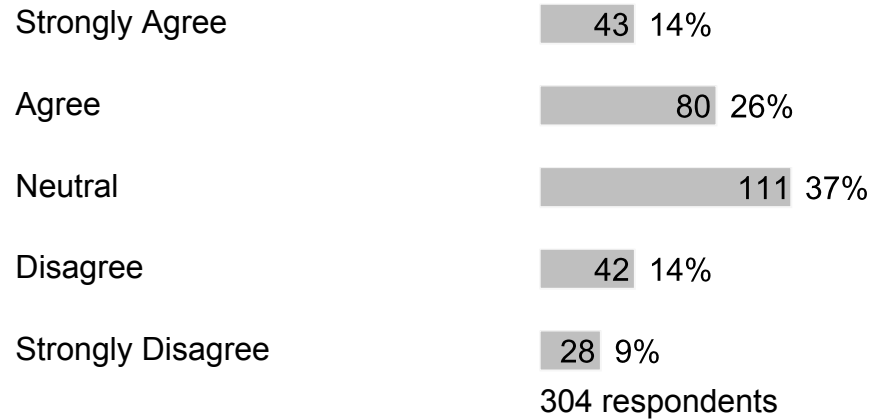
299 respondents

## E. Section 4

1. My school provides sufficient material resources (books, supplies, technology, etc.) to meet my needs.




2. I would recommend my school to my friends.




## F. Section 5

### 1. If I have a problem, I know who I can go to for help.




304 respondents

### 2. In my school, students treat adults with respect.




301 respondents

**3. In my school, adults treat students with respect.**



301 respondents

**4. In my school, students treat each other with respect.**



302 respondents

**5. My school provides me the support that I need.**

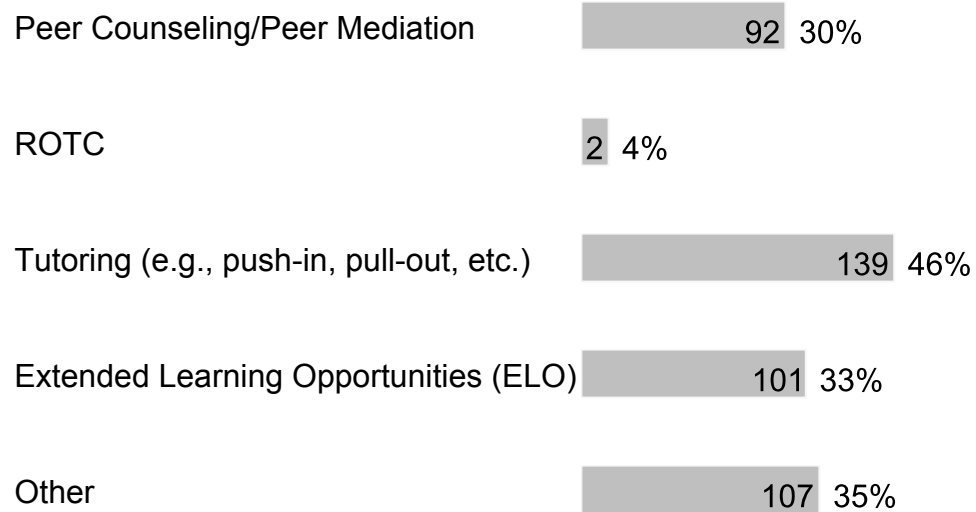


Agree	116	39%
Neutral	114	38%
Disagree	19	6%
Strongly Disagree	3	4%

301 respondents

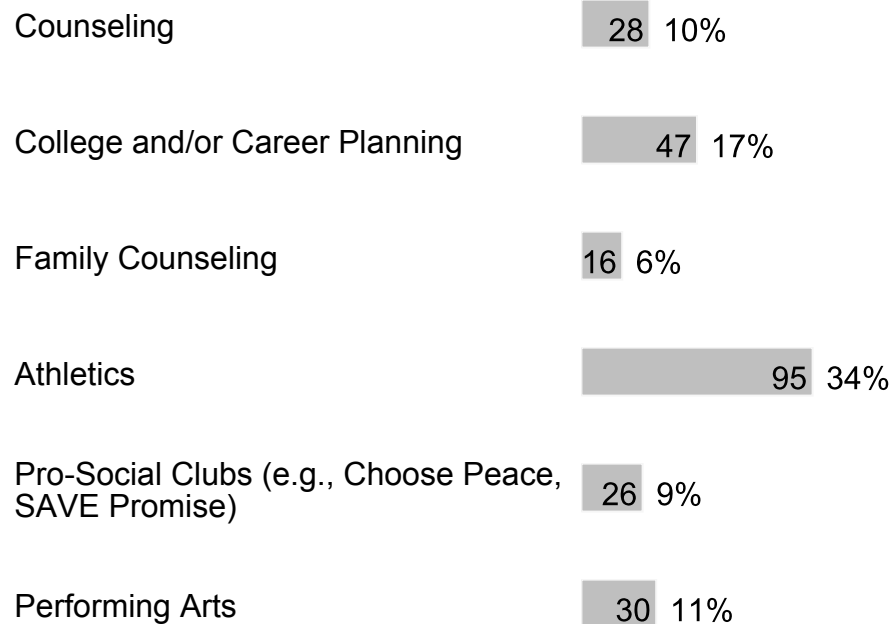
**6. At my school, the following programs/services are available (check all that apply):**

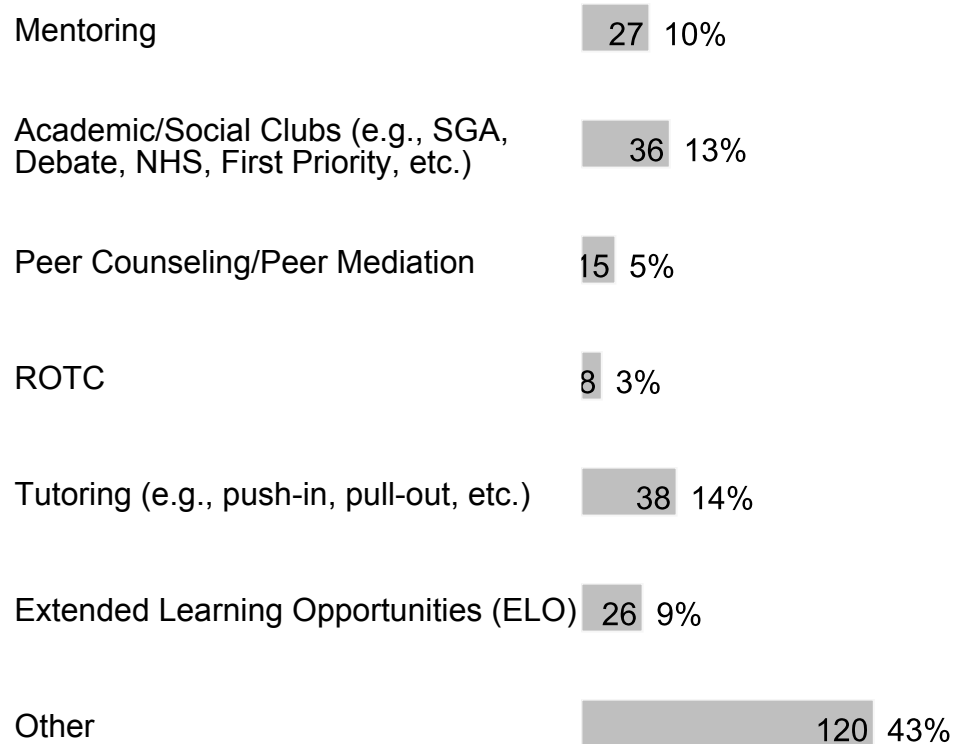
Counseling	170	56%
College and/or Career Planning	116	38%
Family Counseling	50	17%
Athletics	210	69%
Pro-Social Clubs (e.g., Choose Peace, SAVE Promise)	110	36%
Performing Arts	127	42%
Mentoring	78	26%
Academic/Social Clubs (e.g., SGA, Debate, NHS, First Priority, etc.)	141	47%



303 respondents

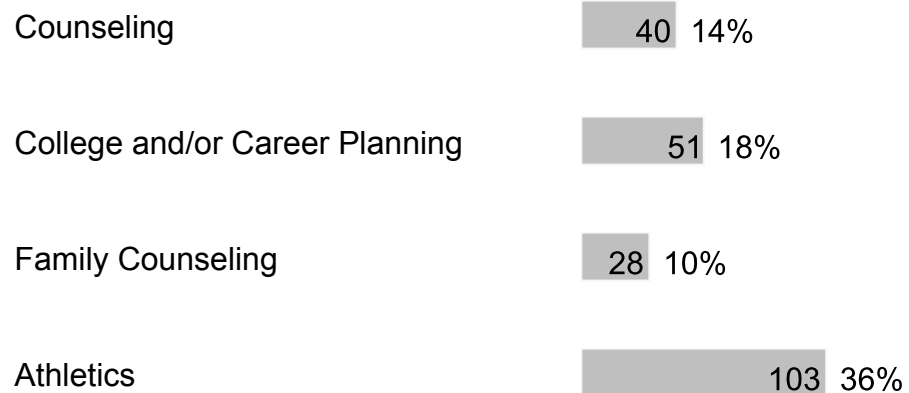
7. At my school, I participate in the following programs/services (check all that apply):

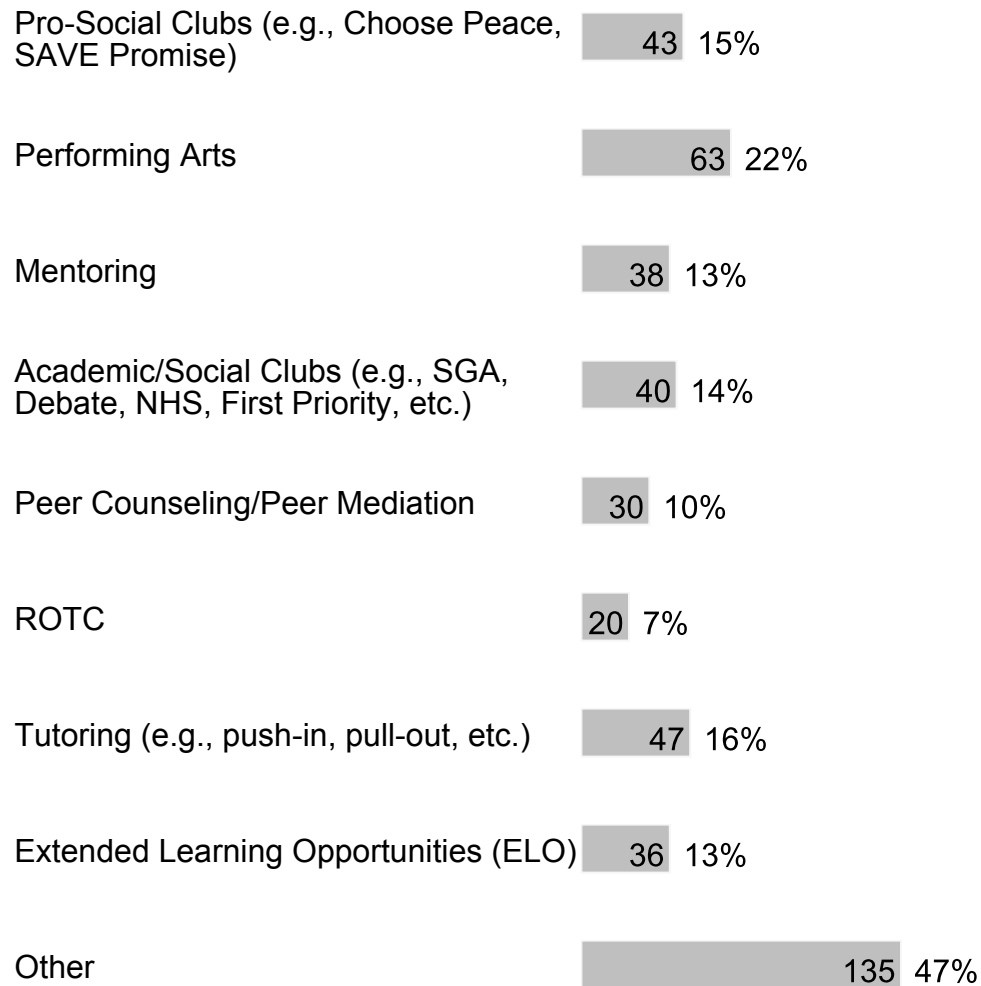




280 respondents

**8.** These are the programs/services at my school that I value most or would value if they were available at my school (check all that apply):





288 respondents

**9. I am friends with other students at this school.**

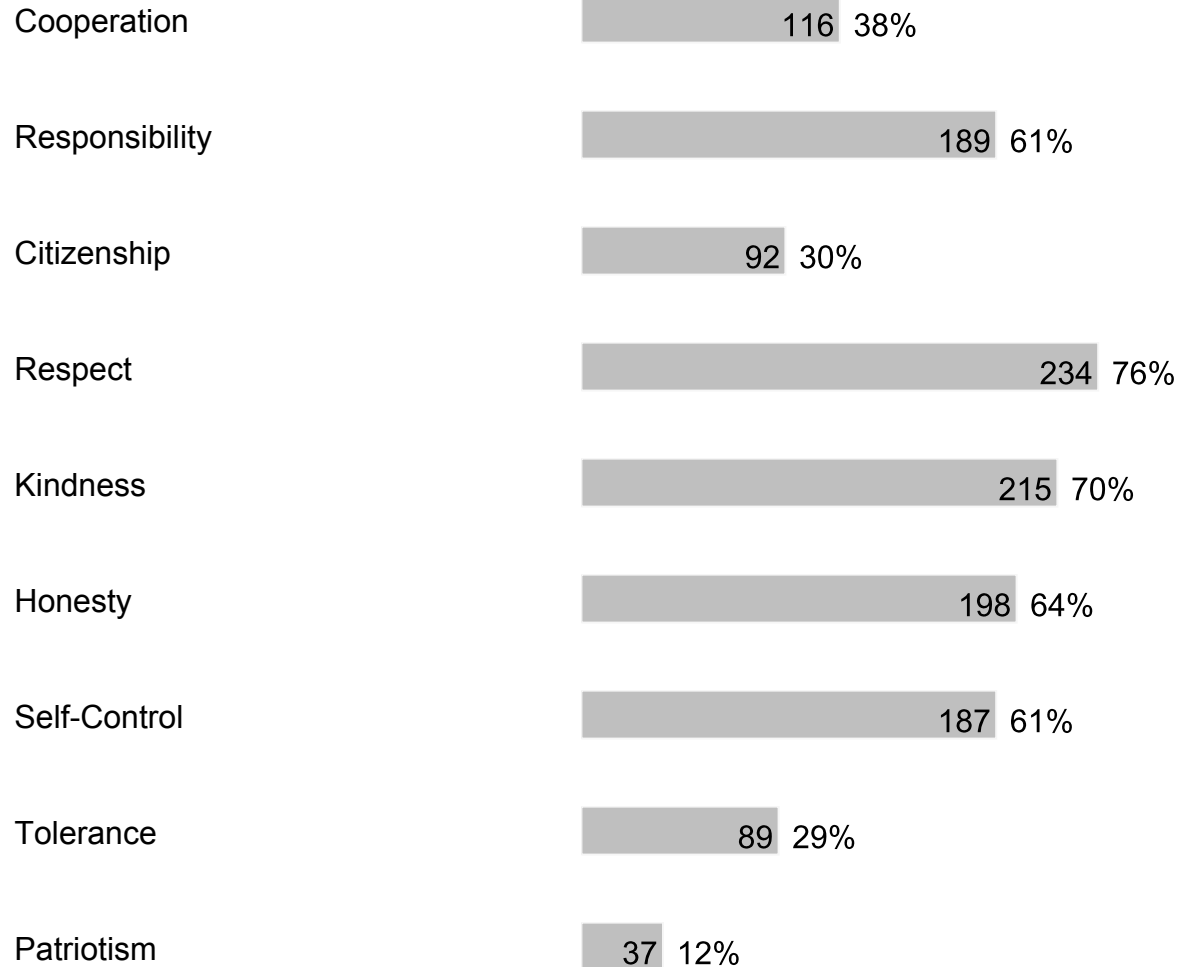


Disagree | 1%

Strongly Disagree | 1%

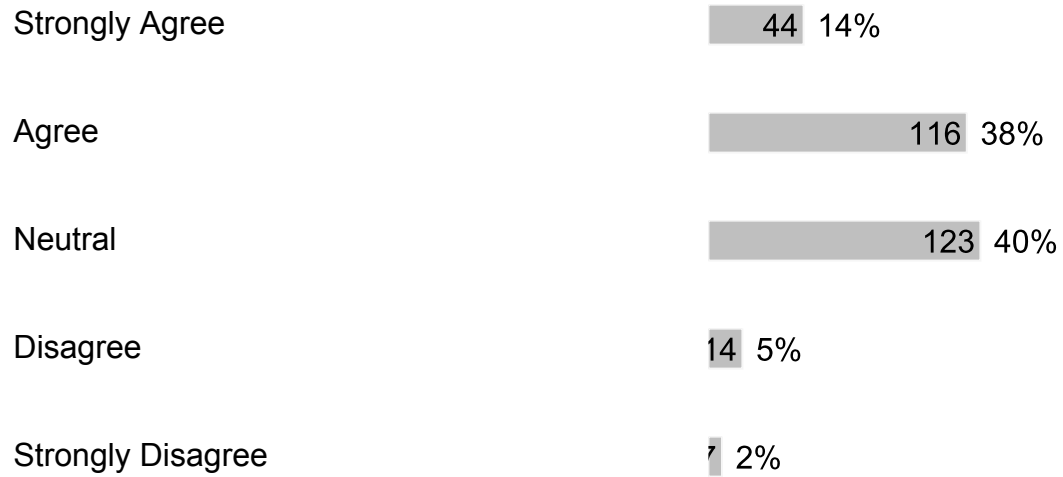
308 respondents

**10. Which character traits do you value the most in yourself and others? (check all that apply)**




308 respondents

**11. I receive acknowledgement and/or praise for my strengths or accomplishments by adults at my school.**



304 respondents

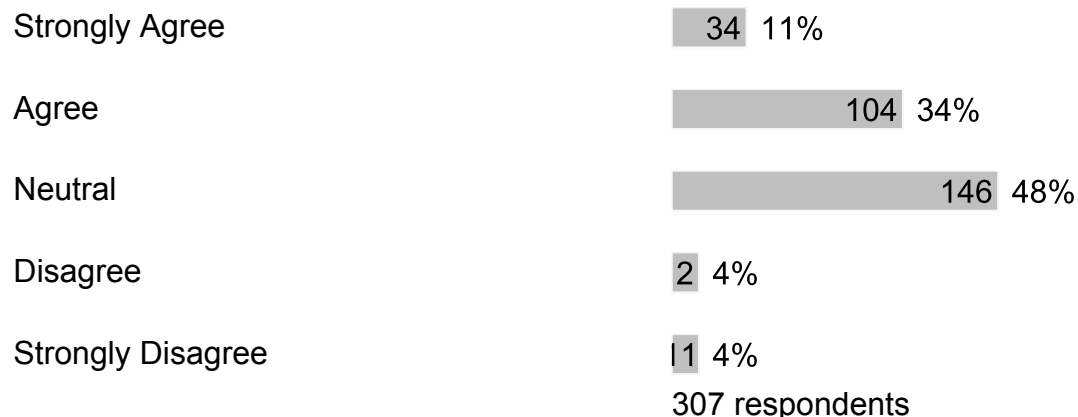
**12. I enjoy eating food prepared by the cafeteria.**




308 respondents

## G. Section 6

### 1. In my school, a high-quality education is offered.




### 2. My school provides me with challenging curriculum, uses a variety of teaching methods and learning experiences to develop the skills I need to succeed.

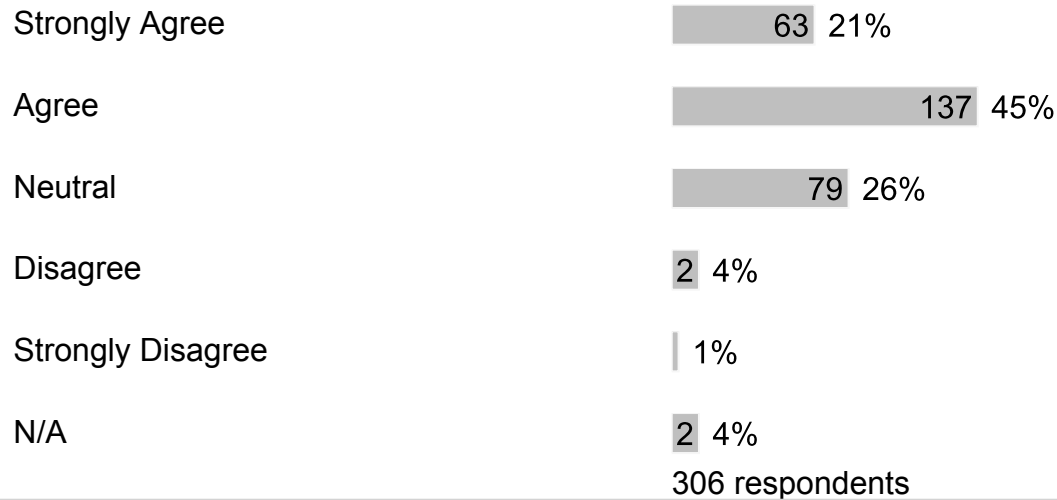


### 3. My school motivates me to set academic goals and learn new things.

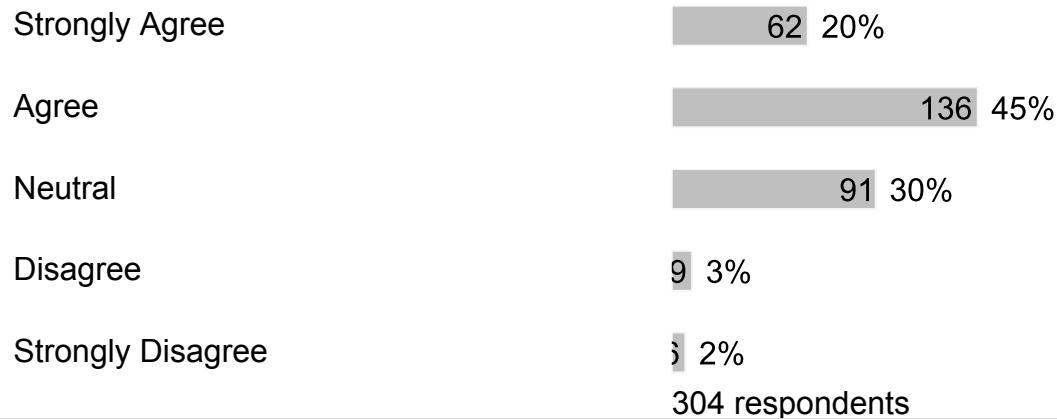




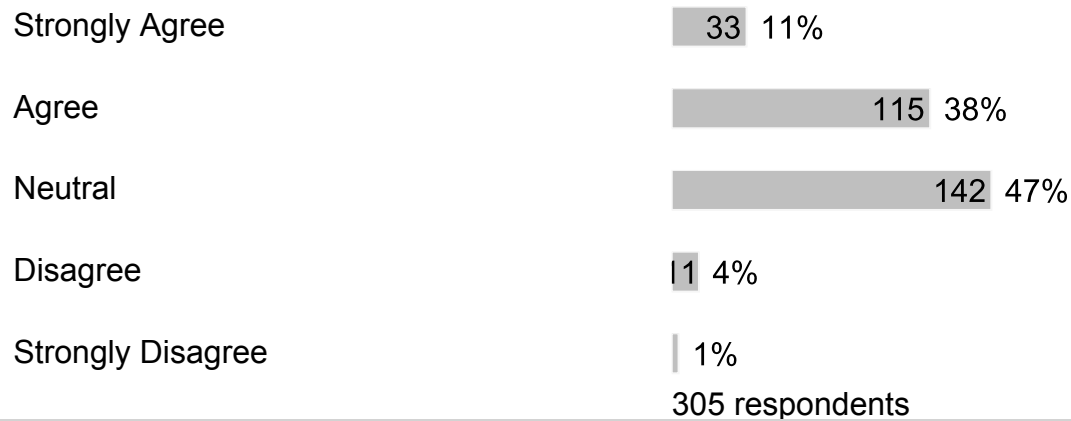
**4. My teachers use tests, projects, presentations, and portfolios to assess my understanding of what was taught.**



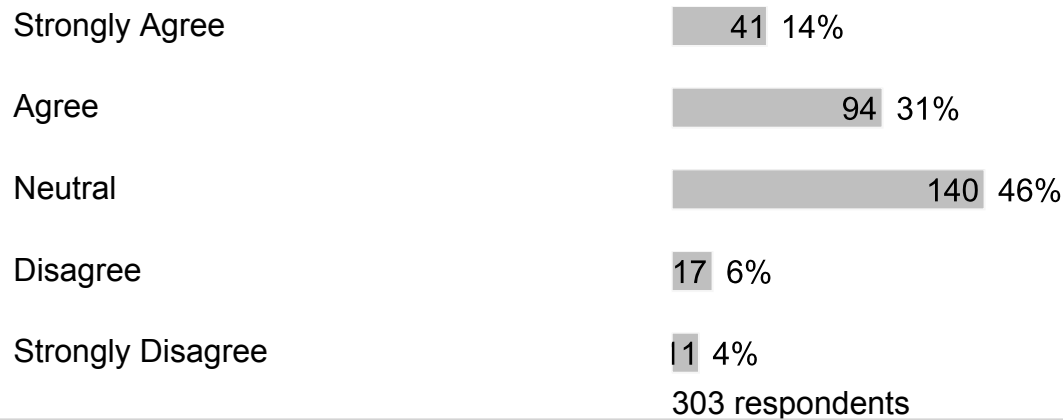
**5. My school prepares me for success in the next school year.**




**6. Lessons and materials in our school prepare us to be effective users of media and technology.**



**7. In class, students spend considerable amounts of time actively engaged in learning (such as solving problems, discussing ideas, creating their own work, reading, writing, speaking and researching).**




**8. My teachers effectively engage students in the classroom and encourage creative thinking.**




303 respondents

**9. There are few distractions during class.**



303 respondents

**10. Students are encouraged to work in groups regularly.**



305 respondents

**11. Teachers are generally fair when it comes to grading student work.**



Strongly Disagree 16 5%  
305 respondents

**12. I give class presentations or share my work with classmates.**

Strongly Agree 49 16%  
Agree 101 33%  
Neutral 120 39%  
Disagree 27 9%  
Strongly Disagree 7 2%  
304 respondents

**13. I work on assignments that challenge me and/or take more than one class period to complete.**

Strongly Agree 52 17%  
Agree 117 38%  
Neutral 112 37%  
Disagree 17 6%  
Strongly Disagree 7 2%  
305 respondents

**14. I complete meaningful homework to review what I learned in class and/or prepare for the next day's lesson.**

Strongly Agree 47 15%  
Agree 99 32%  
Neutral 130 43%

Disagree 15 5%

Strongly Disagree 14 5%

305 respondents

**15. I receive feedback about my work that helps me better understand what I'm learning.**

Strongly Agree 44 15%

Agree 102 34%

Neutral 134 45%

Disagree 15 5%

Strongly Disagree 3 2%

301 respondents

**16. I am provided opportunities to correct or improve my work.**

Strongly Agree 50 16%

Agree 122 40%

Neutral 116 38%

Disagree 9 3%

Strongly Disagree 8 3%

305 respondents


**17. I am provided opportunities to participate in class discussions and activities.**

Strongly Agree 56 19%

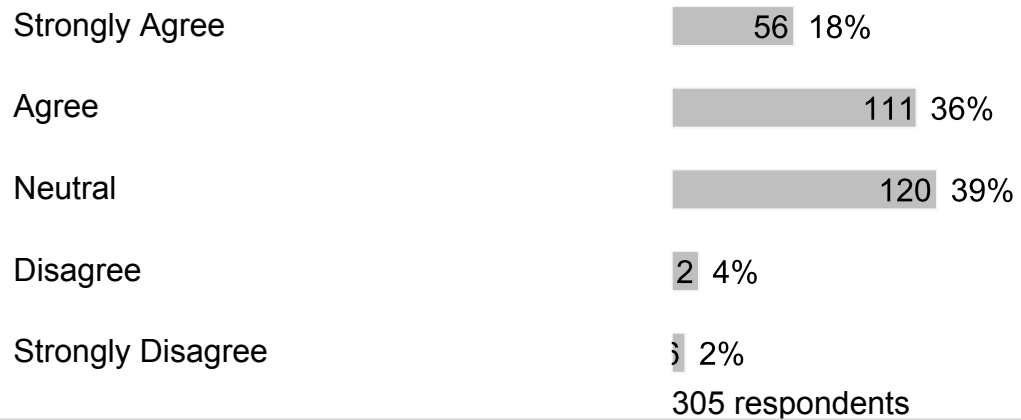
Agree 127 42%



**18. My teachers explain their expectations so I can be successful.**




**19. My teachers provide me with information about how well I am doing in school.**

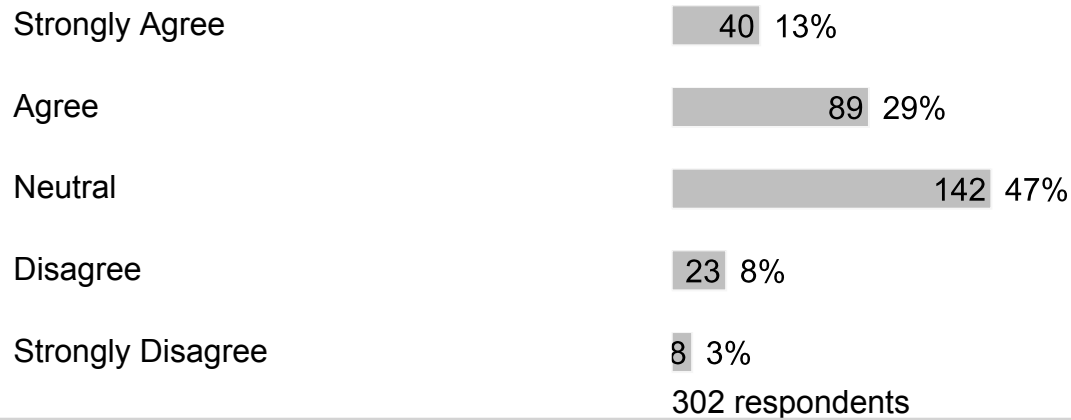


**20. Teachers regularly post information online or send home a newsletter.**






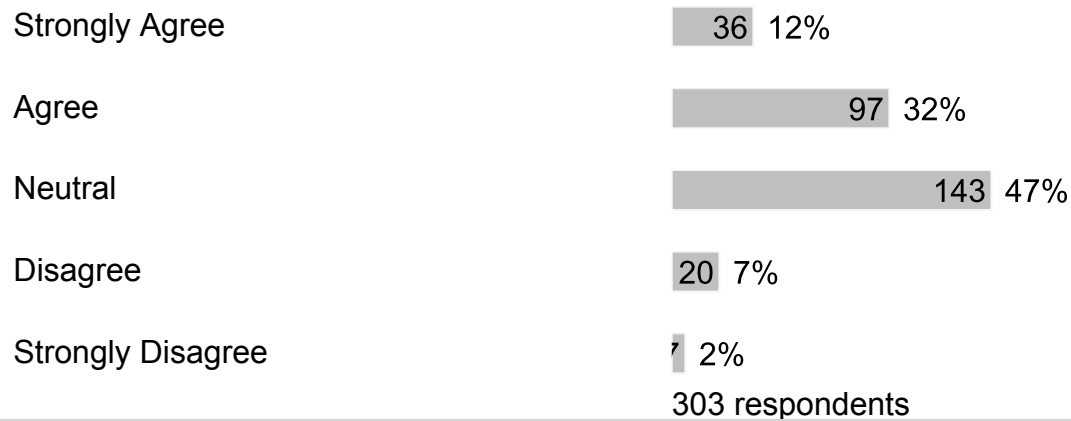
**21. My teachers keep my family informed of my academic progress.**




**22. My school considers students' opinions when changing rules/policies and planning ways to improve the school.**




**23. My school shares information about school success with my community.**



**24. Our school uses different ways to communicate what is happening to parents and students.**



**25. My school focuses on Customer Service (greeting with a smile and responding to questions and concerns within one business day).**



302 respondents

## H. Section 7

1. What else would you like to tell us about your school?

Free form text answers are available in the exported CSV report