

BCPS STUDENT (Grades 6-12) CUSTOMER SURVEY 2025

run on 09/12/2025



surveys



BCPS STUDENT (Grades 6-12) CUSTOMER SURVEY 2025

run on 09/12/2025

Custom Survey

1 survey(s) 57163 response(s)
157 school(s) included

Report Filters

School:
N/A

Race:
N/A

Grade:
N/A

Gender:
N/A

Ethnicity:
N/A

Tag:
N/A

BCPS STUDENT (Grades 6-12) CUSTOMER SURVEY 2025

Demographics

Number of Responses | Percentages of Total Responses

1. Gender

Male	27,784	49%
Female	27,615	49%
Prefer not to answer	2	2%

56819 respondents

2. Race

American Indian or Alaska Native	1	1%
Asian	12	5%
Black or African American	19,973	36%
Native Hawaiian or Other Pacific Islander	1	1%

White 17,005 31%

Multiracial 5,841 11%

Other 8,882 16%

55394 respondents

3. Ethnicity

Hispanic 22,304 43%

Non-Hispanic or Latino 20,261 39%

Prefer not to answer 8,982 17%

51547 respondents

4. Grade

Grade 6 8,550 15%

Grade 7 8,111 14%

Grade 8 8,471 15%

Grade 9 8,354 15%

Grade 10 8,811 15%

Grade 11 7,512 13%


Grade 12

7,354 13%


57163 respondents

C. Section 2

1. I feel safe at my school.



2. I feel safe getting to and from my school.



3. *Note: Remember, this survey is anonymous, please report any bullying concerns to a trusted adult at your school. The next 10 questions ask about bullying. Bullying is when 1 or more students tease, threaten, spread rumors about, hit, shove, or hurt another student over and over again. It is not bullying when 2 students of about the same strength or power argue, fight or tease each other in a friendly way. During the past 12 months, have you ever been bullied on school property?

Yes	8,486	15%
-----	-------	-----

No 48,677 85%

57163 respondents

4. The primary location on school property where I was bullied during the last 12 months was:

On the school bus 1%

In the classroom 54 6%

In the cafeteria 2 2%

In the hallway 9 3%

In the restroom 1%

Other school area 1 2%

Does not apply to me 48,903 86%

56887 respondents

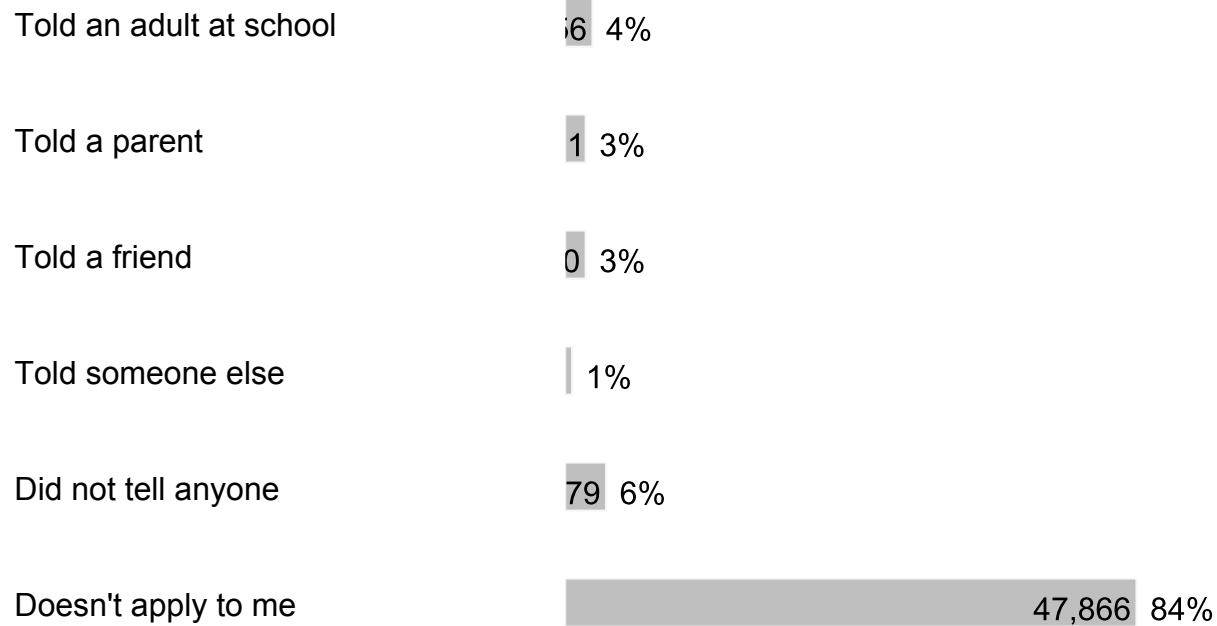
5. During the past 12 months, have you ever been electronically bullied? (Count being bullied through texting, Instagram, TikTok, Snapchat or other social media.)

Yes 519 8%

No 52,644 92%

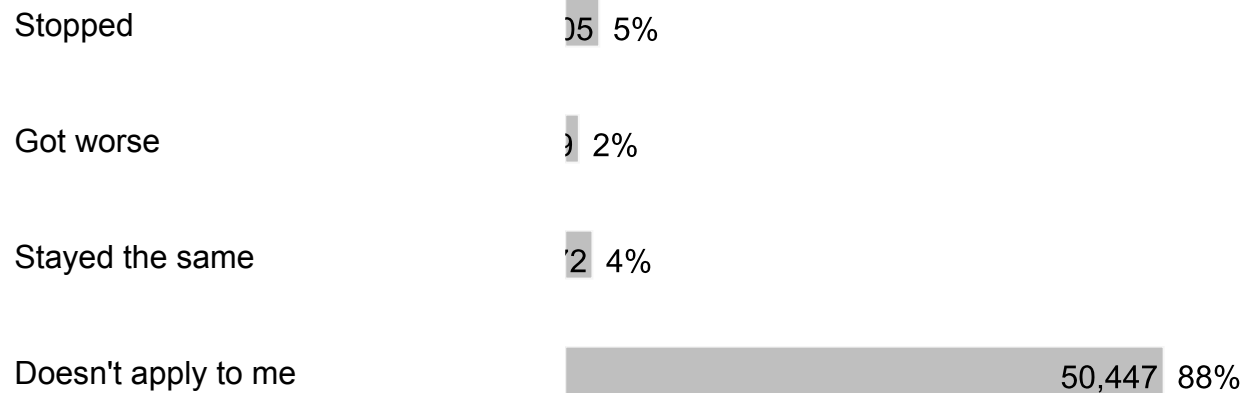
57163 respondents

6. After I was bullied, I:



57163 respondents

7. After I told an adult at school about being bullied, the bullying:



57163 respondents

8. A teacher or another adult at school taught our class about what bullying is this school year.

Yes 39,409 69%

No 17,754 31%

57163 respondents

9. I think bullying is wrong.

Strongly Agree 32,522 57%

Agree 15,400 27%

Neutral 6,950 12%

Disagree 5 2%

Strongly Disagree 5 2%

57163 respondents

10. I know different ways to intervene or help if bullying were occurring or going to occur.

Strongly Agree 13,190 23%

Agree 22,489 39%

Neutral 17,755 31%

Disagree 10 4%

Strongly Disagree 9 3%

57163 respondents

11. I would intervene or help if another student was being bullied.

Strongly Agree 13,079 23%

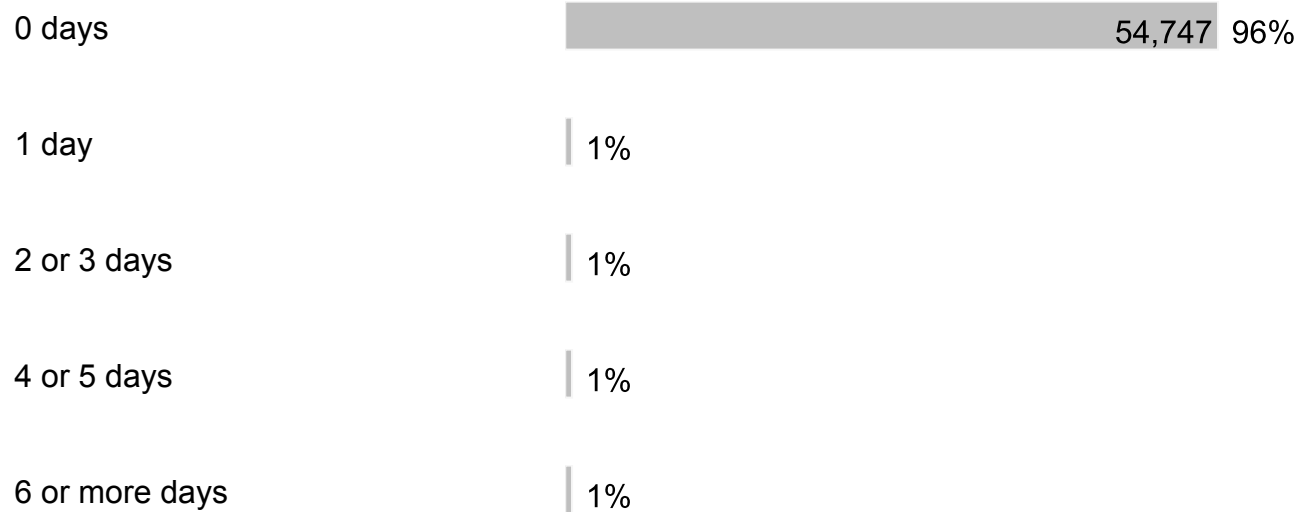
Agree	19,114	33%
Neutral	19,784	35%
Disagree	31	5%
Strongly Disagree	5	4%
57163 respondents		

12. What can adults do to help stop bullying at school?

Supervise the school better	10,778	19%
Start a student patrol program	51	6%
Make punishment for bullying more harsh	15,069	26%
Intervene more when they see bullying or disrespect	11,480	20%
Talk/teach about bully prevention and/or intervention in class	811	10%
Help students work together and make friends	560	8%
Teach and celebrate kindness and respect more	914	10%

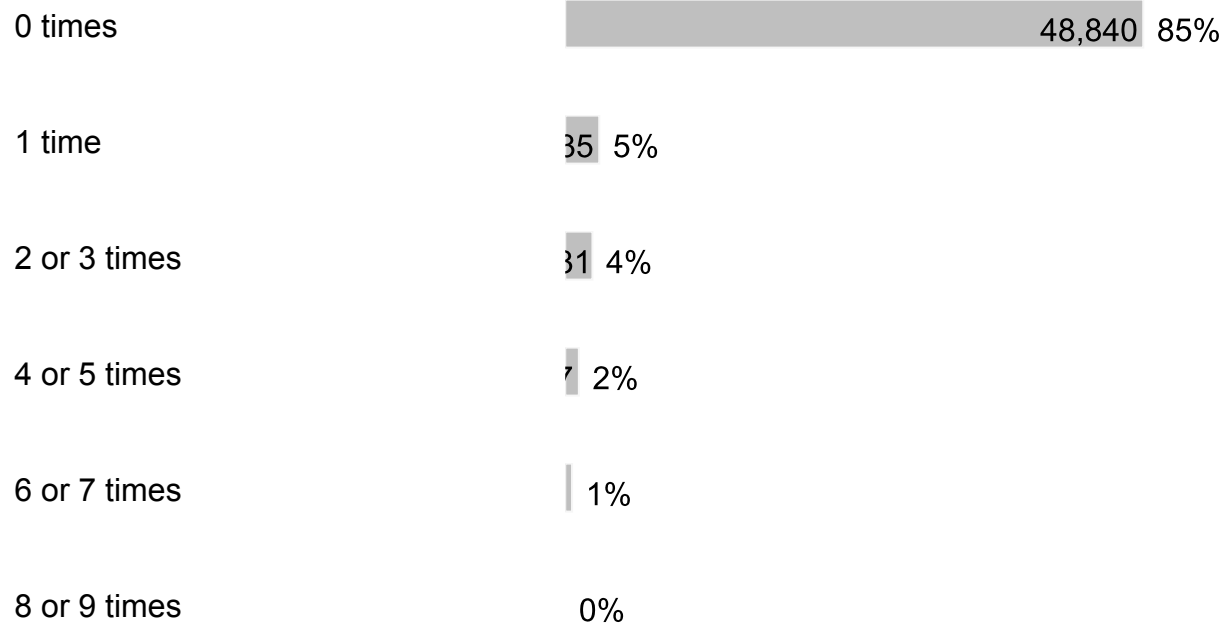
57163 respondents

13. During the past 30 days, how many days did you carry a weapon such as a gun, knife or club on school property?



57163 respondents

14. During the past 30 days, how many times have you been threatened by another student at school?



10 or 11 times 0%

12 or more times 0 3%

57163 respondents

15. During the past 12 months, how many times were you in a physical fight on school property?

0 times 50,727 89%

1 time 20 5%

2 or 3 times 9 3%

4 or 5 times 1 1%

6 or 7 times 1 1%

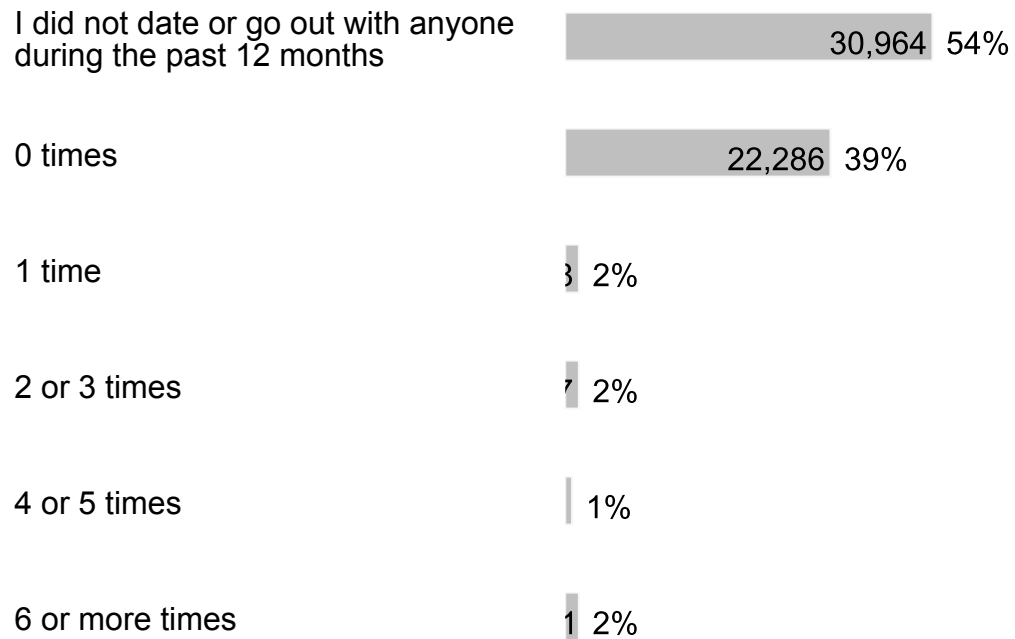
8 or 9 times 1 1%

10 or 11 times 0%

12 or more times 1 1%

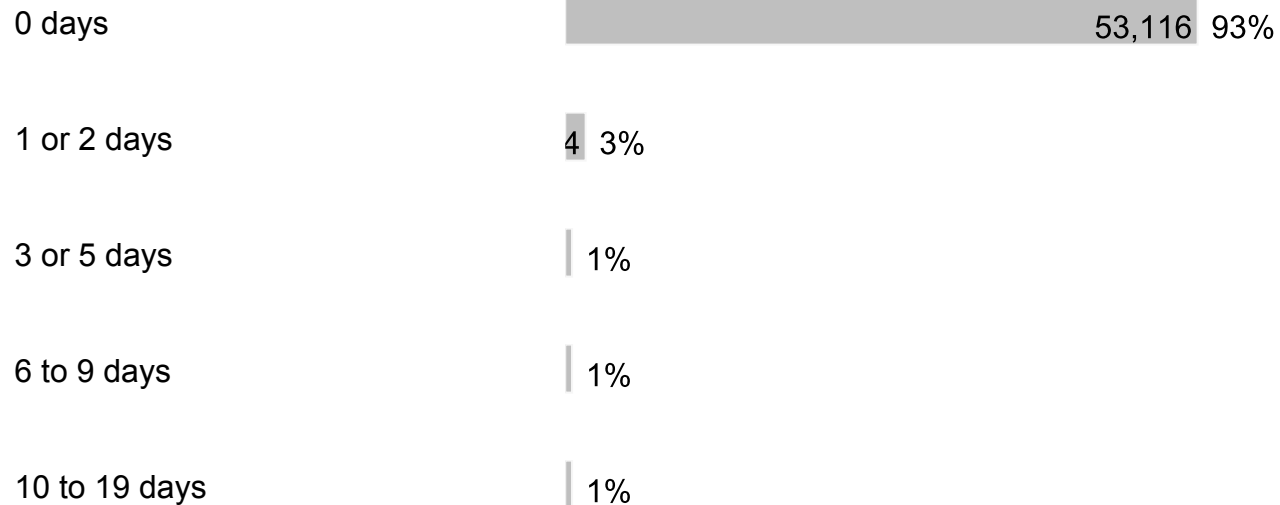
56916 respondents

16. During the past 12 months, how many times did someone you were dating or going out with physically hurt you on purpose? (Count such things as being hit, slammed into something or injured with an object or weapon.)



57163 respondents

17. During the past 30 days, how many days did you have at least one drink of alcohol? (Alcohol includes drinking beer, wine, flavored alcoholic beverages and liquor such as rum, gin, vodka, whiskey, etc.) For the purpose of this question, drinking alcohol does not include drinking a few sips of wine for religious purposes.



20 to 29 days 0%

All 30 days 1%

57163 respondents

18. During the past 30 days, how many days did you use an electronic vapor product? (Electronic vapor products include JUUL, SMOK, Suorin, Vuse, blu e-cigarettes, vapes, vape pens, e-cigars, e-hookahs, hookah pens, mods, etc.)

0 days 54,159 95%

1 or 2 days 1%

3 or 5 days 1%

6 to 9 days 1%

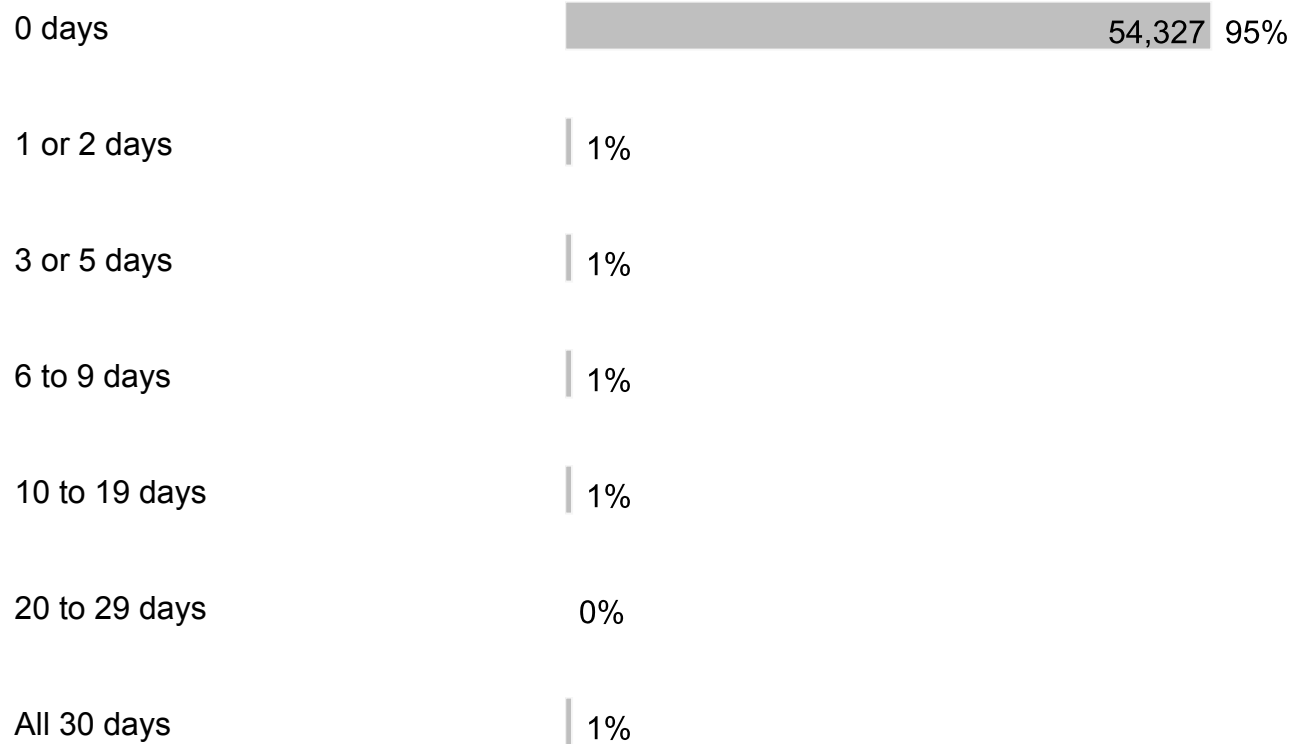
10 to 19 days 1%

20 to 29 days 0%

All 30 days 1%

57163 respondents

19. During the past 30 days, how many days did you use marijuana (also called pot or weed)? Do not count CBD-only or hemp products, which come from the same plant as marijuana, but do not cause a high when used alone.



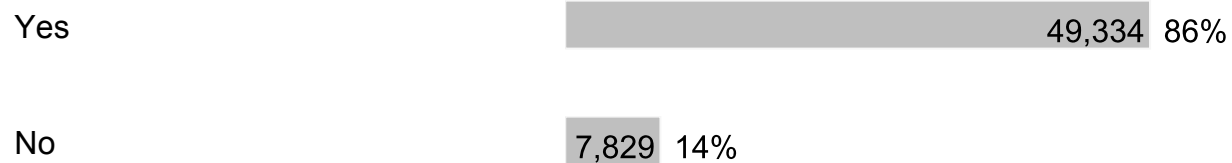
57163 respondents

20. During the school year, I participated in alcohol, other drug or tobacco prevention activities or lessons.



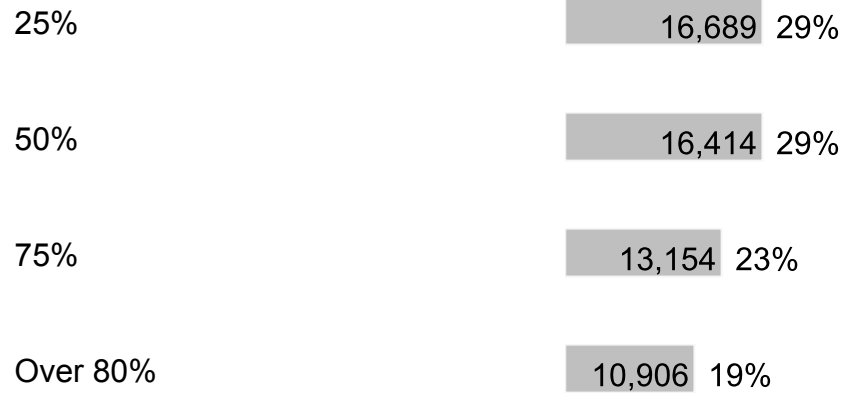
57163 respondents

21. I believe drinking alcohol is bad for your brain.



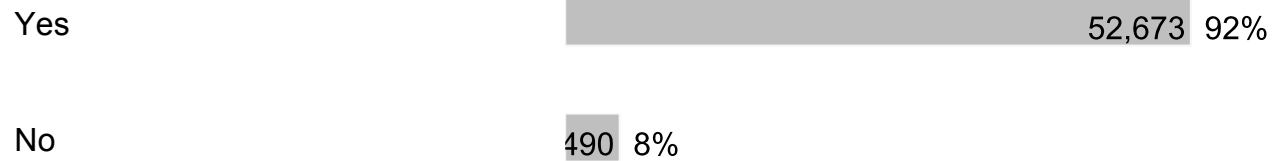
57163 respondents

22. In your opinion, what percentage of Broward County students in grades 6 - 12 choose not to drink alcohol?



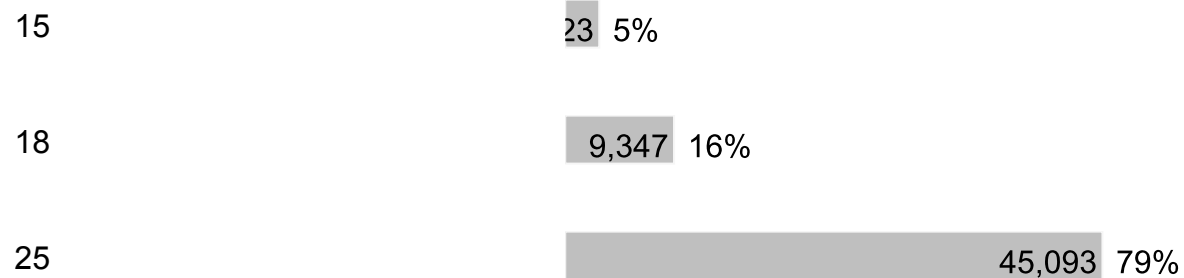
57163 respondents

23. I believe using drugs are bad for your health.



57163 respondents

24. At what age is a human brain fully developed?



57163 respondents

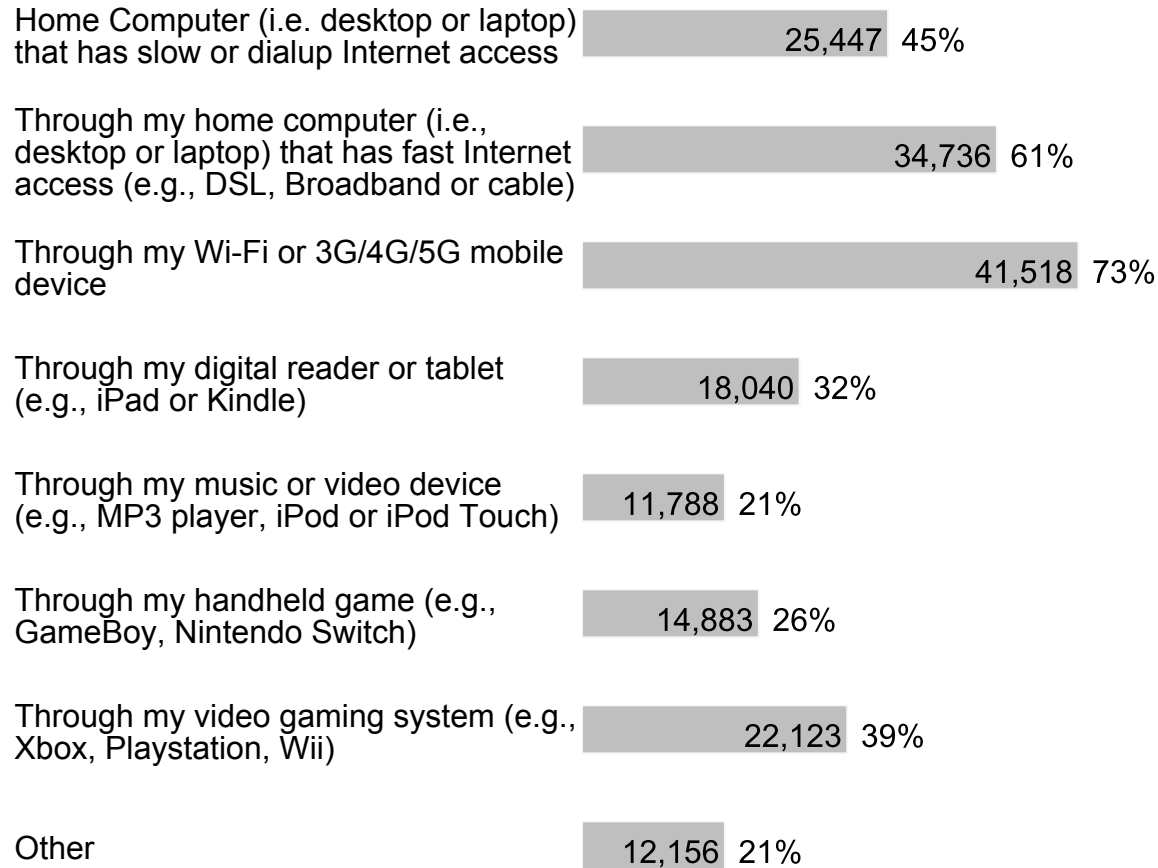
25. My school is clean and well-maintained.

Strongly Agree	424	8%
Agree	11,319	20%
Neutral	21,654	38%
Disagree	10,488	18%
Strongly Disagree	9,278	16%

57163 respondents

D. Section 3

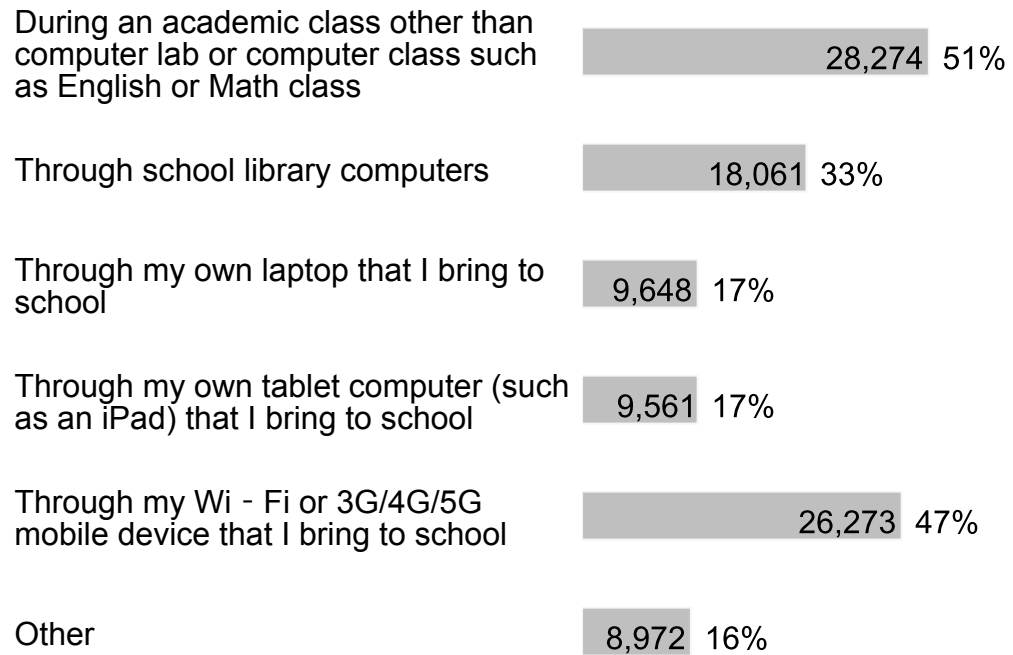
1. During a typical week, I have access to the internet at home in the following ways (check all that apply):



56659 respondents

2. During a typical school day, I have access to the internet at school in the following ways (check all that apply):





55572 respondents

E. Section 4

1. My school provides sufficient material resources (books, supplies, technology, etc.) to meet my needs.

Strongly Agree	10,185	18%
Agree	23,405	41%
Neutral	18,849	33%
Disagree	7	4%
Strongly Disagree	4	3%
56730 respondents		

2. I would recommend my school to my friends.

Strongly Agree	8,645	15%
Agree	15,584	27%
Neutral	21,265	37%
Disagree	,899	10%
Strongly Disagree	322	9%
56715 respondents		

F. Section 5

1. If I have a problem, I know who I can go to for help.

Strongly Agree	11,628	21%
Agree	21,642	38%
Neutral	17,570	31%
Disagree	69	6%
Strongly Disagree	13	4%

56692 respondents

2. In my school, students treat adults with respect.

Strongly Agree	323	9%
Agree	11,694	21%
Neutral	25,328	45%
Disagree	8,577	15%
Strongly Disagree	5,701	10%

56623 respondents

3. In my school, adults treat students with respect.

Strongly Agree	7,591	13%
Agree	16,717	30%
Neutral	23,423	41%
Disagree	039	9%
Strongly Disagree	341	7%
56611 respondents		

4. In my school, students treat each other with respect.

Strongly Agree	610	8%
Agree	10,605	19%
Neutral	26,463	47%
Disagree	8,180	14%
Strongly Disagree	6,748	12%
56606 respondents		

5. My school provides me the support that I need.

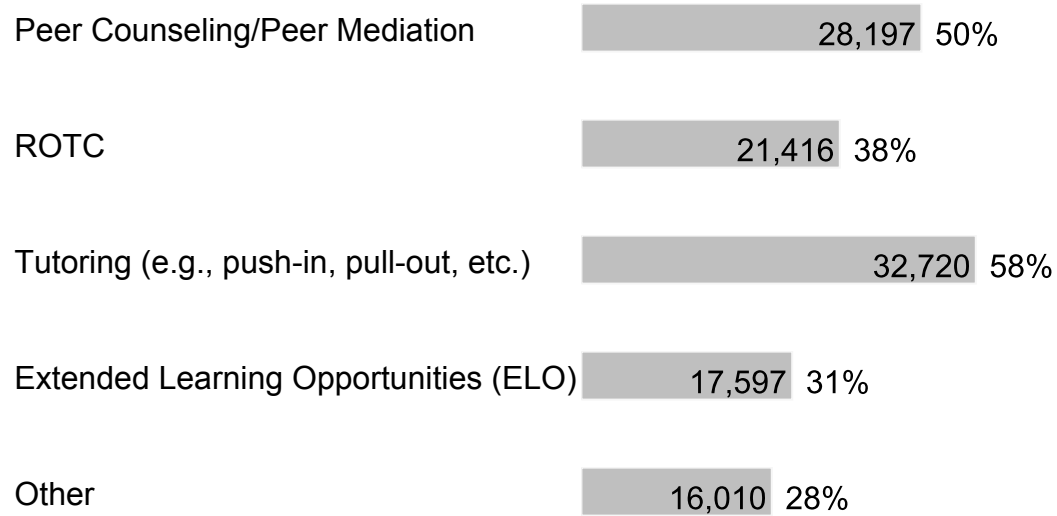
Strongly Agree	7,460	13%
----------------	-------	-----

Agree	19,253	34%
Neutral	23,347	41%
Disagree	90	6%
Strongly Disagree	37	5%

56337 respondents

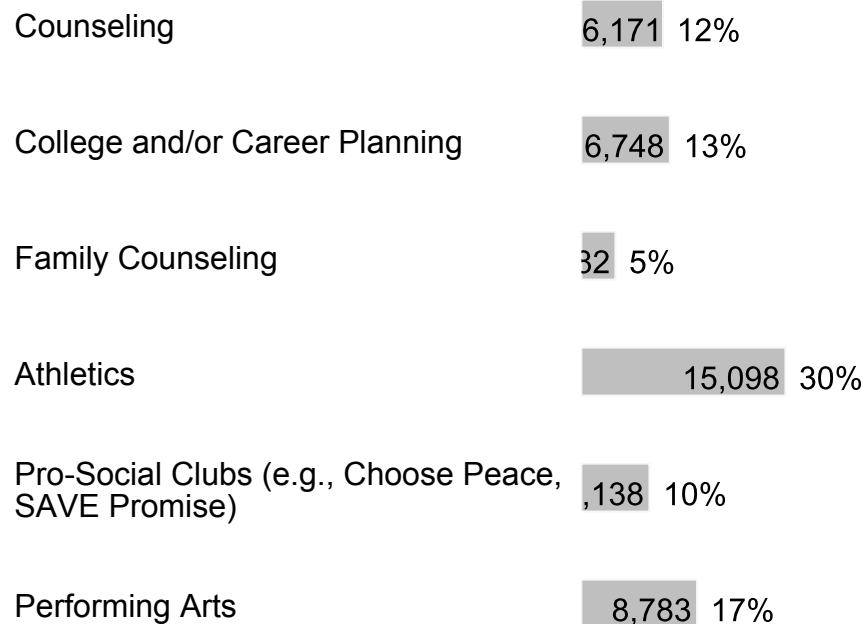
6. At my school, the following programs/services are available (check all that apply):

Counseling	40,254	72%
College and/or Career Planning	28,259	50%
Family Counseling	16,400	29%
Athletics	40,033	71%
Pro-Social Clubs (e.g., Choose Peace, SAVE Promise)	23,720	42%
Performing Arts	31,086	55%
Mentoring	19,802	35%
Academic/Social Clubs (e.g., SGA, Debate, NHS, First Priority, etc.)	32,338	58%



56234 respondents

7. At my school, I participate in the following programs/services (check all that apply):



Mentoring	5,370	7%
Academic/Social Clubs (e.g., SGA, Debate, NHS, First Priority, etc.)	10,416	21%
Peer Counseling/Peer Mediation	5,822	10%
ROTC	3,592	7%
Tutoring (e.g., push-in, pull-out, etc.)	6,871	14%
Extended Learning Opportunities (ELO)	2,334	5%
Other	18,564	37%

50,680 respondents

8. These are the programs/services at my school that I value most or would value if they were available at my school (check all that apply):

Counseling	9,895	19%
College and/or Career Planning	11,160	22%
Family Counseling	5,695	11%
Athletics	16,176	31%

Pro-Social Clubs (e.g., Choose Peace, SAVE Promise)	6,677	13%
Performing Arts	10,158	20%
Mentoring	5,820	11%
Academic/Social Clubs (e.g., SGA, Debate, NHS, First Priority, etc.)	9,041	17%
Peer Counseling/Peer Mediation	6,490	13%
ROTC	,964	10%
Tutoring (e.g., push-in, pull-out, etc.)	8,470	16%
Extended Learning Opportunities (ELO)	,179	10%
Other	20,875	40%

51812 respondents

9. I am friends with other students at this school.

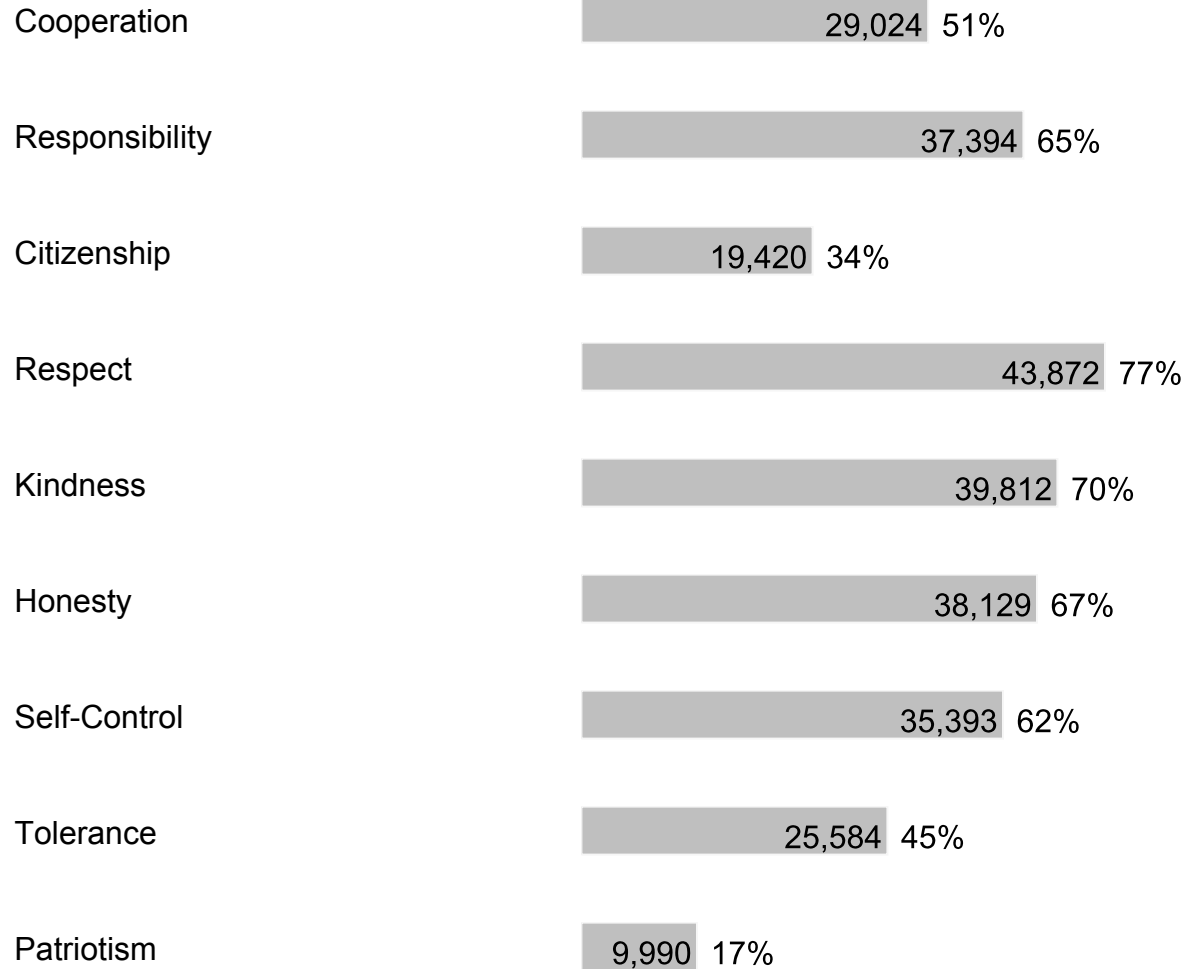
Strongly Agree	22,645	40%
Agree	21,910	38%
Neutral	10,344	18%

Disagree 2%

Strongly Disagree 2%

57163 respondents

10. Which character traits do you value the most in yourself and others? (check all that apply)



57163 respondents

11. I receive acknowledgement and/or praise for my strengths or accomplishments by adults at my school.

Strongly Agree	8,516	15%
Agree	18,814	33%
Neutral	23,296	41%
Disagree	1,745	7%
Strongly Disagree	331	4%

56702 respondents

12. I enjoy eating food prepared by the cafeteria.

Strongly Agree	69	7%
Agree	7,846	14%
Neutral	24,268	42%
Disagree	8,657	15%
Strongly Disagree	12,223	21%

57163 respondents

G. Section 6

1. In my school, a high-quality education is offered.

Strongly Agree	8,161	14%
Agree	19,814	35%
Neutral	23,329	41%
Disagree	73	5%
Strongly Disagree	9	4%
56756 respondents		

2. My school provides me with challenging curriculum, uses a variety of teaching methods and learning experiences to develop the skills I need to succeed.

Strongly Agree	8,985	16%
Agree	21,211	37%
Neutral	22,170	39%
Disagree	7	4%
Strongly Disagree	4	3%
56657 respondents		

3. My school motivates me to set academic goals and learn new things.

Strongly Agree	8,330	15%
Agree	19,262	34%

Neutral	22,383	40%
Disagree	791	7%
Strongly Disagree	50	5%
56616 respondents		

4. My teachers use tests, projects, presentations, and portfolios to assess my understanding of what was taught.

Strongly Agree	11,591	20%
Agree	23,058	41%
Neutral	16,886	30%
Disagree	4	3%
Strongly Disagree	5	2%
N/A	17	4%
56681 respondents		

5. My school prepares me for success in the next school year.

Strongly Agree	10,088	18%
Agree	22,444	40%
Neutral	20,187	36%
Disagree	19	4%
Strongly Disagree	6	3%
56654 respondents		

6. Lessons and materials in our school prepare us to be effective users of media and technology.

Strongly Agree	7,906	14%
Agree	20,506	36%
Neutral	23,325	41%
Disagree	58	5%
Strongly Disagree	3	4%
56518 respondents		

7. In class, students spend considerable amounts of time actively engaged in learning (such as solving problems, discussing ideas, creating their own work, reading, writing, speaking and researching).

Strongly Agree	7,345	13%
Agree	18,713	33%
Neutral	24,453	43%
Disagree	76	6%
Strongly Disagree	0	4%
56597 respondents		

8. My teachers effectively engage students in the classroom and encourage creative thinking.

Strongly Agree	7,581	13%
Agree	20,186	36%
Neutral	23,895	42%
Disagree	32	5%
Strongly Disagree	4	4%

56568 respondents

9. There are few distractions during class.

Strongly Agree	9,145	16%
Agree	14,981	26%
Neutral	23,111	41%
Disagree	,564	10%
Strongly Disagree	344	7%

56645 respondents

10. Students are encouraged to work in groups regularly.

Strongly Agree	,865	10%
Agree	16,026	28%
Neutral	27,071	48%
Disagree	182	9%
Strongly Disagree	0	4%

56574 respondents

11. Teachers are generally fair when it comes to grading student work.

Strongly Agree	7,575	13%
Agree	18,669	33%
Neutral	23,399	41%
Disagree	350	7%

Strongly Disagree 11 5%
56604 respondents

12. I give class presentations or share my work with classmates.

Strongly Agree 6,704 12%
Agree 18,049 32%
Neutral 24,778 44%
Disagree 435 8%
Strongly Disagree 47 5%
56613 respondents

13. I work on assignments that challenge me and/or take more than one class period to complete.

Strongly Agree 10,242 18%
Agree 21,871 39%
Neutral 20,924 37%
Disagree 1 3%
Strongly Disagree 6 3%
56554 respondents

14. I complete meaningful homework to review what I learned in class and/or prepare for the next day's lesson.

Strongly Agree 8,045 14%
Agree 19,989 35%
Neutral 23,444 41%

Disagree 34 5%

Strongly Disagree 15 4%

56527 respondents

15. I receive feedback about my work that helps me better understand what I'm learning.

Strongly Agree 7,348 13%

Agree 18,991 34%

Neutral 23,781 42%

Disagree 130 7%

Strongly Disagree 12 4%

56512 respondents

16. I am provided opportunities to correct or improve my work.

Strongly Agree 8,112 14%

Agree 20,914 37%

Neutral 22,307 39%

Disagree 25 5%

Strongly Disagree 13 4%

56541 respondents

17. I am provided opportunities to participate in class discussions and activities.

Strongly Agree 8,681 15%

Agree 23,505 42%

Neutral	21,415	38%
Disagree	0	3%
Strongly Disagree	5	3%
56476 respondents		

18. My teachers explain their expectations so I can be successful.

Strongly Agree	9,012	16%
Agree	22,075	39%
Neutral	21,664	38%
Disagree	4	4%
Strongly Disagree	6	3%
56541 respondents		

19. My teachers provide me with information about how well I am doing in school.

Strongly Agree	7,797	14%
Agree	19,939	35%
Neutral	23,491	42%
Disagree	04	6%
Strongly Disagree	4	4%
56505 respondents		

20. Teachers regularly post information online or send home a newsletter.

Strongly Agree	7,013	12%
----------------	-------	-----

Agree	16,468	29%
Neutral	25,559	45%
Disagree	808	9%
Strongly Disagree	77	5%
56525 respondents		

21. My teachers keep my family informed of my academic progress.

Strongly Agree	7,476	13%
Agree	16,550	29%
Neutral	25,194	45%
Disagree	704	8%
Strongly Disagree	30	5%
56554 respondents		

22. My school considers students' opinions when changing rules/policies and planning ways to improve the school.

Strongly Agree	,726	10%
Agree	13,457	24%
Neutral	25,760	46%
Disagree	,884	10%
Strongly Disagree	,669	10%
56496 respondents		

23. My school shares information about school success with my community.

Strongly Agree	6,707	12%
Agree	16,891	30%
Neutral	26,554	47%
Disagree	304	7%
Strongly Disagree	46	5%
56502 respondents		

24. Our school uses different ways to communicate what is happening to parents and students.

Strongly Agree	7,421	13%
Agree	19,997	35%
Neutral	24,522	43%
Disagree	30	4%
Strongly Disagree	13	4%
56463 respondents		

25. My school focuses on Customer Service (greeting with a smile and responding to questions and concerns within one business day).

Strongly Agree	6,664	12%
Agree	15,533	27%
Neutral	26,772	47%
Disagree	167	7%
Strongly Disagree	38	6%

56574 respondents

H. Section 7

1. What else would you like to tell us about your school?

Free form text answers are available in the exported CSV report



Custom Survey

1 survey(s) 57163 response(s)
157 school(s) included

Appendix

Schools

- Broward County Public Schools
- Colbert Elementary Magnet School
- Lloyd Estates Elementary School
- Coconut Palm Elementary School
- Larkdale Elementary School
- Plantation Elementary School
- Welleby Elementary School
- Endeavour Primary Learning Center
- Driftwood Middle School
- Pompano Beach Elementary School
- Nova Middle School
- Fairway Elementary School
- Lanier-James Education Center
- Pine Ridge Education Center
- College Academy at Broward College
- Westglades Middle School
- Coral Cove Elementary School
- Mary M. Bethune Elementary School
- Charles Drew Elementary Magnet School
- Northeast High School
- Banyan Elementary School
- Hollywood Hills Elementary School
- Stoneman Douglas High School
- Palmview Elementary School
- Floranada Elementary School
- Sunset Lakes Elementary School
- Deerfield Beach Elementary School
- Orange Brook Elementary School
- Dave Thomas Education Center
- Piper High School
- Coral Springs Middle School

Apollo Middle School
Wingate Oaks Center
Pompano Beach High School
Crystal Lake Middle School
Sandpiper Elementary School
Plantation Middle School
Boulevard Heights Elementary School
Monarch High School
Country Hills Elementary School
Cypress Elementary School
Atlantic Technical College & Technical High School
Broadview Elementary School
James S. Hunt Elementary School
Watkins Elementary School
Nob Hill Elementary School
Ramblewood Middle School
Coconut Creek High School
South Plantation High School
Sheridan Technical High School
Coral Glades High School
Pompano Beach Middle School
Ramblewood Elementary School
Stirling Elementary School
Nova Dwight D. Eisenhower Elementary School
Miramar Elementary School
Western High School
Plantation High School
Plantation Park Elementary School
Driftwood Elementary School
Cypress Bay High School
Indian Ridge Middle School
Attucks Middle School
Rickards Middle School
Whiddon-Rogers Education Center
Atlantic West Elementary School
Hollywood Central Elementary School
Silver Lakes Elementary School
North Side Elementary School
Margate Middle School
Horizon Elementary School
Sawgrass Elementary School
Davie Elementary School
Meadowbrook Elementary School

Bair Middle School
Nova High School
Glades Middle School
Coral Springs High School
Walter C. Young Middle School
South Broward High School
Seagull Alternative High School
Cypress Run Education Center
Indian Trace Elementary School
Griffin Elementary School
New Renaissance Middle School
William T. McFatter Technical College
Pinewood Elementary School
Silver Lakes Middle School
Lyons Creek Middle School
McNab Elementary School
Riverside Elementary School
Millennium 6-12 Collegiate Academy
Cooper City High School
Margate Elementary School
Riverglades Elementary School
New River Middle School
Martin Luther King Elementary School
J. P. Taravella High School
William Dandy Middle School
Nova Blanche Forman Elementary School
West Hollywood Elementary School
McNicol Middle School
Bennett Elementary School
Lauderdale Lakes Middle School
Cross Creek School
Robert C. Markham Elementary School
Henry D. Perry Educational Center
Deerfield Park Elementary School
McArthur High School
Pioneer Middle School
Flamingo Elementary School
Whispering Pines School
Charles W. Flanagan High School
Fort Lauderdale High School
Blanche Ely High School
Bright Horizons School
Sawgrass Springs Middle School

Stranahan High School
Bayview Elementary School
Cooper City Elementary School
Olsen Middle School
Seminole Middle School
Manatee Bay Elementary School
Hollywood Hills High School
Royal Palm Elementary School
Deerfield Beach Middle School
Parkway Middle School of the Arts
Everglades Elementary School
Boyd H. Anderson High School
Gulfstream Academy of Hallandale Beach
Coconut Creek Elementary School
Lauderhill 6-12
Broward Virtual Education
Mirror Lake Elementary School
Deerfield Beach High School
Dillard Elementary School
Sheridan Hills Elementary School
Challenger Elementary School
Hallandale All Magnet High School
Falcon Cove Middle School
Westwood Heights Elementary School
Tequesta Trace Middle School
Miramar High School
Annabel C. Perry Elementary School
Sunrise Middle School
Westpine Middle School
Pines Middle School
Forest Glen Middle School
Everglades High School
Forest Hills Elementary School
Quiet Waters Elementary School
Dillard High School
Lauderhill Paul Turner Elementary School
Coral Springs Elementary School
Silver Trail Middle School
West Broward High School
Beachside Montessori Village Elementary