



Schoolwide Positive Behavior Plan (SPBP)
Broward County Public Schools



SY 2025 – 2026

School Name:	Westpine Middle School
School Number:	2052

Please refer to the SPBP Canvas Resource page to access video tutorials, guidance, and resources for completing the 2025-2026 SPBP template.

CRITICAL ELEMENT # 1: Active Team with Administrative Participation

1A. Integrated MTSS School-Leadership Team Members

Title	First and Last Name	Title	First and Last Name
1. Administrator	Laurinna Balog	7. Security Specialist/ Campus Monitor	Jimmy Rougier
2. Point of Contact	Jennifer Roberts	8. Social Worker	Dr. Elizabeth Edwards
3. BTU Representative	Elgin Calloway	9. School Nurse	Jenny Zambrano
4. Parent/Community Representative	Ana Valentin	10. Attendance Manager	Saudia Cahua
5. Student Representative	Saamiyah Ramroop	11. Life Skills & Wellness Liaison	Geneveve Barnes
6. School Counselor	Carla Gillespie	12. Resiliency Liaison	Jennifer Roberts

*Optional Team Member(s): Family Therapist, Grade Level/Content Area Representatives, Clerical, Custodial, Food/Nutrition

1B. Schedule of quarterly team meetings.

Meeting Objectives:

1. Progress monitor the action steps indicated in Critical Element #9.
2. Collect & analyze student outcome data using the 4 Step Problem Solving Process.

Quarter	PBIS Data Meeting Dates	PBIS Data Meeting Times		Faculty and Staff Data Communication/Presentation Dates
1 st	10/17/2025	8:00am		10/20/2025
2 nd	1/16/2026	8:00am		1/19/2026
3 rd	3/20/2026	8:00am		3/31/2026
4 th	4/24/2026	8:00am		4/27/2026

CRITICAL ELEMENT # 2: Faculty & Stakeholder Commitment

2. Team communication/presentation of new SPBP to staff and stakeholders

Action Steps:	Dates
Present the 2025-26 SPBP to staff (<i>prior to April 30, 2025</i>)	4/29/2025
Hold a <i>faculty</i> vote on the new SPBP (<i>prior to April 30, 2025</i>)	4/29/2025
Provide training to faculty and staff (<i>prior to September 30, 2025</i>)	8/6/2024
Present the 2025-26 SPBP to family and community stakeholders (<i>prior to September 30, 2025</i>)	8/8/2025

CRITICAL ELEMENT # 3: Data Collection and Analysis

3A. Core Effectiveness: Use current 2024-2025 school year behavior data as listed in Focus.

- (a) Review your referral data YTD in Focus – Discipline Reports – *Students with Referrals*.
- (b) Complete the yellow highlighted cells.
- (c) Auto-calculate the “% of Total Population” by clicking on each “!Zero Divide” in the cells and pressing “Fn + F9”.
- (d) Determine if the core is effective in all three areas.

TOTAL Population:	735	% of Total Population	Core Effectiveness	
# Referrals:	# of Students:			
I. 0 - 1 referrals		87	Are your 0 – 1 referral > 80%?	<input checked="" type="checkbox"/> Yes <input type="checkbox"/> No
II. 2 - 5 referrals (at risk students)	73	9.9	Are your 2 - 5 referrals <15%?	<input checked="" type="checkbox"/> Yes <input type="checkbox"/> No
III. > 5 referrals (high-risk students)	21	2.9	Are your >5 referrals <5%?	<input checked="" type="checkbox"/> Yes <input type="checkbox"/> No

3B. Core Effectiveness Action Steps:

If you answered “Yes” to I, II, and III above, then your core is effective. Based upon table 8A, is your core effective?	<input checked="" type="checkbox"/> Yes <input type="checkbox"/> No
Answer either (a) or (b):	
(a) If your core is effective, then identify action steps your school leadership team should continue to take for early identification of at risk or high-risk students.	
(b) If you answered “No” to at least one of the items above (I, II, or III) then indicate the supports and interventions and action steps your school leadership team will implement <i>at the beginning</i> of the next school year to improve core strength:	
Core Effectiveness Action Steps: <i>(3-4 detailed steps)</i>	
<ol style="list-style-type: none"> 1. A small number (e.g. 3-5) of positively & clearly stated student expectations or rules are defined. 2. Expected student behaviors are taught directly. 3. Expected student behaviors are rewarded regularly. 4. Patterns of student problem behavior are reported to teams and faculty for active decision-making on a regular basis. <p>(e.g. monthly)</p>	

3C. Disproportionality is often measured with the relative risk statistic calculation (Relative Risk Ratio = RRR), a measure that indicates the probability of a certain event (e.g., referrals) for one subgroup when compared to all other subgroups.

Relative Risk Ratio calculations are coming soon with the Focus Data System migration.

3D. Disproportionality Action Steps:

What activities/initiatives/programs will your school leadership team implement to prevent disproportionate discipline outcomes within sub group populations (race, SWD, ELL)?	
Disproportionality Action Steps: <i>(3-4 detailed steps)</i>	
<ol style="list-style-type: none"> 1. Leadership team will identify at-risk students within sub-group and refer to RtI 2. Leadership team will provide RISE mentors to at-risk students within sub-groups 3. Create Parent/Family events to build relationships 4. WMS Kids of Character Reward System – guidance will identify students at risk who are following school/classroom rules, and they will be rewarded 	

CRITICAL ELEMENT # 4: Schoolwide Expectations & Location-based Rules

- 4A.** Top five behavior incidents: **Use current 2024-2025 school year behavior data** as listed in Focus.
- Review your referral data YTD in Focus – Discipline – Category Breakdown – *Highest Discipline Code*.
 - Complete the chart by identifying the top five behavior incidents and the number of incidents for each type.
 - Complete the yellow highlighted cells.
 - Auto-calculate the total # of referrals by clicking on “0” and pressing “Fn + F9” together.

Top 5 Behavior Incidents Current Year 2024-2025	# Incidents
1. Disobedience	98
2. Disruptive/Unruly Play	51
3. Unruly/Disruptive Behavior	42
4. Fight/Minor Altercation	32
5. Defiance of Authority Hab	29
TOTAL	252

- 4B.** School-wide expectations are 3 – 5 positive characteristics (*not behaviors*) that counteract the top school-wide misbehaviors in section 3A. ALL people on campus are expected to model these expectations.

Schoolwide Expectations
1. Respect each other.
2. Invest in ourselves.
3. Stay safe.
4. Effectively communicate.
5.

- 4C.** Top three school-wide locations: **Use current 2024-2025 school year behavior data** as listed in Focus.
- Review your referral data YTD in Focus – Discipline – Category Breakdown – *Location*.
 - Complete the chart by identifying the top three schoolwide locations, excluding classroom and the number of incidents for each location.

Top 3 Locations, excluding Classroom:	
School Location(s)	# Incidents
1. Hallway	75
2. Restroom	36
3. Cafeteria	31

4D. Expectations and Rules Chart for common areas of school campus:
 This chart is posted in all classrooms and used to teach students during behavior lessons.

Schoolwide Expectations and Location-based Rules				Completed by each teacher:
Schoolwide EXPECTATIONS	Hallway Rules	Cafeteria Rules	Restroom Rules	Classroom Rules
Respect yourself and each other	Keep hands and feet to yourself Click here to type hallway rules.	Clean up after yourself Click here to type cafeteria rules.	Keep hands and feet to yourself Click here to type location rules.	
Invest in ourselves	Go directly to your destination Arrive to class before the bell rings	Stay in assigned area Click here to type cafeteria rules.	Follow directions the first time given Click here to type location rules.	
Stay Safe	Walk to your class Walk on the right side of the hallway	Remain seated Sit with your feet and legs under the table	Keep hands and feet to yourself Click here to type location rules.	
Effectively Communicate	Follow adult directives Click here to type hallway rules.	Raise your hand to get the attention of an attendant/adult Follow directions the first time they are given	Wear your ID badge Click here to type location rules.	
Click here to type your Expectation	Click here to select hallway rules OR Click here to type hallway rules.	Click here to select cafeteria rules OR Click here to type cafeteria rules.	Click here to select location rules OR Click here to type location rules.	

CRITICAL ELEMENT #5: Teaching Behavior

5A. At least one lesson plan for **each** schoolwide expectation above is distributed to instructional staff during pre-planning week and are maintained in the SPBP Binder.

Dates when the schoolwide expectations lesson plans are taught by instructional staff and noted in lesson plans:			
	Date(s)	Time:	Location(s):
Start of School Year	8/5/2025	9:30am	Media Center
After Winter Break	1/9/2026	8:00am	Media Center
After Spring Break	4/3/2026	8:00am	Media Center

5B. At least one Rules Lesson Plan for **each** common location is distributed to instructional staff during pre-planning. This is aligned to the **Schoolwide Expectation/Location-based Rules** chart in section 4D. Location-based rules should be taught and reinforced in the context of the location in the beginning of the year, after long breaks, and throughout the year as necessary.

Dates when the rules lesson plans for common locations are taught by instructional staff and noted in lesson plans:			
Common Location	Hallway Rules	Cafeteria Rules	Select location
Lesson Plan Dates			
Start of School Year	8/12/2025	8/12/2025	8/12/2025
After Winter Break	1/12/2026	1/12/2026	1/12/2026
After Spring Break	4/6/2026	4/6/2026	4/6/2026

5C. Prevention programs and other schoolwide student support initiatives can be used to proactively teach positive behavior and prosocial skills. Use this chart to plan for how you will use District supported programs and initiatives to promote positive behavior on campus.


Program/Initiative	Plan Details			
	When will it be taught?	Who will teach it?	How will it be implemented? <i>2-3 sentences</i>	How will it be monitored for effectiveness?
Choose Peace/Stop Violence Click to enter "other"	Beginning of the year	Mrs. Barnes and Peer counselors	Students in peer counseling classes will design presentations. Student groups will visit study hall classes to teach objectives	
Resiliency Curriculum Click to enter "other"	Throughout year	Mrs. Roberts facilitates, and study hall teachers teach objectives	Study hall teachers will be trained on the curriculum. Teachers will implement lessons during their study hall classes.	

CRITICAL ELEMENT # 6: Recognition Programs

6A. The schoolwide recognition system focuses on reinforcing schoolwide expectations OR a specific location where referrals often occur. The recognition should be used to encourage, acknowledge, and reinforce students to exhibit positive behaviors.

Identified Schoolwide Expectation OR Specific Location: [Click here to enter Expectation OR Location](#)

4 Step Problem Solving Process	Plan Details
<p>1. Problem Identification: Review your behavior data to identify one school-wide problem. What problem did you identify? <i>(use numerical data)</i></p>	<p>Data used: ODRs – Classroom-related incidents (275 events)</p> <p>Problem Identification Statement: Students do not adhere to classroom rules. It is identified as the number one referral for misbehaviors.</p>
<p>2. Problem Analysis: Why do you think this problem is occurring? What is your goal? <i>(create a SMART goal statement with numerical data)</i></p>	<p>Hypothesis: Classroom rules are not being identified and followed-up as necessary. Students do not find value in following classroom rules and expectations.</p> <p>SMART Goal Statement: By April, 2026, we will reduce the number of suspensions in the classroom setting by 15%. (Fewer than 234 events)</p>
<p>3. Intervention Design: Describe how you will implement a positive reward program/system to decrease this problem.</p>	<p>Type of Program/System: Lottery</p> <p>Description of Program/System: Students earn panther paw tickets from their teachers by demonstrating desired behaviors. Students can turn in Panther Paws tickets, and a winner will be selected to get rewards throughout the school year. Therefore, any student who follows classroom rules can earn Panther Paws tickets toward a chance at a reward.</p>
<p>4. Evaluation: A. Implementation fidelity</p>	<p>How will you monitor the fidelity (consistency and effectiveness) of the staff's implementation of the reward program/system? We will monitor it through a team of teacher-leaders to track the progress of the reward program. At every quarterly meeting, the PBIS team will address the effectiveness of the program to the staff. Rewards will be given to those teachers who give out the most Panther Paws tickets.</p>
<p>B. Student outcome monitoring <i>(use numerical data)</i></p>	<p>How will you know if the reward program/system is positively impacting students? What measurable data will you use to determine "success"? The PBIS committee will know that the reward program is positively impacting students through comparisons from current and previous years' referral data. A decrease in the number of classroom ODRs.</p>

6B. *Character Education* is an educational and award program utilized to teach and recognize students who display positive character traits each month. Please refer to the BCPS website for lesson plans, videos and additional resources to support this recognition program at your school. 

Monthly Character Traits	Plan Details
	How will you recognize <i>Kids of Character</i> each month? <i>(2-3 sentences)</i>

1. September: Cooperation
2. October: Responsibility
3. November: Citizenship
4. December: Kindness
5. January: Respect
6. February: Honesty
7. March: Self-Control
8. April: Tolerance

Each month, teachers are asked to nominate individual students based on the month's character trait. The winners will receive a Panther Cub Award during a monthly awards assembly, where parents are invited to attend.

CRITICAL ELEMENT #7: Effective Discipline Procedures

You can choose to use the flow chart below or create your own. This flow chart is posted in all classrooms and used to teach students during behavior lessons.



Utilize Tier 1 PBIS strategies to prevent misbehaviors.

- Tier 1 Strategies include, but are not limited to:
- Effective classroom structure
 - Precorrection
 - Preferential seating/seat change
 - Remove distractions
 - Personal schedule/organization
 - Reteach expectations and rules
 - Redirection
 - Prompts, cues, and reminders
 - Think time/cool down area
 - Consistent reward system
 - Modify academic assignments
 - Provide choices

If you observe misbehavior, intervene.

Is it a Staff Managed or Office Managed Misbehavior?

Redirect/prompt (verbal or gestural)
Review class rules/teach expected behavior

Did the behavior improve?

Positively reinforce change in behavior

Apply minor consequence(s):
Private student conference
Discussion
Proximity control
Encouragement
Gentle verbal reprimand

Did the behavior improve?

Positively reinforce change in behavior

Apply moderate consequence(s):
Positive Practice
Time Out/Owed
Loss of privilege
Family contact

Staff Managed Misbehaviors	Office Managed Misbehaviors
Note: The behaviors provided are examples, not an exhausted list of misbehaviors.	
Inappropriate language <ul style="list-style-type: none"> • name calling • use of profanity 	Inappropriate language <ul style="list-style-type: none"> • racial slurs or taunting • profanity directed at a staff member
Disrespect <ul style="list-style-type: none"> • talking back • physical gestures 	Harassment <ul style="list-style-type: none"> • bullying • threat or intimidation
Defiance <ul style="list-style-type: none"> • work refusal • head down on desk/sleeping • not following directions 	Defiance <ul style="list-style-type: none"> • leaving classroom, assigned area, or school grounds without permission • forgery/plagiarism
Disruptive <ul style="list-style-type: none"> • tattling/false information • talking out of turn • calling out distracting others 	Disruptive <ul style="list-style-type: none"> • inciting others to disrupt teacher • chronic classroom disruption: more than 3 times within 30 minutes
Physical Contact <ul style="list-style-type: none"> • touching others, pushing/shoving (no injuries) • mutual horseplay 	Physical Contact <ul style="list-style-type: none"> • touching others (hitting, kicking, biting) with intent to do harm • petty theft
Violation of classroom or location-specific rules	Violation of the Code of Student Conduct

Staff:
Submit an office discipline referral (ODR) using report style writing (non-judgmental, observable, and measurable language)

Administrator:
Review, investigate and apply consequence according to policy
Contact family to communicate incident and consequence
Follow up with teacher/feedback/support




Crisis Events:
In need of immediate assistance
Potentially unsafe environment
Suspicion of criminal behavior
Contact front office/administration immediately

CRITICAL ELEMENT # 8: Classroom Management Systems

8A. Evidence-based Tier 1 classroom management system:

Which evidence-based system(s) are you using?	Provide 3-4 measurable and observable action steps the team will take to help educators improve their classroom management system. <i>(3-4 detailed steps)</i>
<input checked="" type="checkbox"/> CHAMPS <input checked="" type="checkbox"/> Positive Behavior Interventions and Supports and the Classroom https://fl-pda.org/#/category/26 <input type="checkbox"/> Other: Click here to enter name of system.	<ul style="list-style-type: none"> By the end of the 1st quarter, 90% of teachers will research and implement strategies from CHAMPS resources https://www.browardschools.com/Page/33682 By the end of the 1st quarter, the PBIS team will instruct 90% of teachers on how to register and enroll in self-directed PD opportunity https://www.pbisrewards.com/training/ or https://fl-pla.org/#/category/26

8B. The administration reviews and analyzes the fidelity of staff implementation of Tier 1 classroom management systems **across teachers** using:

<input type="checkbox"/> CHAMPs 7 Up Checklist 
<input type="checkbox"/> Classroom Snapshot (Classroom Management Assessment) 
<input checked="" type="checkbox"/> PBIS Classroom Assistance Tool (CAT) 
<input type="checkbox"/> Other <i>(specify)</i> :

8C. Percentage of classroom referrals: **Use current 2024-2025 school year behavior data** as listed in Focus.

(a) Review your classroom data YTD in Focus – Discipline – Category Breakdown – Location.

(b) Complete the yellow highlighted cells.

(c) Auto-calculate the % of referrals in the classroom by clicking on “!Zero Divide” in the next cell and pressing “Fn + F9” together.

Total number of discipline referrals from classrooms :	275
Total number of <i>other</i> school-wide discipline referrals (not including classrooms):	225
% of referrals in the classroom:	55%
Do more than 40% of your referrals come from the classroom?	<input checked="" type="checkbox"/> Yes <input type="checkbox"/> No

If >40% of discipline referrals come from the classroom, it suggests Tier 1 classroom management implementation may need to be strengthened school wide.

Critical Elements # 9: SPBP Implementation Planning

RED Font = Action Steps for all schools in Broward County

GREY Font = Best Practices for all schools in Broward County

TEAL Font = Resources available at <https://browardschools.instructure.com/enroll/PWF673>

Implementation Action Plan	
Month	Action Steps
	<input checked="" type="checkbox"/> check off Action Step when completed
Current	<input checked="" type="checkbox"/> Create an SPBP binder or portfolio to retain (for 2 years) hard copies of: your SPBPs, Action Plans, staff PBIS professional development attendance, stakeholder training attendance, quarterly meeting agendas, quarterly staff behavior presentations, voting attendance and outcome, Expectations lesson plans and Rules lesson plans
Pre-Planning	<input type="checkbox"/> Print up your SPBP and Feedback form BCPS Central <input type="checkbox"/> Provide SPBP presentation to all staff during Pre-Planning <input type="checkbox"/> Disseminate the current SPBP (hard copy or electronically) to all staff and stakeholders <input type="checkbox"/> Market and post School-wide Expectations and Location-specific Rules <input type="checkbox"/> Identify your district PBIS Specialist (Contact amber.jennings@browardschools.com for more information if you are unsure) <input type="checkbox"/> Ensure schedule of quarterly meeting dates for entire year as indicated in the SPBP (indicated in yellow)
August 1 st Quarter Team Meeting	<input type="checkbox"/> Determine any needed team training, such as: 4 Step Problem Solving Process series, PBIS 10 Critical Elements, Data Collection, etc. <input type="checkbox"/> Review previous year's SPBP and feedback form; make necessary modifications <input type="checkbox"/> Review previous year's data (Use Tier 1 Agenda and Quarter Big 5 Data template on PBIS Canvas page) <input type="checkbox"/> Verify and implement teaching schedule for Expectations and Rules behavior lesson plans <input type="checkbox"/> Implement the Reward System for all students as indicated in the SPBP <input type="checkbox"/> Ensure the Discipline Flow Chart is distributed to all staff and is being used as written <input type="checkbox"/> Present implementation data, behavior data, team activities and SPBP progress to entire staff <input type="checkbox"/> Ensure all teachers are using an evidence-based classroom management plan, such as CHAMPS <input type="checkbox"/> Confirm next quarterly PBIS team meeting date and time
September	<input type="checkbox"/> Provide SPBP stakeholder presentation by September 30 th <input type="checkbox"/> Ensure instructional staff know how to document Tier 1 Supplemental Strategies for behavior <input type="checkbox"/> Check for staff and teacher understanding of PBIS - provide "PBIS 101" training as a resource Brainshark available at: http://www.brainshark.com/browardschools/PBIS101
October 2 nd Quarter Team Meeting	<input type="checkbox"/> Review previous quarter's data. (Use Tier 1 Agenda and Quarter Big 5 Data template on PBIS Canvas page) <input type="checkbox"/> Present implementation data, behavior data, team activities, and SPBP progress to entire staff <input type="checkbox"/> Ensure Core Effectiveness Action Steps are being implemented as written <input type="checkbox"/> Complete Quarterly Big 5 Data Template and submit to your PBIS Administrator <input type="checkbox"/> Confirm next quarterly PBIS team meeting date and time
November	<input type="checkbox"/> Review/revise lesson plans as indicated by previous quarter behavior data <input type="checkbox"/> Ensure that the Student Outcome Monitoring Action Steps are being implemented as written
January 3 rd Quarter Team Meeting	<input type="checkbox"/> Staff to re-teach Expectations and Rules after winter break <input type="checkbox"/> Review previous quarter's data. (Use Tier 1 Agenda and Quarter Big 5 Data template on PBIS Canvas page) <input type="checkbox"/> Present implementation data, behavior data, team activities, and SPBP progress to entire staff <input type="checkbox"/> Complete Quarterly Big 5 Data Template and submit to your PBIS Administrator <input type="checkbox"/> Confirm next quarterly PBIS team meeting date and time
February	<input type="checkbox"/> Check on recently hired staff for PBIS understanding - provide "PBIS 101" Brainshark resource <input type="checkbox"/> Utilize the Stakeholder SPBP Forms Survey to solicit input for planning next year's SPBP (optional)
March 4 th Quarter Team Meeting	<input type="checkbox"/> Ensure progress towards completion and submission of next year's SPBP <input type="checkbox"/> Staff to re-teach Expectations and Rules after spring break <input type="checkbox"/> Review previous quarter's data. (Use Tier 1 Agenda and Quarter Big 5 Data template on PBIS Canvas page) <input type="checkbox"/> Present implementation data, behavior data, team activities, and SPBP progress to entire staff <input type="checkbox"/> Complete Quarterly Big 5 Data Template and submit to your PBIS Administrator
April	<input type="checkbox"/> Provide staff presentation and faculty vote on new SPBP for next year <input type="checkbox"/> Submit your SPBP in BCPS Central by April 30 th . Use this new SPBP in the next school year <input type="checkbox"/> Continue implementing your current SPBP through the end of the current school year

CRITICAL ELEMENT # 10: Evaluation

10A. Staff Implementation of the Schoolwide Positive Behavior Plan: review goals, evaluate implementation, and create 2 action steps to review in quarterly PBIS meetings.

“Are staff implementing the SPBP with fidelity? If not, how will you address this area?”

STAFF Implementation Monitoring		
Staff Implementation Goal	Quarterly Team Review: Implemented with fidelity?	If you answered No , enter 2 action steps your school will take to move towards this goal by the next PBIS meeting.
100% of hallways, front office, cafeteria, and other public areas all have school-wide expectations and location-specific rules posted.	<input type="checkbox"/> Yes <input checked="" type="checkbox"/> No	By 10/17/2025, 1. Print posters for public areas with location-specific rules 2. Post posters in all public areas
100% of instructional staff has delivered expectations and rules lesson plans as written and when indicated.	<input type="checkbox"/> Yes <input checked="" type="checkbox"/> No	By 10/17/2025, 1. Present and teach instructional staff expectations and rules lesson plans 2. Instructional staff delivers expectations and rules lesson plans
100% of staff members are oriented to the Discipline Flow Chart. It is used consistently by 100% instructional staff, behavioral support, and administrators.	<input type="checkbox"/> Yes <input checked="" type="checkbox"/> No	By 10/17/2025, 1. Present and teach staff members Discipline Flow Chart. 2. All staff use Discipline Flow Chart consistently
A recognition system is implemented by 100% staff for <i>all</i> students.	<input type="checkbox"/> Yes <input checked="" type="checkbox"/> No	By 10/17/2025, 1. Present and teach staff members Panther Paws Reward System 2. All staff use Panther Paws to reward expected behaviors consistently


10B. The SPBP is successful in positively impacting **students**: review behavior data and create a SMART goal. Evaluate implementation and create action steps to review in quarterly PBIS meeting.

“If staff are implementing the SPBP consistently and effectively, is it positively impacting students? How will you know?”

SMART Criteria:

S	Specific	Concrete, detailed, focused, and well defined. Results-focused and action-orientated.
M	Measurable	The measurement sources (data) are defined numerically in order to track progress towards the objective.
A	Attainable	Objectives are achievable in the near future to maintain motivation.
R	Realistic	Staff have the resources to achieve the objective- time, personnel, materials, etc.
T	Time-bound	Agreed-on time frames create the necessary urgency and prompt action.

STUDENT Outcome Monitoring		
Student Outcome Data	Complete the SMART goal to determine “successful” student outcomes <i>(use numerical data)</i>	List 2 action steps your team will take to ensure this goal is monitored and meets or exceeds the SMART goal.
Classroom Referrals <i>Choose one ODR area of focus</i>	By June 3, 2026, disobedience will indicate a 10% decrease, as measured by Office Discipline Referrals (ODRs) in Focus.	1. PBIS team reviews behavior data for disobedience classroom behaviors 2. Collaborative decision-making is used to respond to data findings

SPBP Submission
<ol style="list-style-type: none"> Upload completed SPBP (as PDF) into BCPS Central in the School Improvement Plan.  Complete PBIS Point of Contact form. 