

BCPS STUDENT (Grades 6-12) CUSTOMER SURVEY 2025

run on 09/11/2025



surveys



BCPS STUDENT (Grades 6-12) CUSTOMER SURVEY 2025

run on 09/11/2025

Custom Survey

1 survey(s) 1458 response(s)

Report Filters

School:
N/A

Race:
N/A

Grade:
N/A

Gender:
N/A

Ethnicity:
N/A

Tag:
N/A

BCPS STUDENT (Grades 6-12) CUSTOMER SURVEY 2025

Demographics

Number of Responses | Percentages of Total Responses

1. Gender

Male 750 52%

Female 667 46%

Prefer not to answer 4 2%

1451 respondents

2. Race

American Indian or Alaska Native 1 1%

Asian 1 1%

Black or African American 961 67%

Native Hawaiian or Other Pacific Islander 1 1%

White 149 10%

Multiracial 122 9%

Other 149 10%

1425 respondents

3. Ethnicity

Hispanic 279 24%

Non-Hispanic or Latino 634 55%

Prefer not to answer 250 21%

1163 respondents

4. Grade

Grade 6 0%

Grade 7 0%

Grade 8 0%

Grade 9 449 31%

Grade 10 412 28%

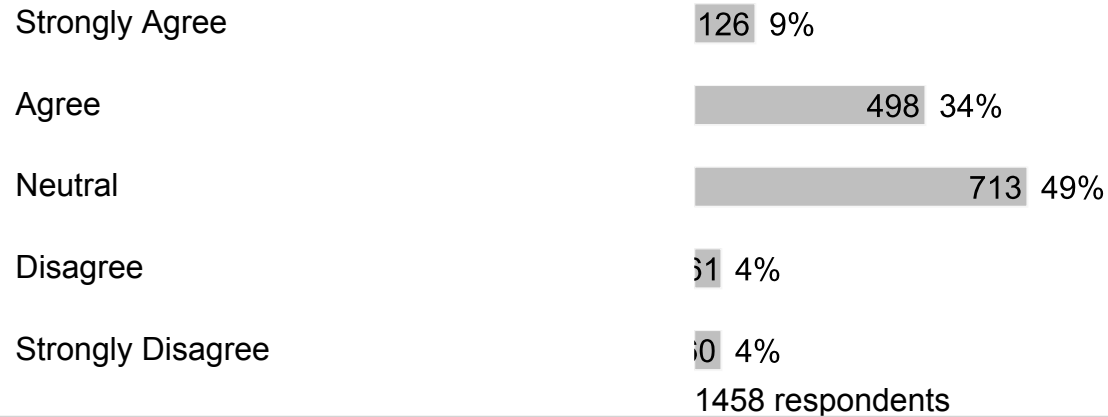
Grade 11 359 25%

Grade 12 231 16%


1458 respondents

C. Section 2

1. I feel safe at my school.



2. I feel safe getting to and from my school.



3. *Note: Remember, this survey is anonymous, please report any bullying concerns to a trusted adult at your school. The next 10 questions ask about bullying. Bullying is when 1 or more students tease, threaten, spread rumors about, hit, shove, or hurt another student over and over again. It is not bullying when 2 students of about the same strength or power argue, fight or tease each other in a friendly way. During the past 12 months, have you ever been bullied on school property?

Yes	160	11%
-----	-----	-----

No 1,298 89%

1458 respondents

4. The primary location on school property where I was bullied during the last 12 months was:

On the school bus 1%

In the classroom 4%

In the cafeteria 1%

In the hallway 2%

In the restroom 1%

Other school area 1%

Does not apply to me 1,305 90%

1448 respondents

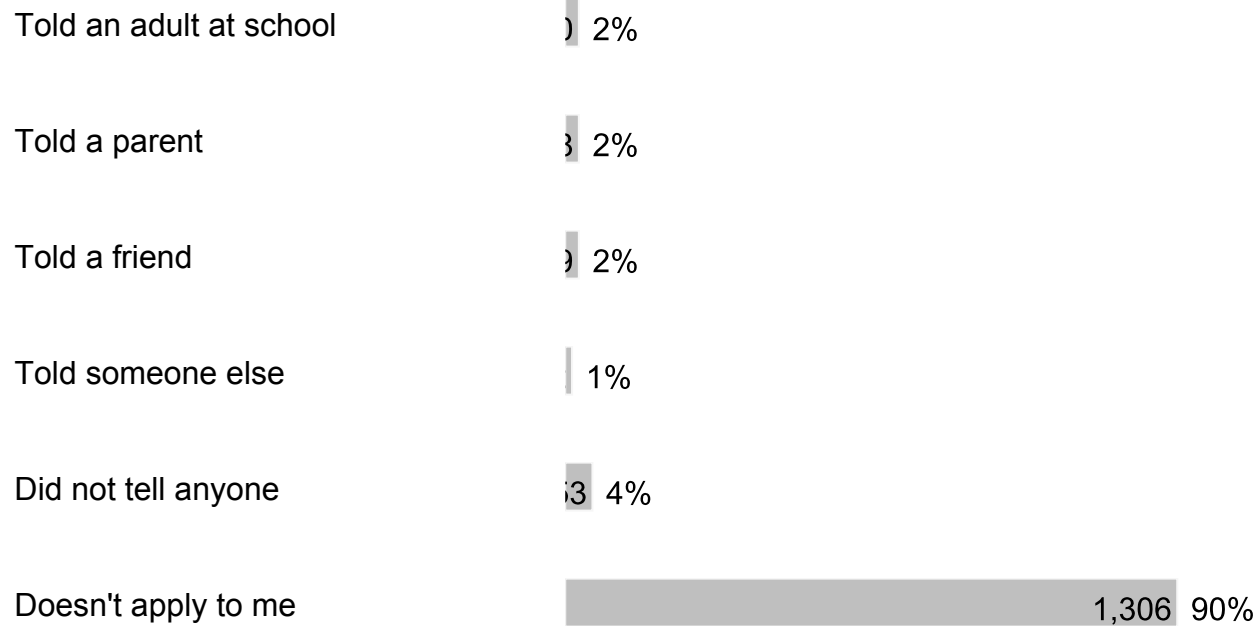
5. During the past 12 months, have you ever been electronically bullied? (Count being bullied through texting, Instagram, TikTok, Snapchat or other social media.)

Yes 78 5%

No 1,380 95%

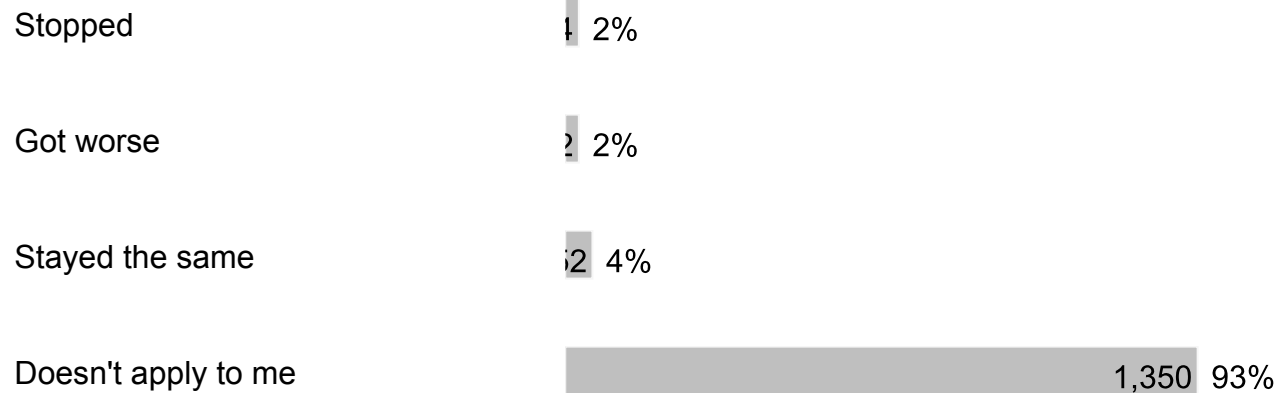
1458 respondents

6. After I was bullied, I:



1458 respondents

7. After I told an adult at school about being bullied, the bullying:



1458 respondents

8. A teacher or another adult at school taught our class about what bullying is this school year.

Yes 862 59%

No 596 41%

1458 respondents

9. I think bullying is wrong.

Strongly Agree 686 47%

Agree 434 30%

Neutral 279 19%

Disagree 2 2%

Strongly Disagree 7 3%

1458 respondents

10. I know different ways to intervene or help if bullying were occurring or going to occur.

Strongly Agree 273 19%

Agree 571 39%

Neutral 536 37%


Disagree 5 3%

Strongly Disagree 3 2%

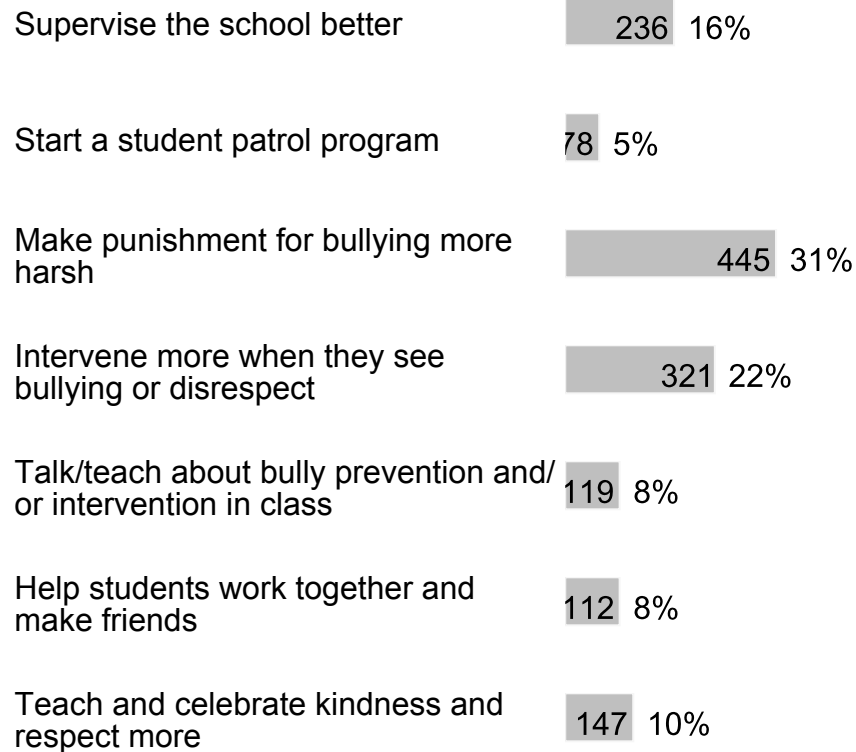
1458 respondents

11. I would intervene or help if another student was being bullied.

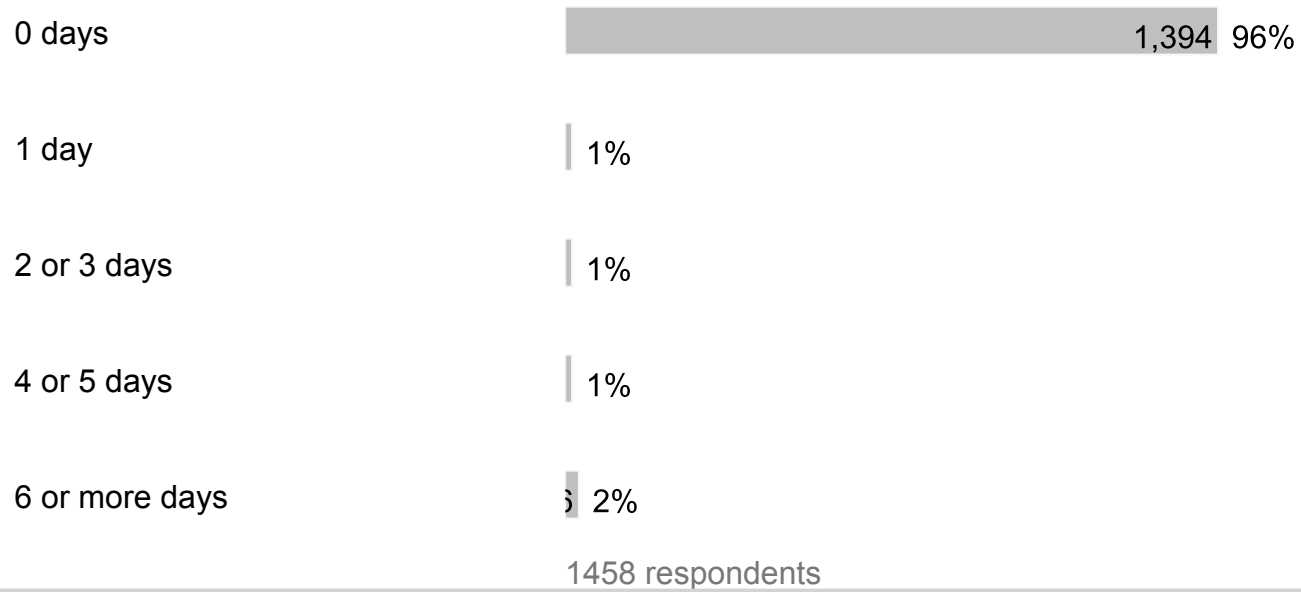
Strongly Agree 245 17%



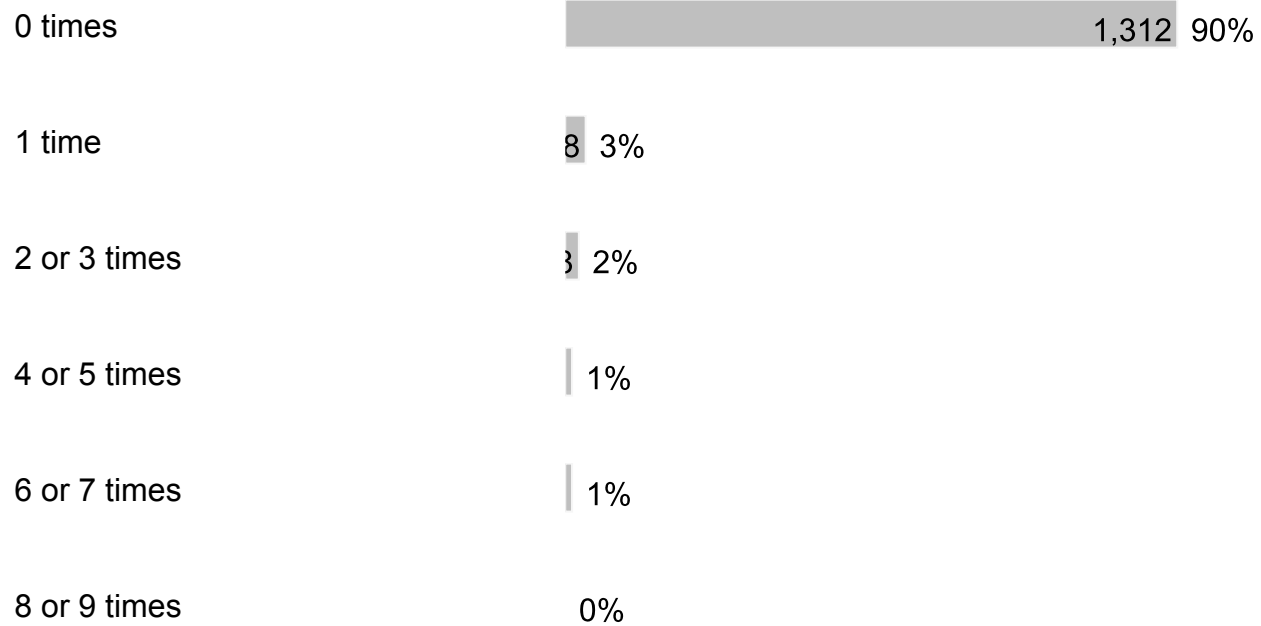
12. What can adults do to help stop bullying at school?



13. During the past 30 days, how many days did you carry a weapon such as a gun, knife or club on school property?



14. During the past 30 days, how many times have you been threatened by another student at school?



10 or 11 times 0%

12 or more times 1 2%

1458 respondents

15. During the past 12 months, how many times were you in a physical fight on school property?

0 times 1,358 93%

1 time 1 2%

2 or 3 times 1 1%

4 or 5 times 1 1%

6 or 7 times 1 1%

8 or 9 times 0%

10 or 11 times 0%

12 or more times 1 1%

1453 respondents

16. During the past 12 months, how many times did someone you were dating or going out with physically hurt you on purpose? (Count such things as being hit, slammed into something or injured with an object or weapon.)

I did not date or go out with anyone during the past 12 months 775 53%

0 times 580 40%

1 time 2 2%

2 or 3 times 2 2%

4 or 5 times 1 1%

6 or more times 2 2%

1458 respondents

17. During the past 30 days, how many days did you have at least one drink of alcohol? (Alcohol includes drinking beer, wine, flavored alcoholic beverages and liquor such as rum, gin, vodka, whiskey, etc.) For the purpose of this question, drinking alcohol does not include drinking a few sips of wine for religious purposes.

0 days 1,351 93%

1 or 2 days 2 4%

3 or 5 days 1 1%

6 to 9 days 1 1%

10 to 19 days 1 1%

20 to 29 days 0%

All 30 days 1%

1458 respondents

18. During the past 30 days, how many days did you use an electronic vapor product? (Electronic vapor products include JUUL, SMOK, Suorin, Vuse, blu e-cigarettes, vapes, vape pens, e-cigars, e-hookahs, hookah pens, mods, etc.)

0 days 1,373 94%

1 or 2 days 1%

3 or 5 days 1%

6 to 9 days 1%

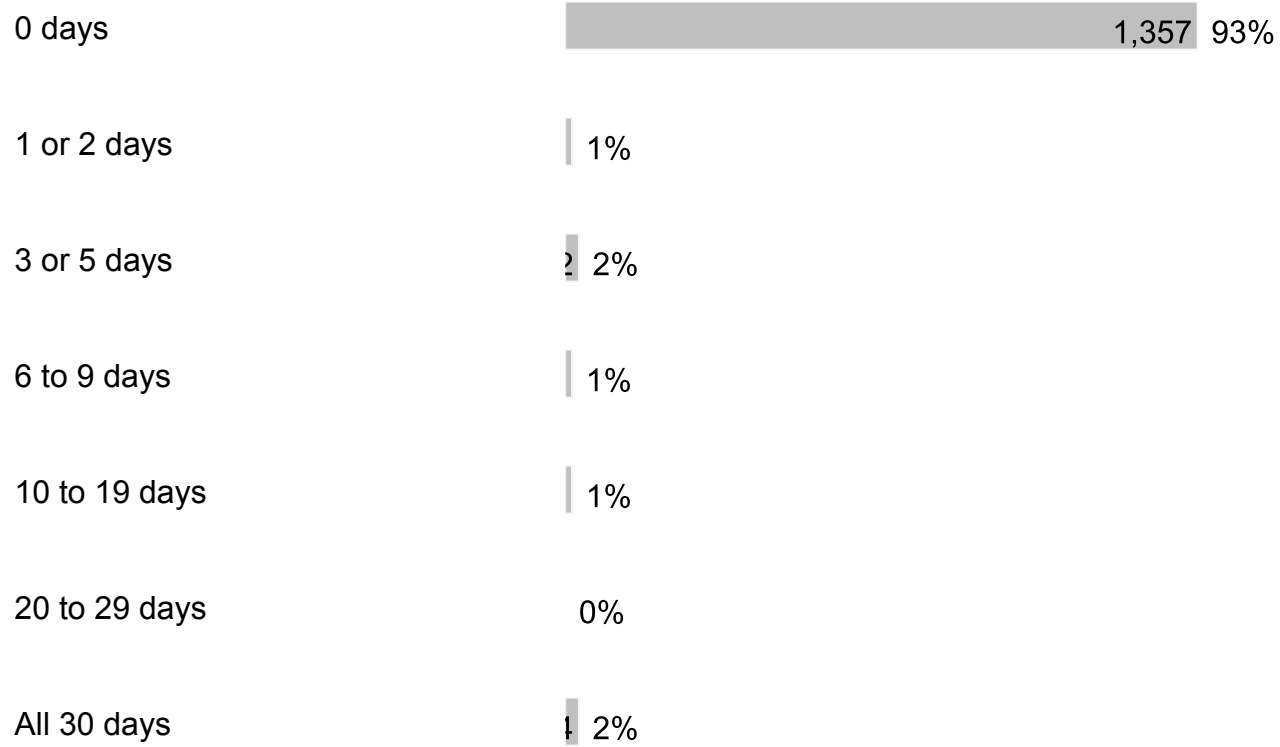
10 to 19 days 1%

20 to 29 days 0%

All 30 days 1%

1458 respondents

19. During the past 30 days, how many days did you use marijuana (also called pot or weed)? Do not count CBD-only or hemp products, which come from the same plant as marijuana, but do not cause a high when used alone.




1458 respondents

20. During the school year, I participated in alcohol, other drug or tobacco prevention activities or lessons.




1458 respondents

21. I believe drinking alcohol is bad for your brain.



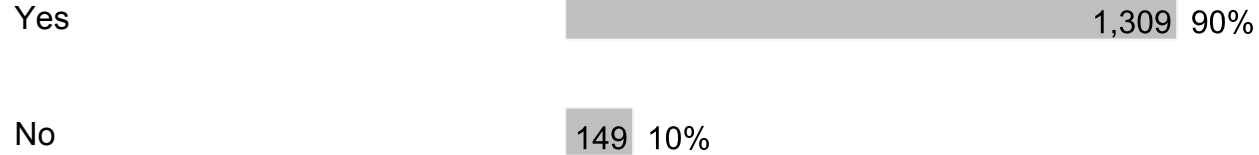
1458 respondents

22. In your opinion, what percentage of Broward County students in grades 6 - 12 choose not to drink alcohol?



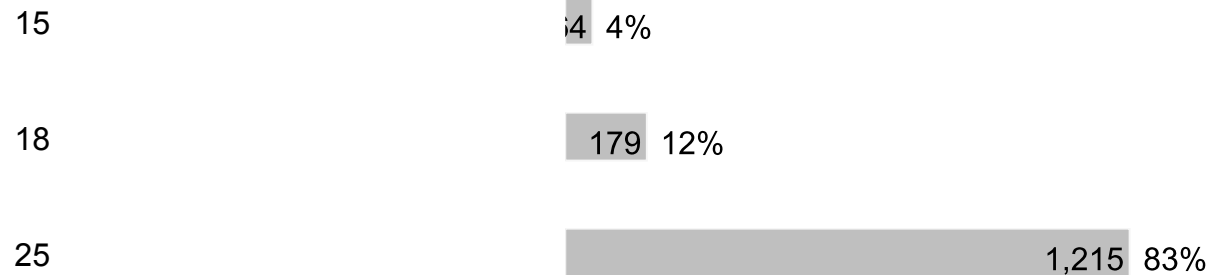
1458 respondents

23. I believe using drugs are bad for your health.




1458 respondents

24. At what age is a human brain fully developed?



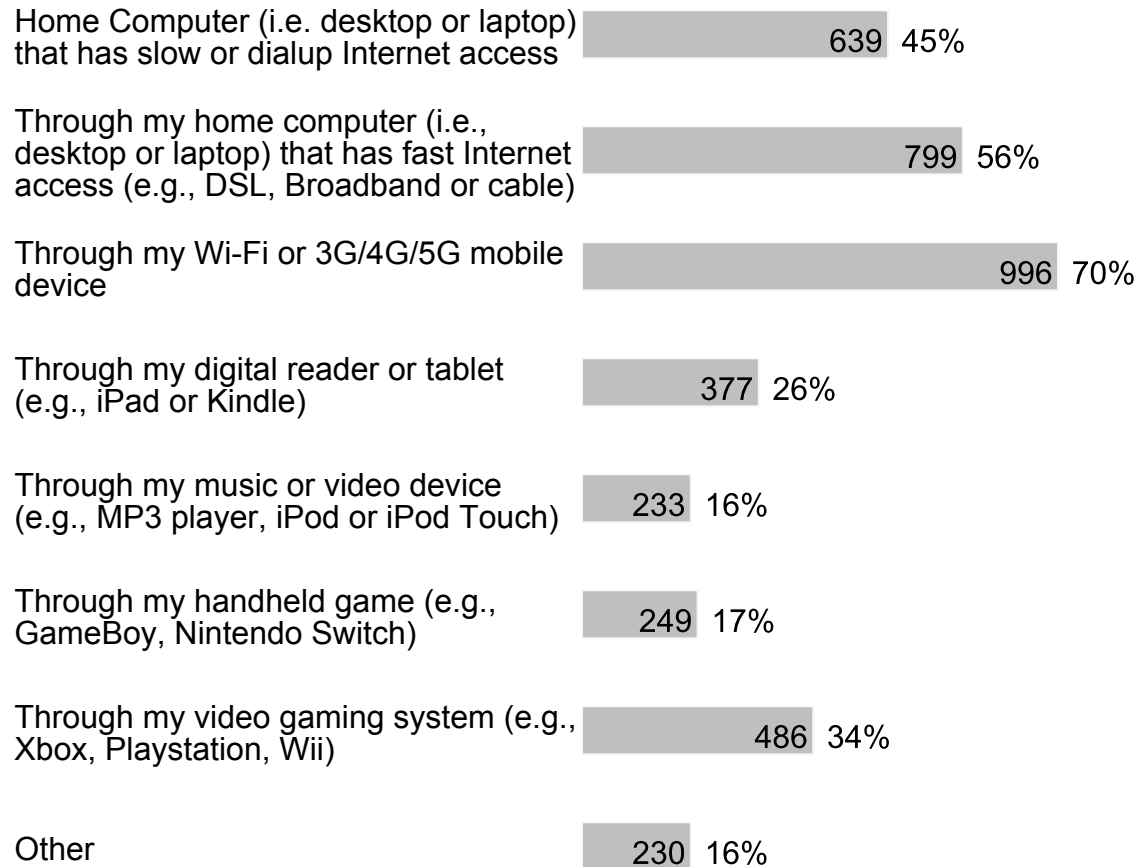
1458 respondents

25. My school is clean and well-maintained.



D. Section 3

1. During a typical week, I have access to the internet at home in the following ways (check all that apply):



1433 respondents

2. During a typical school day, I have access to the internet at school in the following ways (check all that apply):



During an academic class other than computer lab or computer class such as English or Math class 603 43%

Through school library computers 284 20%

Through my own laptop that I bring to school 227 16%

Through my own tablet computer (such as an iPad) that I bring to school 293 21%

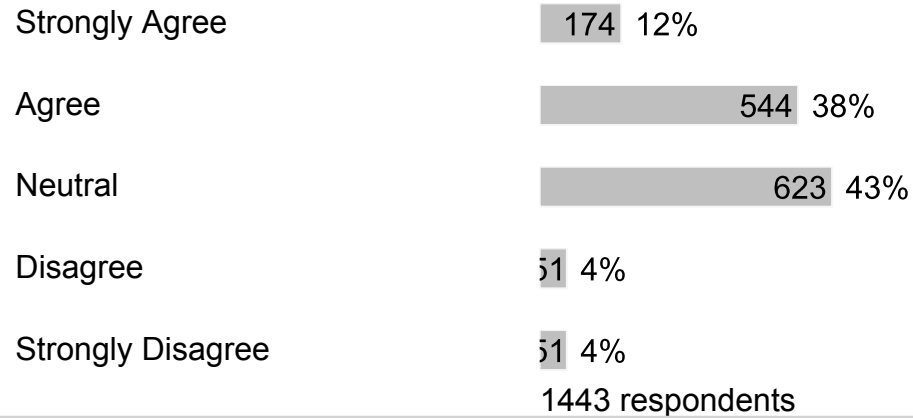
Through my Wi - Fi or 3G/4G/5G mobile device that I bring to school 705 51%

Other 218 16%

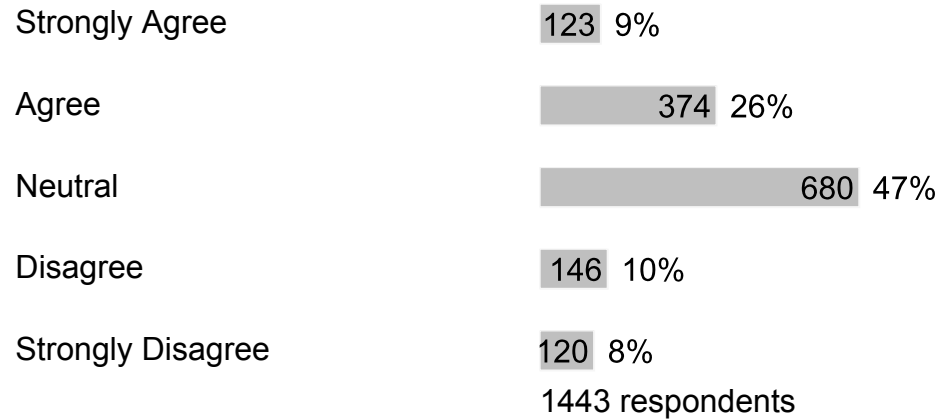
1393 respondents

E. Section 4

1. My school provides sufficient material resources (books, supplies, technology, etc.) to meet my needs.



2. I would recommend my school to my friends.



F. Section 5

1. If I have a problem, I know who I can go to for help.

Strongly Agree	198	14%
Agree	463	32%
Neutral	614	43%
Disagree	03	7%
Strongly Disagree	04	4%

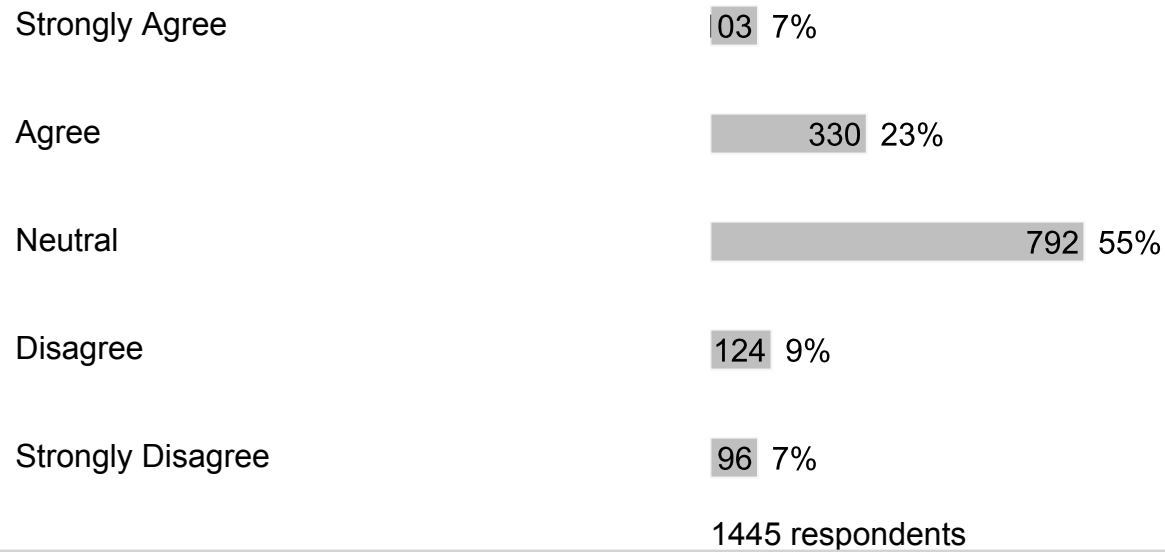
1442 respondents

2. In my school, students treat adults with respect.

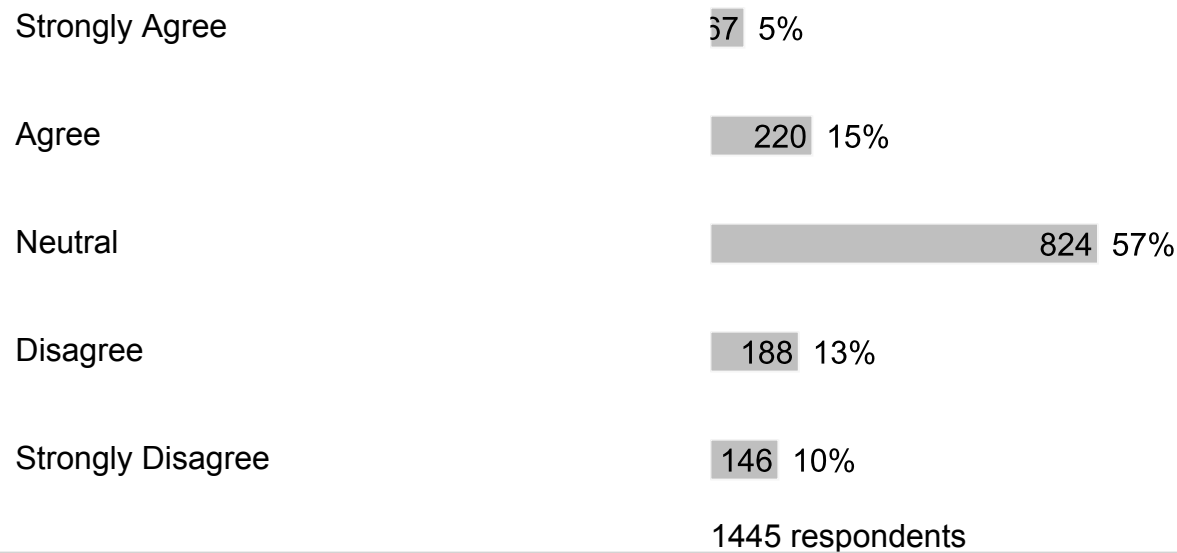
Strongly Agree	76	5%
Agree	227	16%
Neutral	793	55%
Disagree	210	15%
Strongly Disagree	136	9%

1442 respondents

3. In my school, adults treat students with respect.



4. In my school, students treat each other with respect.



5. My school provides me the support that I need.

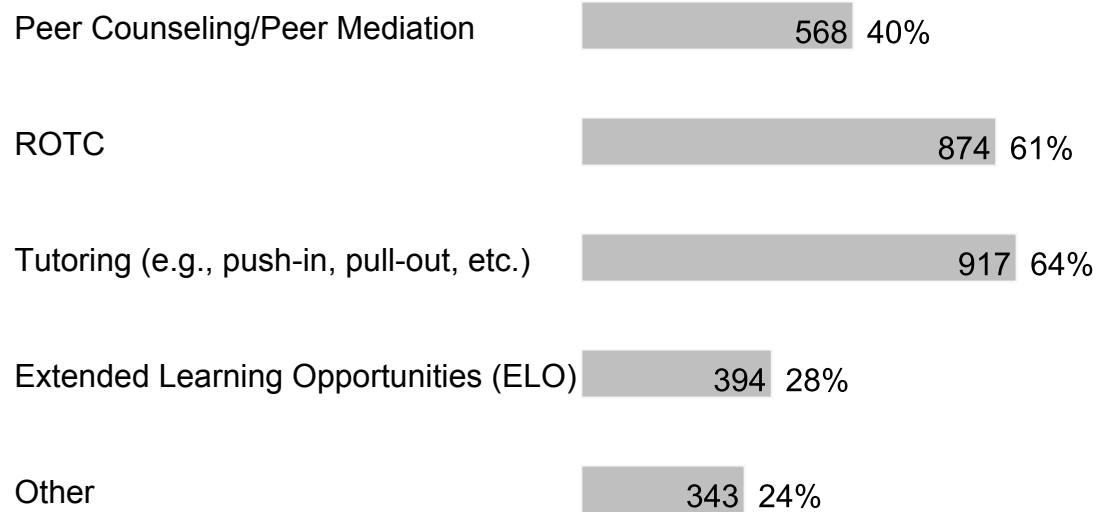


Agree	430	30%
Neutral	745	52%
Disagree	4	4%
Strongly Disagree	76	5%

1435 respondents

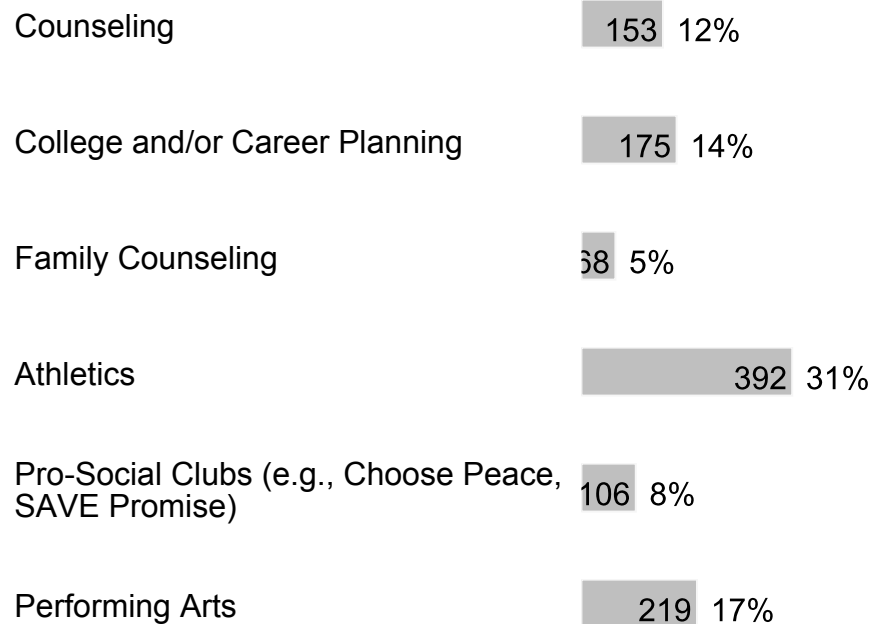
6. At my school, the following programs/services are available (check all that apply):

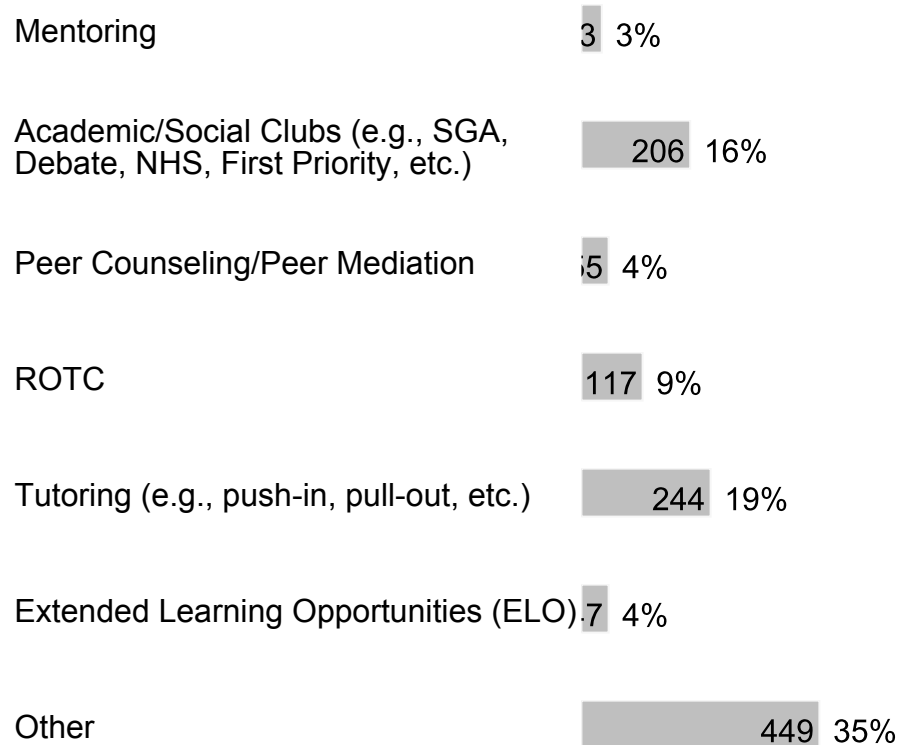
Counseling	1,014	71%
College and/or Career Planning	913	64%
Family Counseling	429	30%
Athletics	1,011	71%
Pro-Social Clubs (e.g., Choose Peace, SAVE Promise)	539	38%
Performing Arts	917	64%
Mentoring	495	35%
Academic/Social Clubs (e.g., SGA, Debate, NHS, First Priority, etc.)	798	56%



1432 respondents

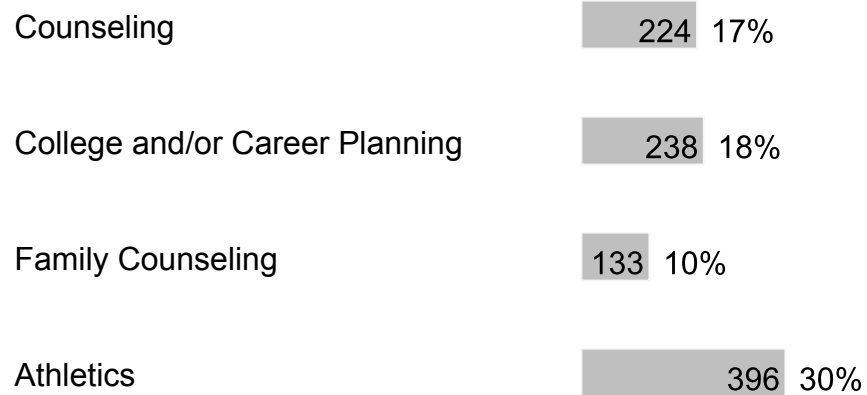
7. At my school, I participate in the following programs/services (check all that apply):





1266 respondents

8. These are the programs/services at my school that I value most or would value if they were available at my school (check all that apply):



Pro-Social Clubs (e.g., Choose Peace, SAVE Promise)	153	12%
Performing Arts	198	15%
Mentoring	109	8%
Academic/Social Clubs (e.g., SGA, Debate, NHS, First Priority, etc.)	185	14%
Peer Counseling/Peer Mediation	112	9%
ROTC	139	11%
Tutoring (e.g., push-in, pull-out, etc.)	187	14%
Extended Learning Opportunities (ELO)	112	9%
Other	501	39%

1301 respondents

9. I am friends with other students at this school.

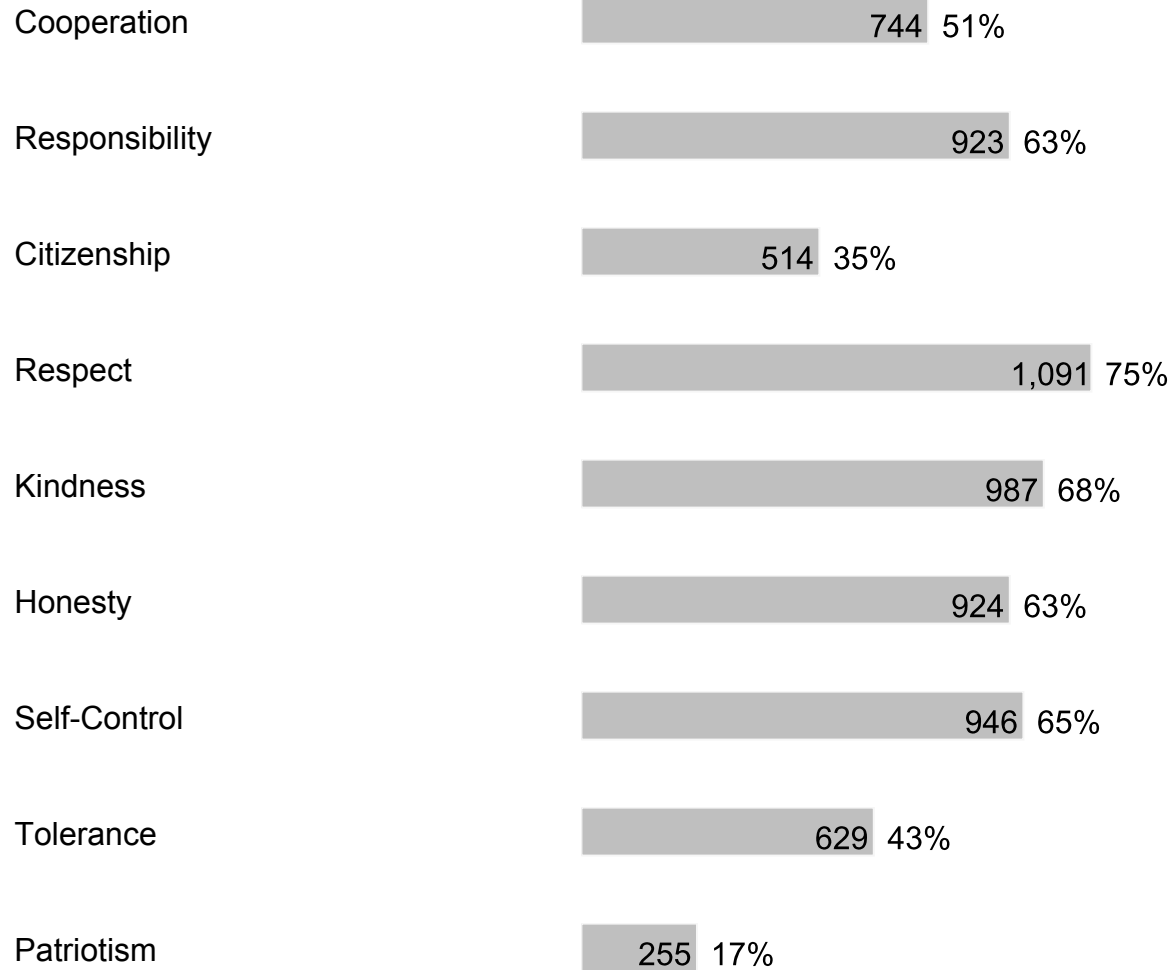
Strongly Agree	365	25%
Agree	589	40%
Neutral	425	29%

Disagree 3 3%

Strongly Disagree 3 2%

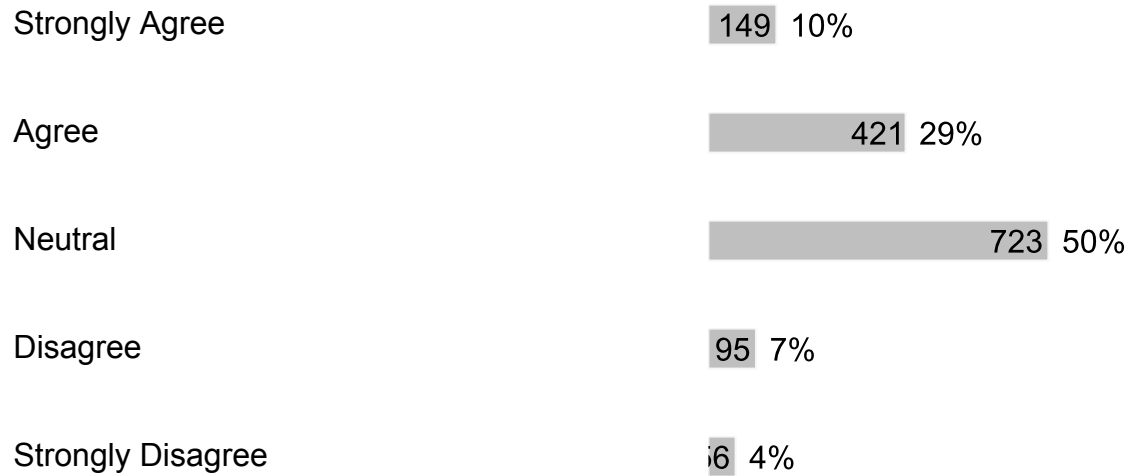
1458 respondents

10. Which character traits do you value the most in yourself and others? (check all that apply)




1458 respondents

11. I receive acknowledgement and/or praise for my strengths or accomplishments by adults at my school.



1444 respondents

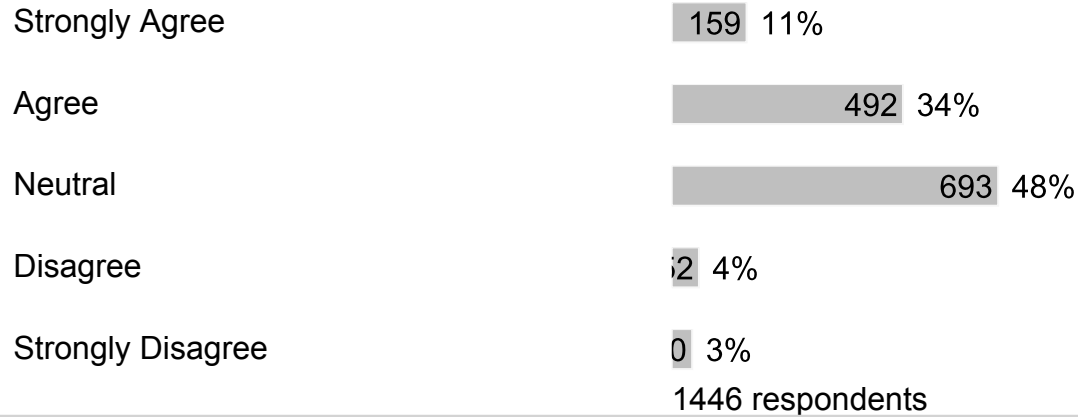
12. I enjoy eating food prepared by the cafeteria.



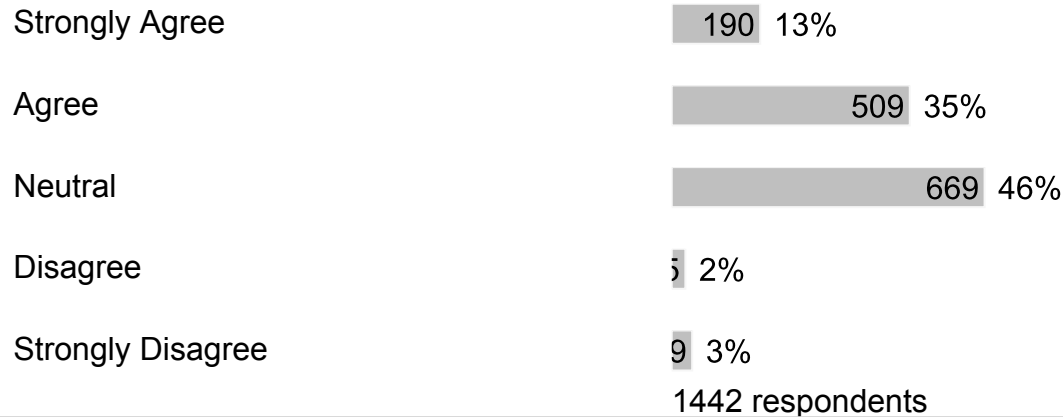
1458 respondents

G. Section 6

1. In my school, a high-quality education is offered.



2. My school provides me with challenging curriculum, uses a variety of teaching methods and learning experiences to develop the skills I need to succeed.

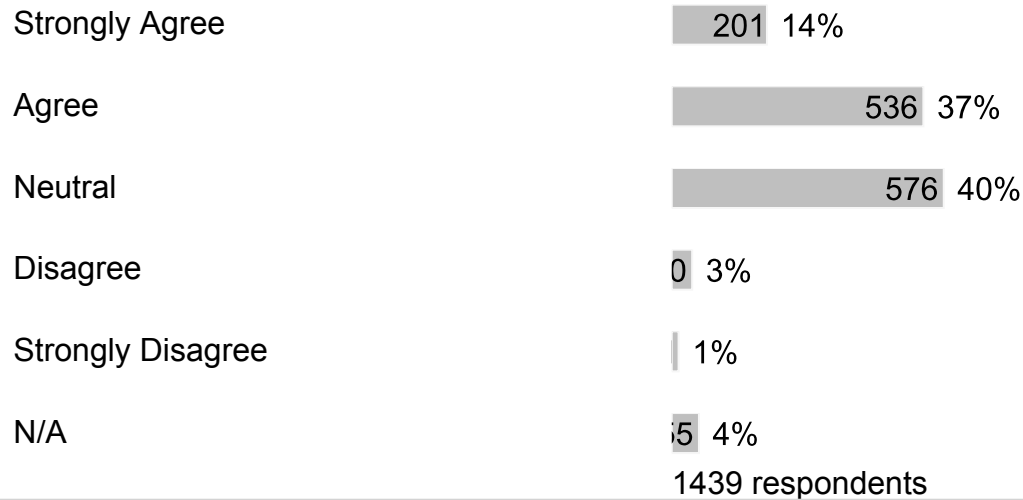


3. My school motivates me to set academic goals and learn new things.

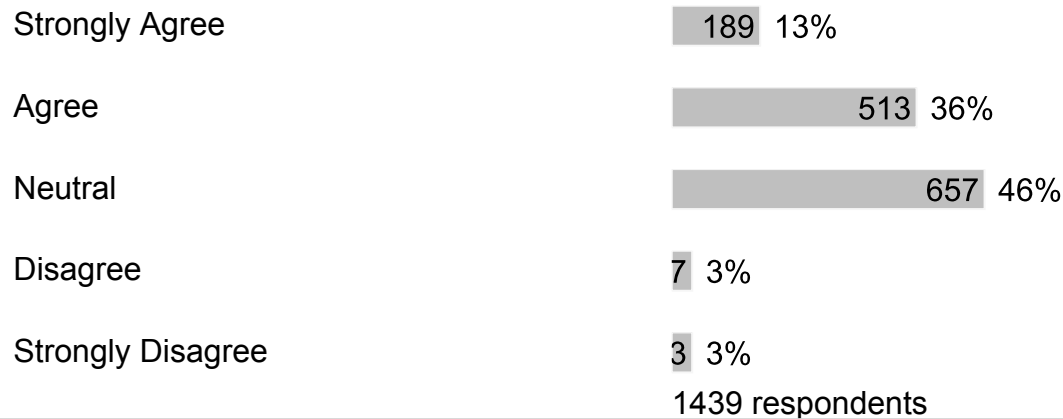




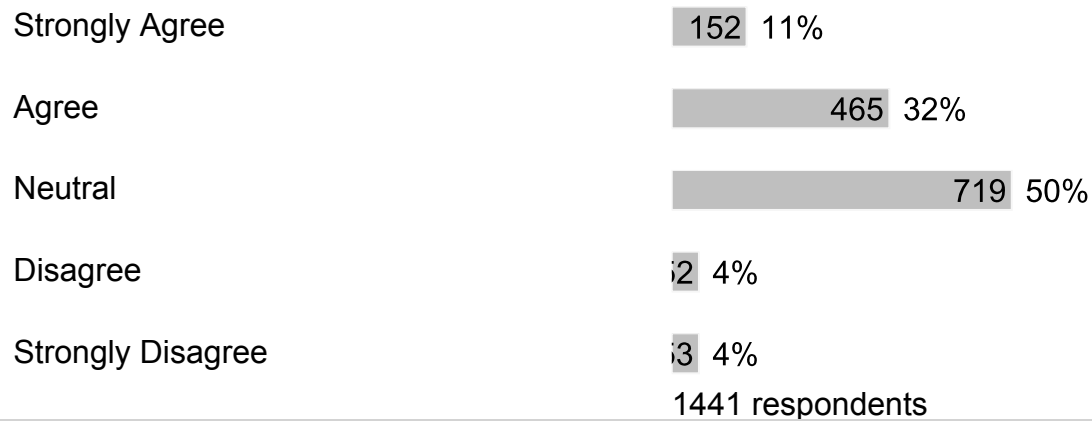
4. My teachers use tests, projects, presentations, and portfolios to assess my understanding of what was taught.



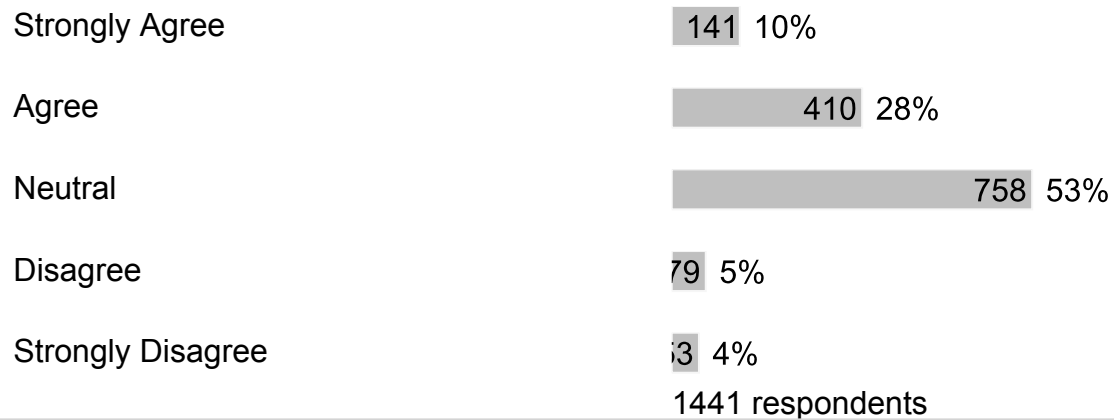
5. My school prepares me for success in the next school year.




6. Lessons and materials in our school prepare us to be effective users of media and technology.



7. In class, students spend considerable amounts of time actively engaged in learning (such as solving problems, discussing ideas, creating their own work, reading, writing, speaking and researching).




8. My teachers effectively engage students in the classroom and encourage creative thinking.




1438 respondents

9. There are few distractions during class.




1441 respondents

10. Students are encouraged to work in groups regularly.



1435 respondents

11. Teachers are generally fair when it comes to grading student work.



Strongly Disagree 72 5%
1441 respondents

12. I give class presentations or share my work with classmates.

Strongly Agree 112 8%
Agree 377 26%
Neutral 780 54%
Disagree 103 7%
Strongly Disagree 70 5%
1442 respondents

13. I work on assignments that challenge me and/or take more than one class period to complete.

Strongly Agree 193 13%
Agree 473 33%
Neutral 699 49%
Disagree 0 3%
Strongly Disagree 3 2%
1441 respondents

14. I complete meaningful homework to review what I learned in class and/or prepare for the next day's lesson.

Strongly Agree 157 11%
Agree 444 31%
Neutral 745 52%

Disagree 8 3%

Strongly Disagree 9 3%

1443 respondents

15. I receive feedback about my work that helps me better understand what I'm learning.

Strongly Agree 163 11%

Agree 441 31%

Neutral 723 50%

Disagree 36 5%

Strongly Disagree 7 3%

1440 respondents

16. I am provided opportunities to correct or improve my work.

Strongly Agree 169 12%

Agree 504 35%

Neutral 671 47%

Disagree 0 3%

Strongly Disagree 7 3%

1441 respondents

17. I am provided opportunities to participate in class discussions and activities.

Strongly Agree 180 13%

Agree 523 36%

Neutral	668	46%
Disagree	2	2%
Strongly Disagree	5	2%
1438 respondents		

18. My teachers explain their expectations so I can be successful.


Strongly Agree	178	12%
Agree	510	35%
Neutral	682	47%
Disagree	1	2%
Strongly Disagree	9	3%
1439 respondents		

19. My teachers provide me with information about how well I am doing in school.

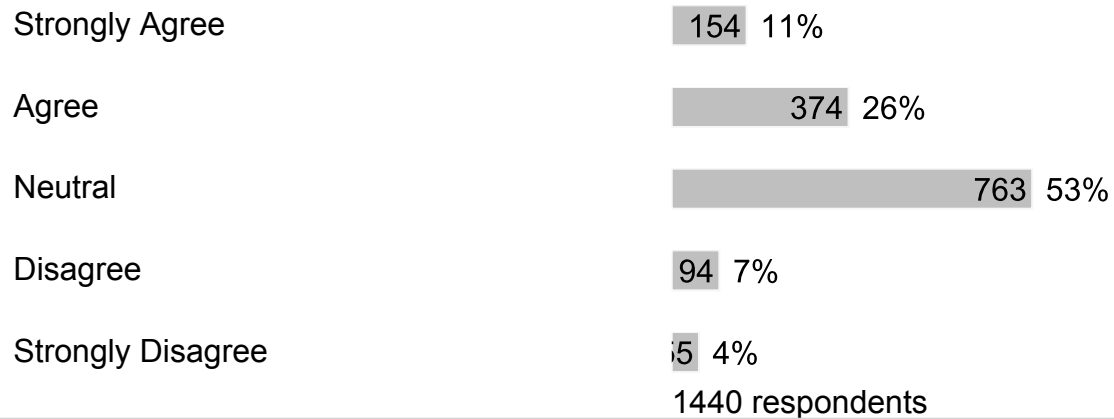
Strongly Agree	167	12%
Agree	437	30%
Neutral	714	50%
Disagree	77	5%
Strongly Disagree	2	3%
1437 respondents		

20. Teachers regularly post information online or send home a newsletter.

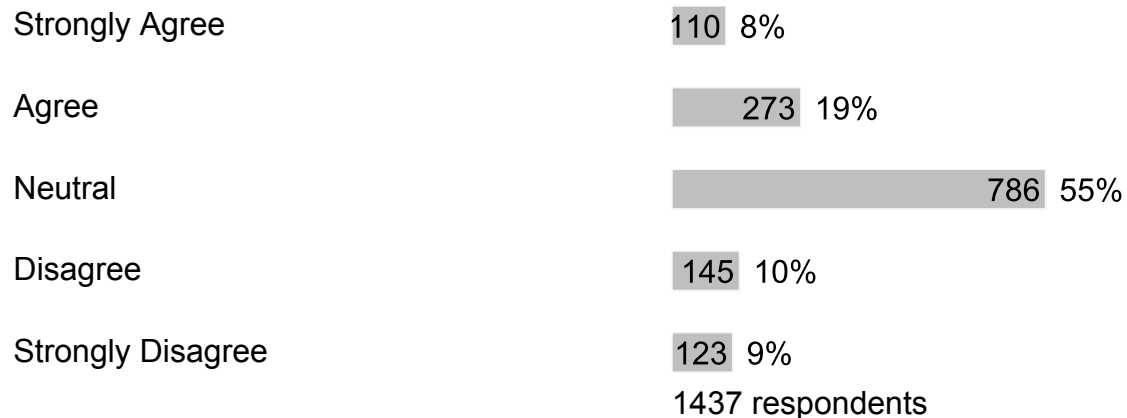
Strongly Agree	143	10%
----------------	-----	-----



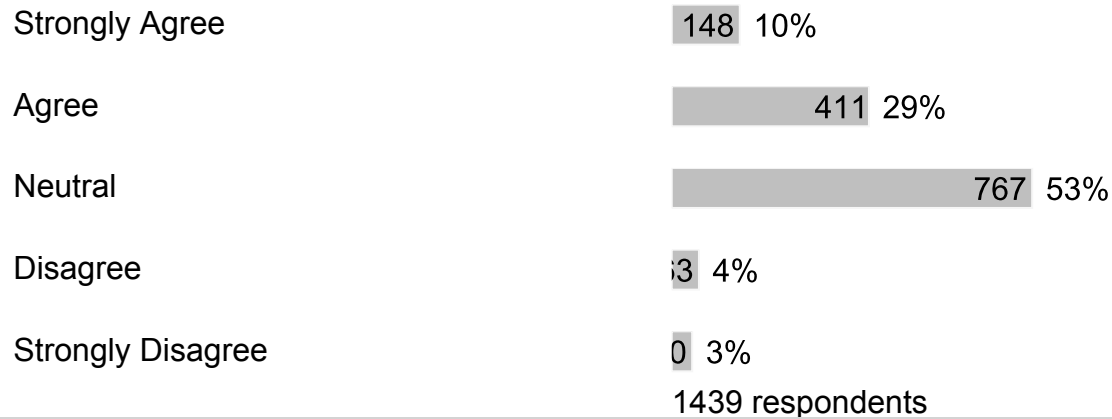
21. My teachers keep my family informed of my academic progress.



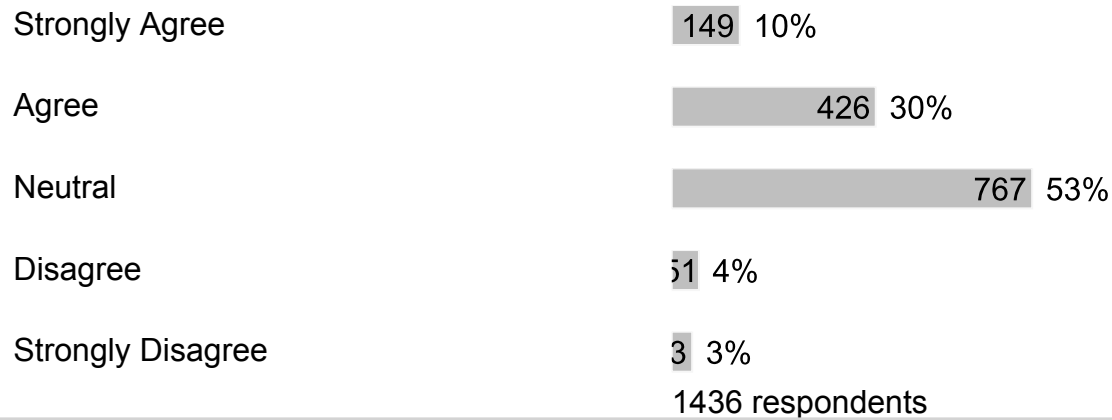
22. My school considers students' opinions when changing rules/policies and planning ways to improve the school.



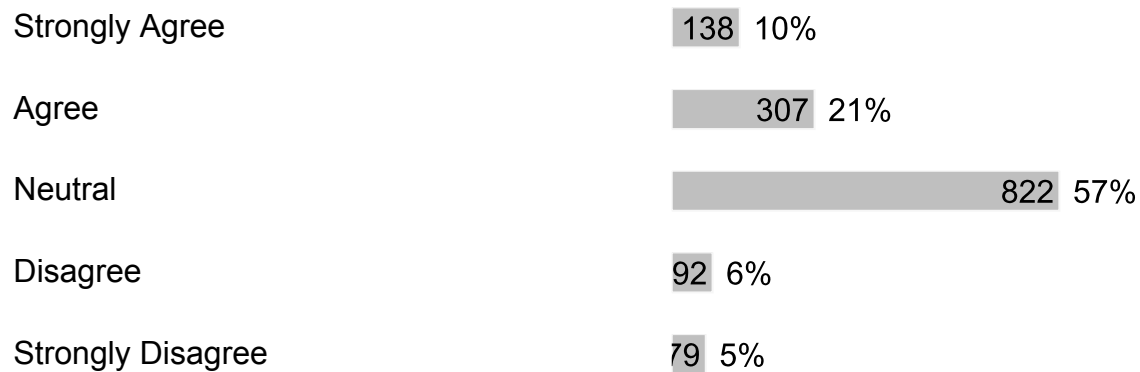
23. My school shares information about school success with my community.



24. Our school uses different ways to communicate what is happening to parents and students.



25. My school focuses on Customer Service (greeting with a smile and responding to questions and concerns within one business day).



1438 respondents

H. Section 7

1. What else would you like to tell us about your school?

Free form text answers are available in the exported CSV report