

BCPS STUDENT (Grades 6-12) CUSTOMER SURVEY 2025

run on 09/04/2025





BCPS STUDENT (Grades 6-12) CUSTOMER SURVEY 2025

run on 09/04/2025

Custom Survey

1 survey(s) 695 response(s)

Report Filters

School:
N/A

Race:
N/A

Grade:
N/A

Gender:
N/A

Ethnicity:
N/A

Tag:
N/A

BCPS STUDENT (Grades 6-12) CUSTOMER SURVEY 2025

Demographics

Number of Responses | Percentages of Total Responses

1. Gender

Male	330	48%
Female	348	50%
Prefer not to answer	3	2%

694 respondents

2. Race

American Indian or Alaska Native	1	1%
Asian	11	3%
Black or African American	239	35%
Native Hawaiian or Other Pacific Islander	1	2%
White	208	30%

Multiracial 92 13%

Other 105 15%

684 respondents

3. Ethnicity

Hispanic 246 39%

Non-Hispanic or Latino 240 38%

Prefer not to answer 152 24%

638 respondents

4. Grade

Grade 6 171 25%

Grade 7 254 37%

Grade 8 266 38%


Grade 9 0%

Grade 12 0%

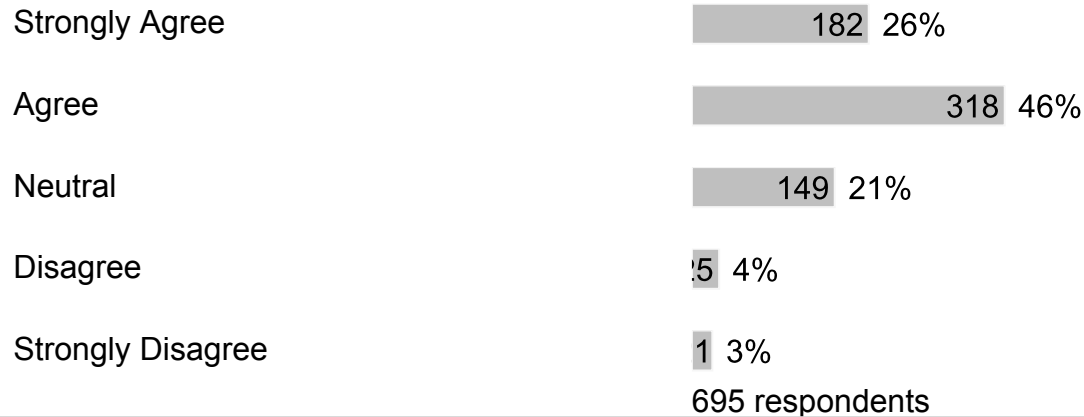
695 respondents

C. Section 2

1. I feel safe at my school.



2. I feel safe getting to and from my school.



3. *Note: Remember, this survey is anonymous, please report any bullying concerns to a trusted adult at your school. The next 10 questions ask about bullying. Bullying is when 1 or more students tease, threaten, spread rumors about, hit, shove, or hurt another student over and over again. It is not bullying when 2 students of about the same strength or power argue, fight or tease each other in a friendly way. During the past 12 months, have you ever been bullied on school property?

Yes	170	24%
-----	-----	-----

No 525 76%

695 respondents

4. The primary location on school property where I was bullied during the last 12 months was:

On the school bus 1%

In the classroom 80 12%

In the cafeteria 2%

In the hallway 4 3%

In the restroom 1%

Other school area 0 3%

Does not apply to me 538 78%

693 respondents

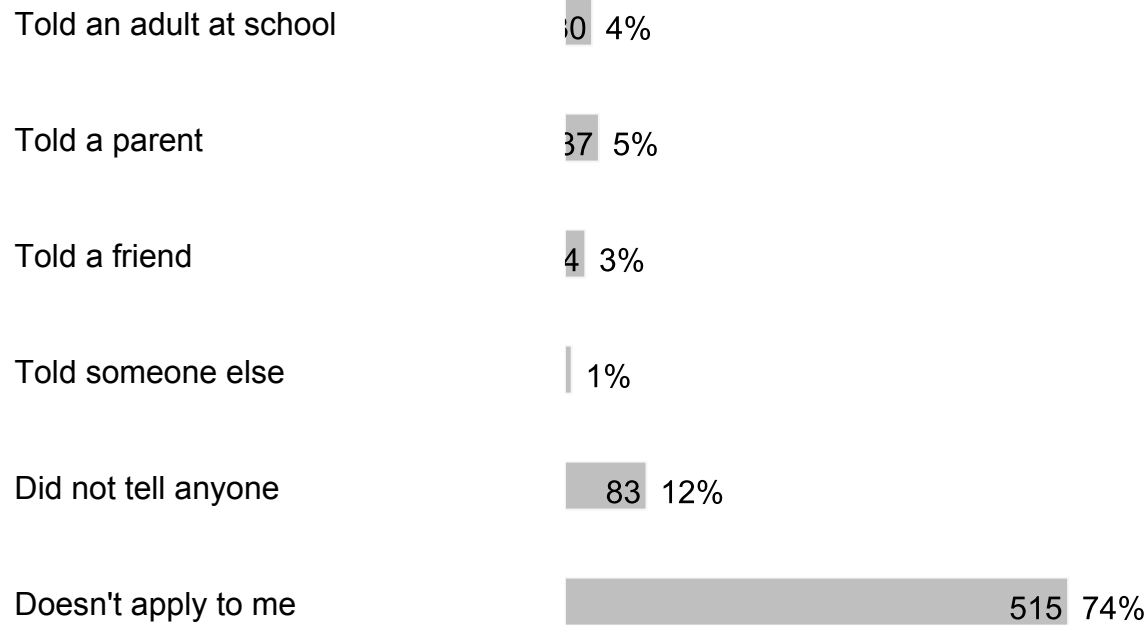
5. During the past 12 months, have you ever been electronically bullied? (Count being bullied through texting, Instagram, TikTok, Snapchat or other social media.)

Yes 70 10%

No 625 90%

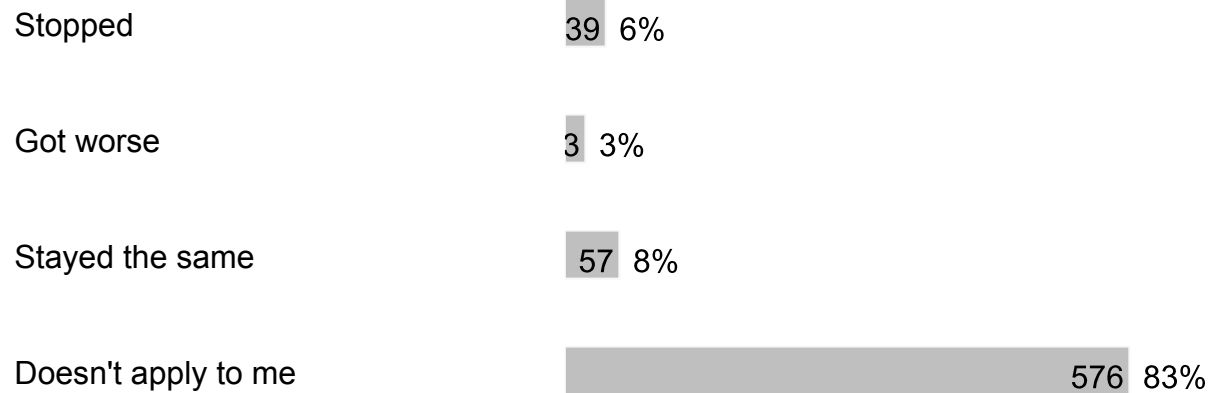
695 respondents

6. After I was bullied, I:



695 respondents

7. After I told an adult at school about being bullied, the bullying:



695 respondents

8. A teacher or another adult at school taught our class about what bullying is this school year.

Yes 485 70%

No 210 30%

695 respondents

9. I think bullying is wrong.

Strongly Agree 422 61%

Agree 174 25%

Neutral 70 10%

Disagree 1 2%

Strongly Disagree 8 3%

695 respondents

10. I know different ways to intervene or help if bullying were occurring or going to occur.

Strongly Agree 137 20%

Agree 272 39%

Neutral 226 33%

Disagree 33 5%

Strongly Disagree 7 4%

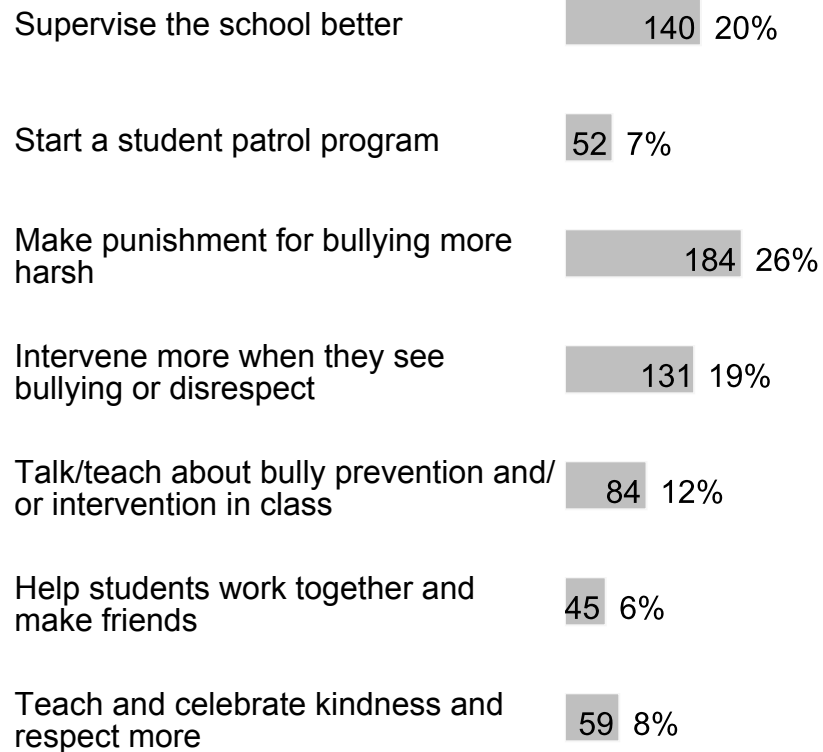
695 respondents

11. I would intervene or help if another student was being bullied.

Strongly Agree 144 21%

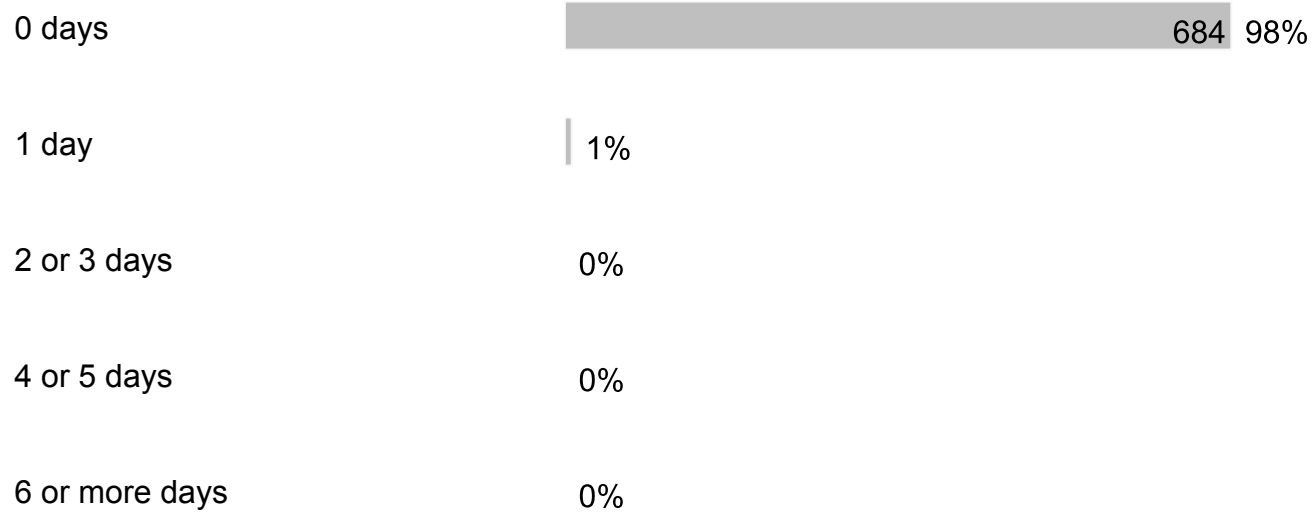


12. What can adults do to help stop bullying at school?



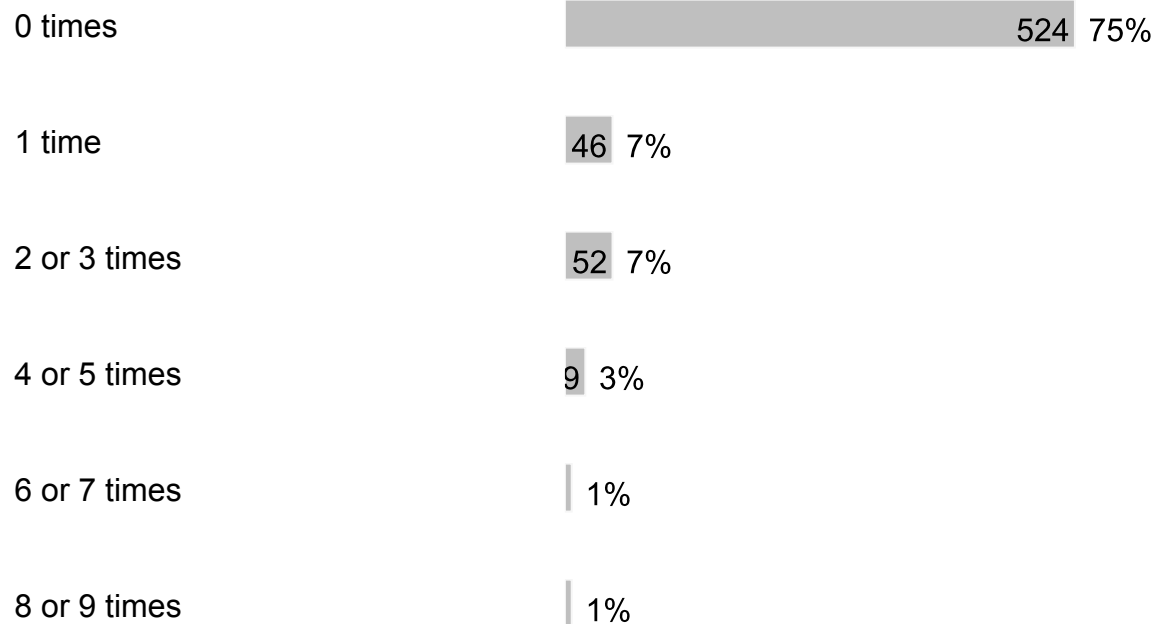
695 respondents

13. During the past 30 days, how many days did you carry a weapon such as a gun, knife or club on school property?



695 respondents

14. During the past 30 days, how many times have you been threatened by another student at school?



10 or 11 times 0%

12 or more times 40 6%

695 respondents

15. During the past 12 months, how many times were you in a physical fight on school property?

0 times 585 84%

1 time 58 8%

2 or 3 times 10 4%

4 or 5 times 1 1%

6 or 7 times 1 1%

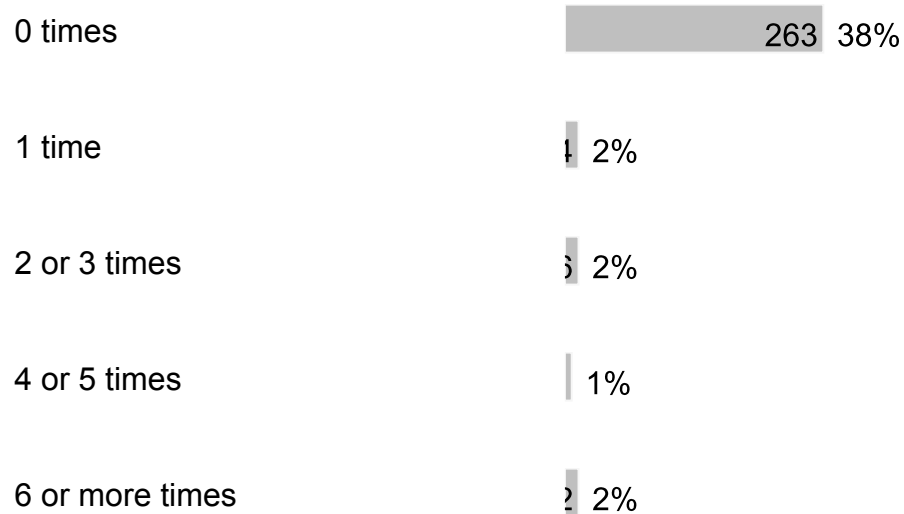
8 or 9 times 0 0%

12 or more times 1 1%

694 respondents

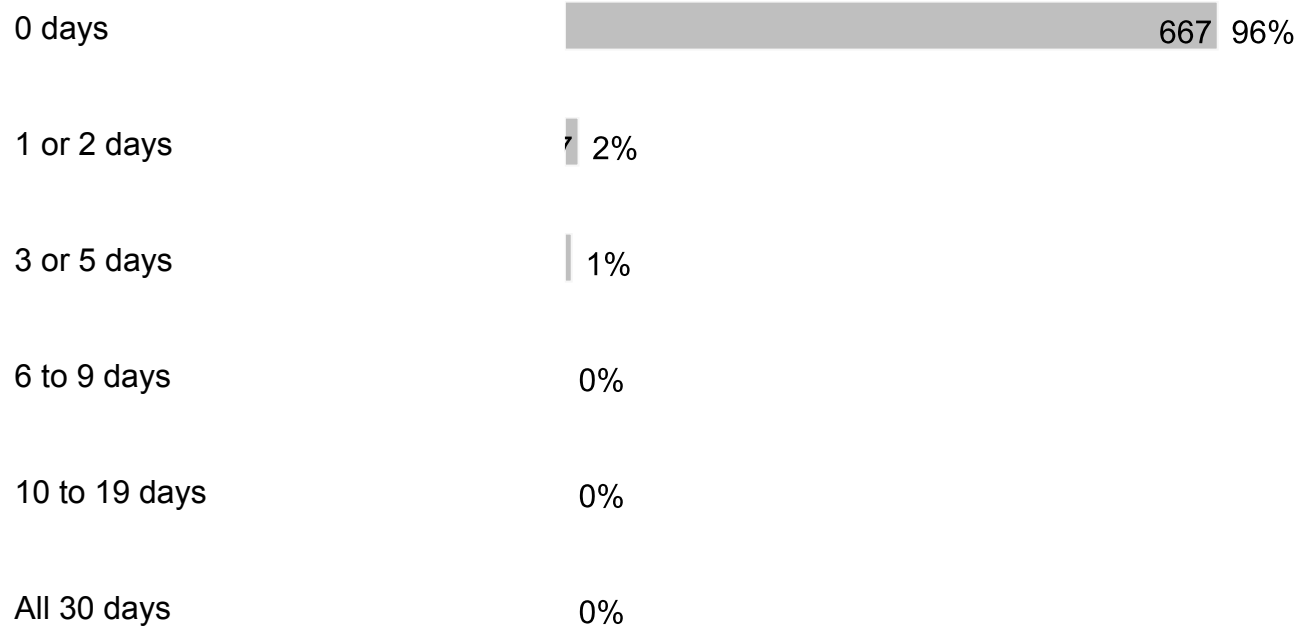
16. During the past 12 months, how many times did someone you were dating or going out with physically hurt you on purpose? (Count such things as being hit, slammed into something or injured with an object or weapon.)

I did not date or go out with anyone during the past 12 months 384 55%



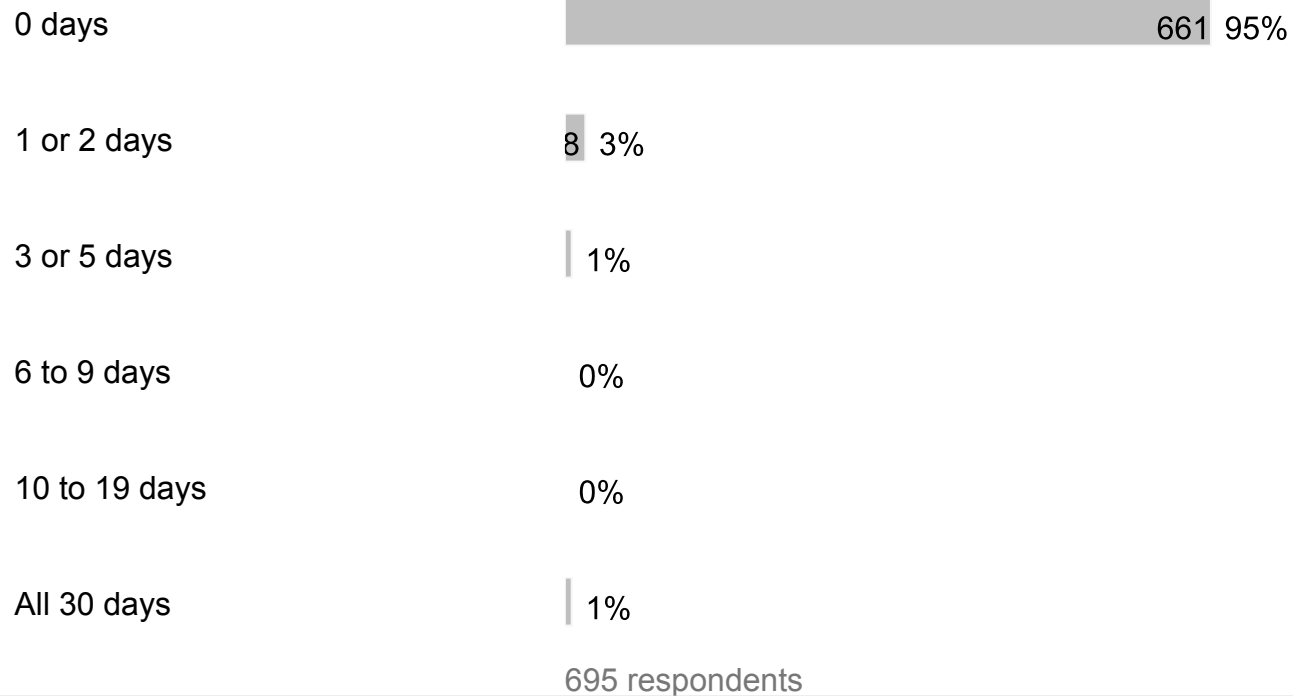
695 respondents

17. During the past 30 days, how many days did you have at least one drink of alcohol? (Alcohol includes drinking beer, wine, flavored alcoholic beverages and liquor such as rum, gin, vodka, whiskey, etc.) For the purpose of this question, drinking alcohol does not include drinking a few sips of wine for religious purposes.



695 respondents

18. During the past 30 days, how many days did you use an electronic vapor product? (Electronic vapor products include JUUL, SMOK, Suorin, Vuse, blu e-cigarettes, vapes, vape pens, e-cigars, e-hookahs, hookah pens, mods, etc.)



19. During the past 30 days, how many days did you use marijuana (also called pot or weed)? Do not count CBD-only or hemp products, which come from the same plant as marijuana, but do not cause a high when used alone.



10 to 19 days	0%
20 to 29 days	0%
All 30 days	0%

695 respondents

20. During the school year, I participated in alcohol, other drug or tobacco prevention activities or lessons.

Yes	246	35%
No	449	65%

695 respondents

21. I believe drinking alcohol is bad for your brain.

Yes	593	85%
No	102	15%

695 respondents

22. In your opinion, what percentage of Broward County students in grades 6 - 12 choose not to drink alcohol?

25%	185	27%
50%	202	29%

75% 185 27%

Over 80% 123 18%

695 respondents

23. I believe using drugs are bad for your health.

Yes 642 92%

No 53 8%

695 respondents

24. At what age is a human brain fully developed?

15 35 5%

18 184 26%

25 476 68%

695 respondents

25. My school is clean and well-maintained.

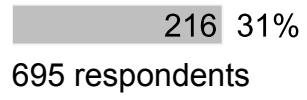
Strongly Agree 10 4%

Agree 70 10%

Neutral 217 31%

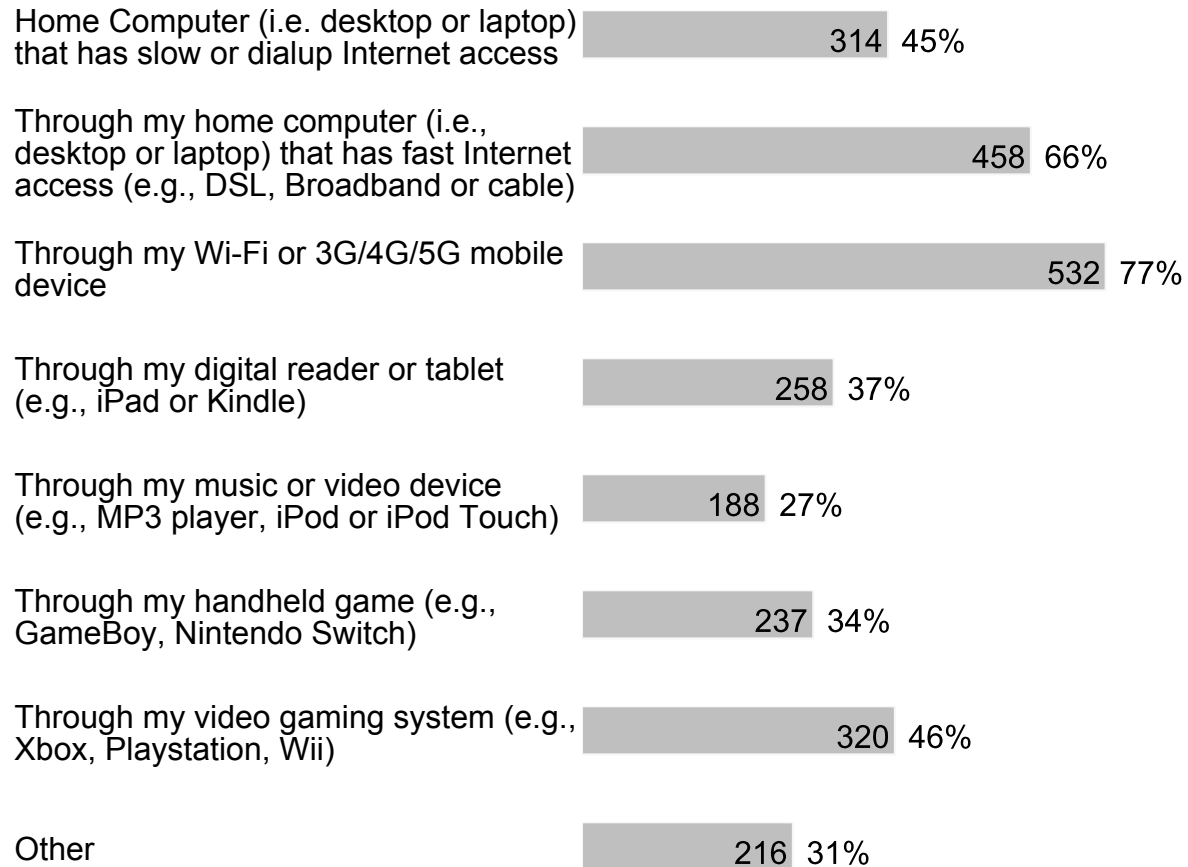
Disagree 162 23%

Strongly Disagree



D. Section 3

1. During a typical week, I have access to the internet at home in the following ways (check all that apply):



694 respondents

2. During a typical school day, I have access to the internet at school in the following ways (check all that apply):



During an academic class other than computer lab or computer class such as English or Math class 383 56%

Through school library computers 265 39%

Through my own laptop that I bring to school 45 7%

Through my own tablet computer (such as an iPad) that I bring to school 53 8%

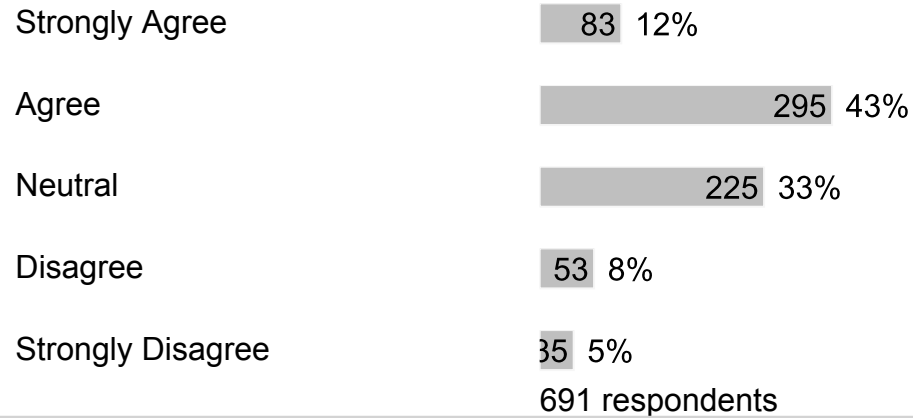
Through my Wi - Fi or 3G/4G/5G mobile device that I bring to school 239 35%

Other 110 16%

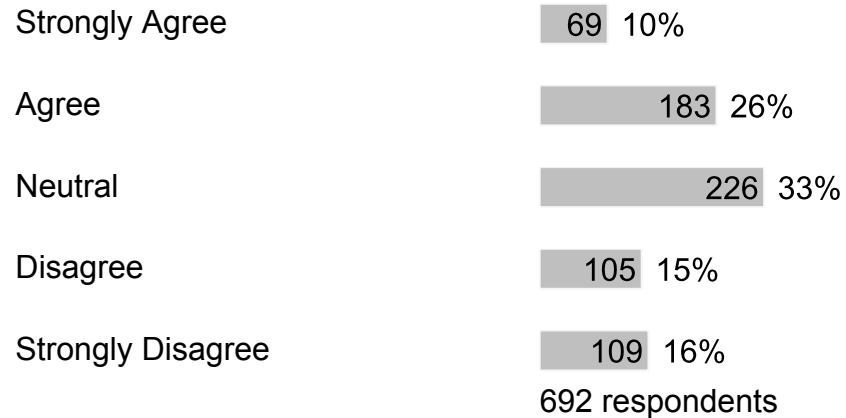
684 respondents

E. Section 4

1. My school provides sufficient material resources (books, supplies, technology, etc.) to meet my needs.



2. I would recommend my school to my friends.



F. Section 5

1. If I have a problem, I know who I can go to for help.

Strongly Agree	129	19%
Agree	256	37%
Neutral	189	27%
Disagree	68	10%
Strongly Disagree	50	7%


692 respondents

2. In my school, students treat adults with respect.

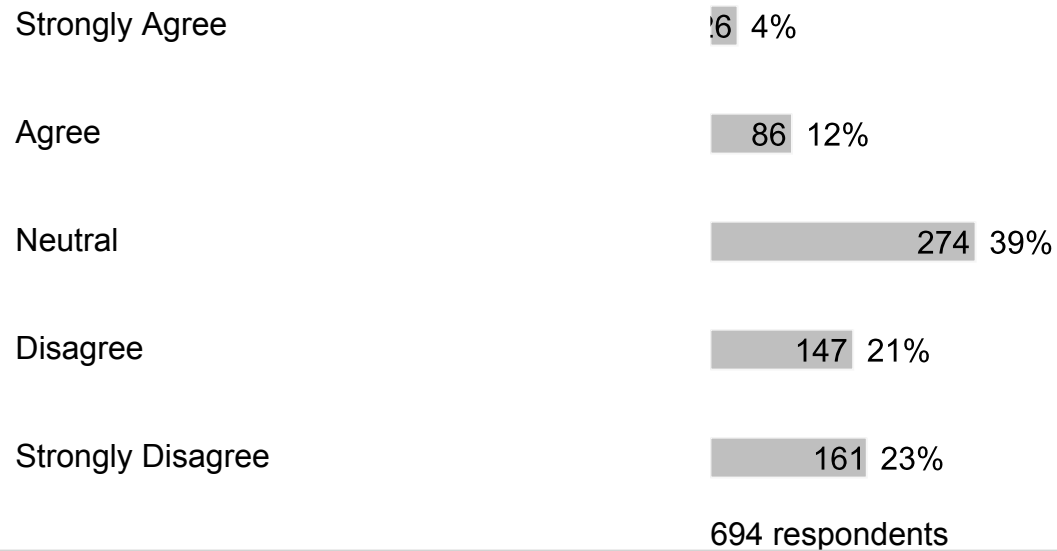
Strongly Agree	34	5%
Agree	108	16%
Neutral	267	39%
Disagree	150	22%
Strongly Disagree	131	19%

690 respondents

3. In my school, adults treat students with respect.



4. In my school, students treat each other with respect.



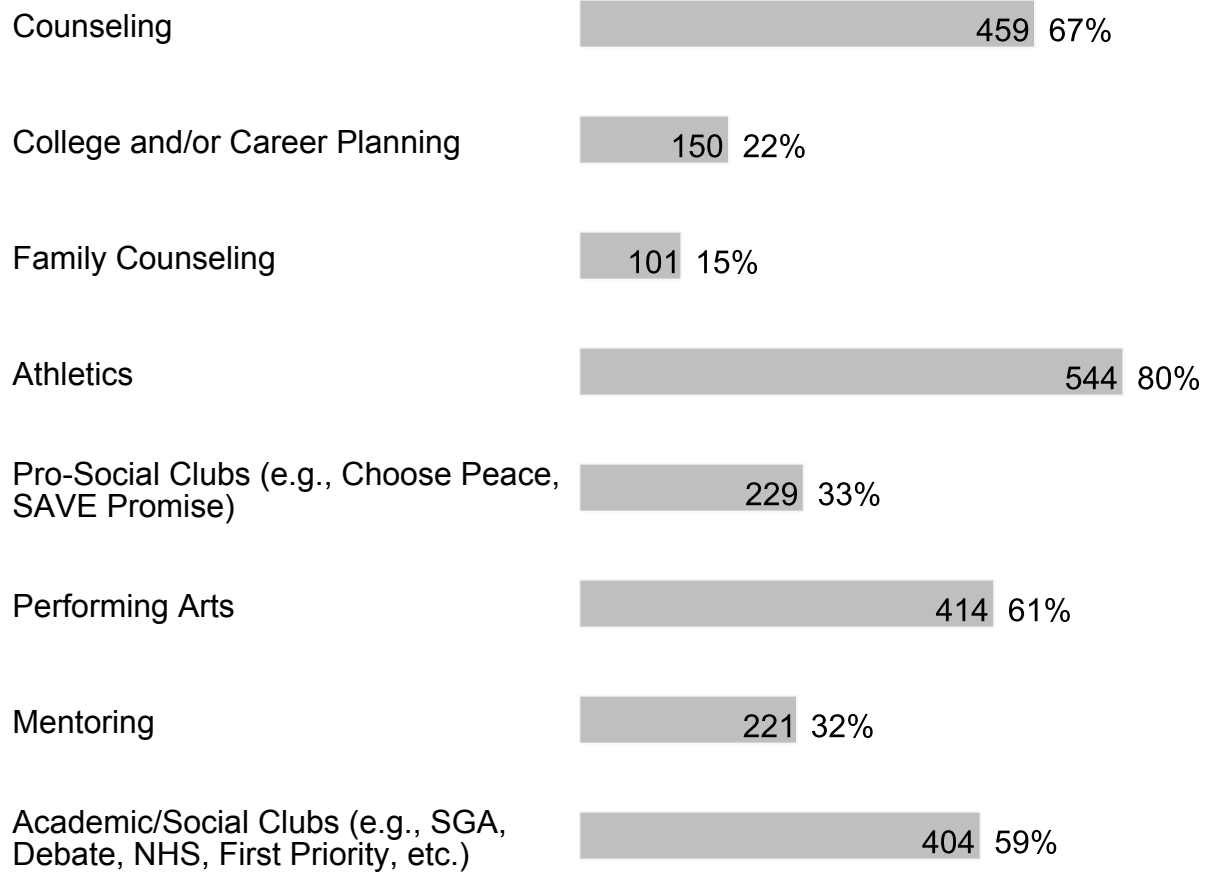
5. My school provides me the support that I need.

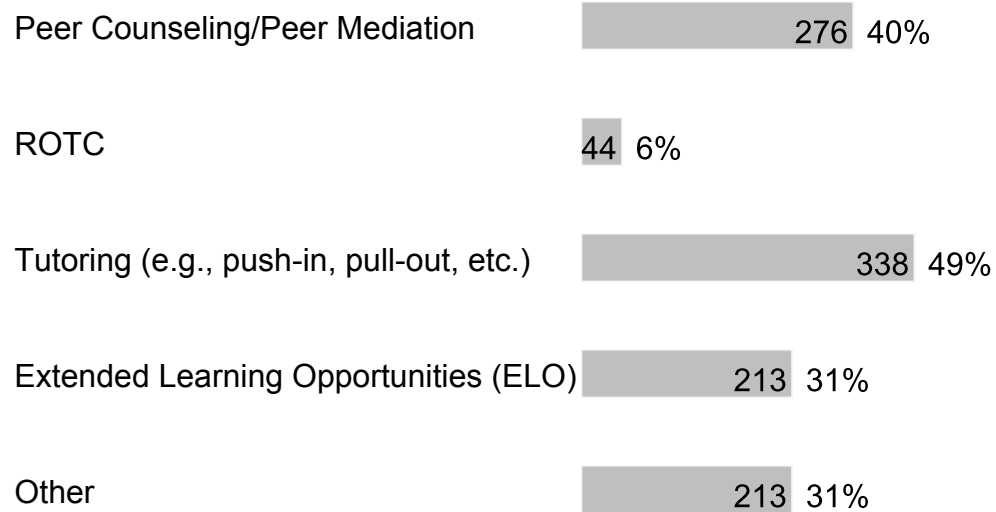




686 respondents

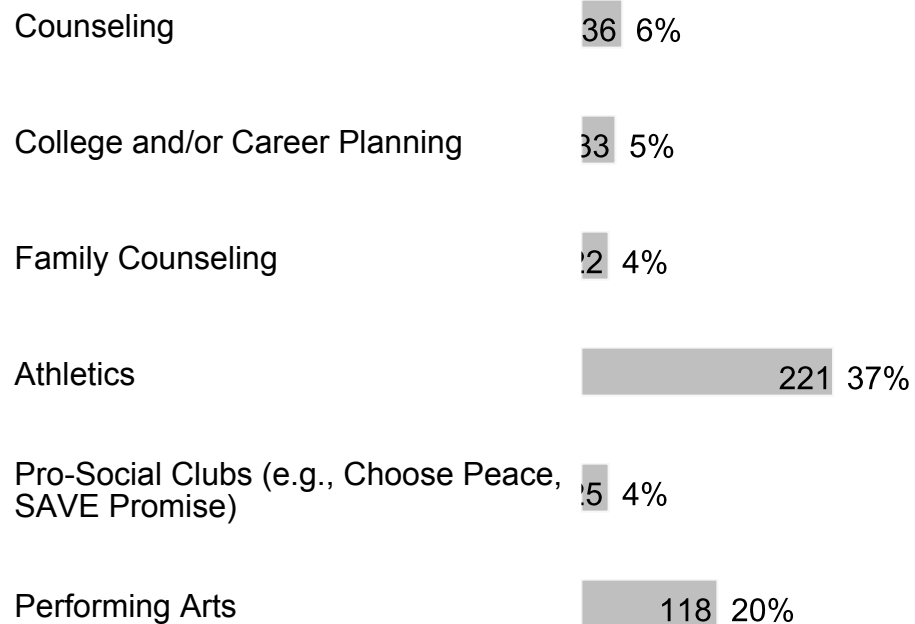
6. At my school, the following programs/services are available (check all that apply):

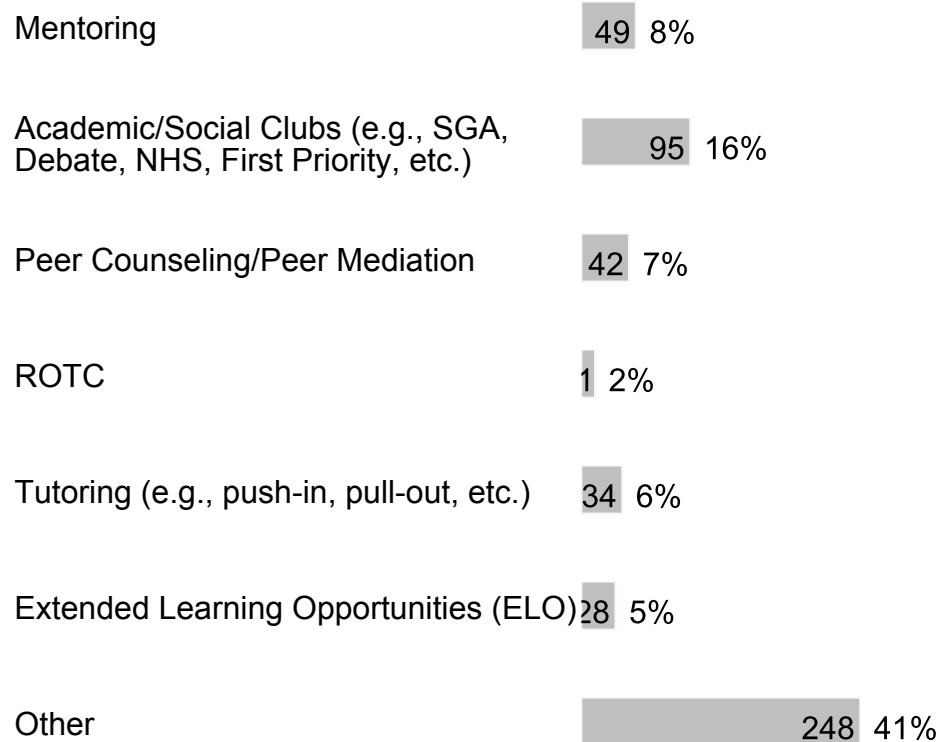




684 respondents

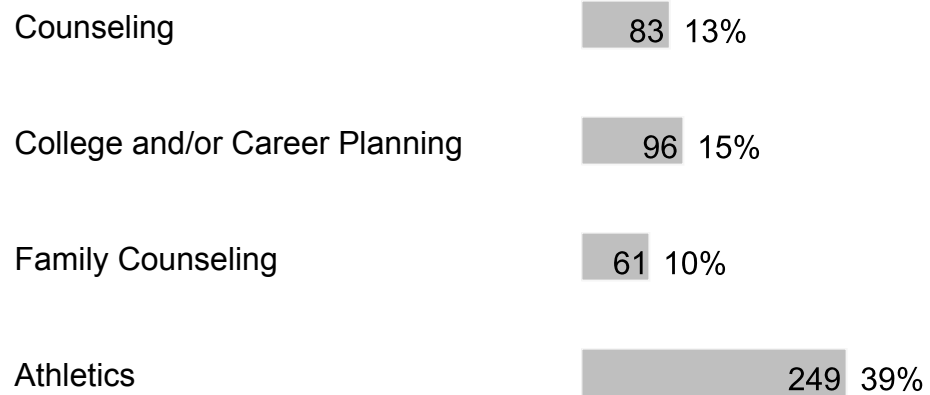
7. At my school, I participate in the following programs/services (check all that apply):

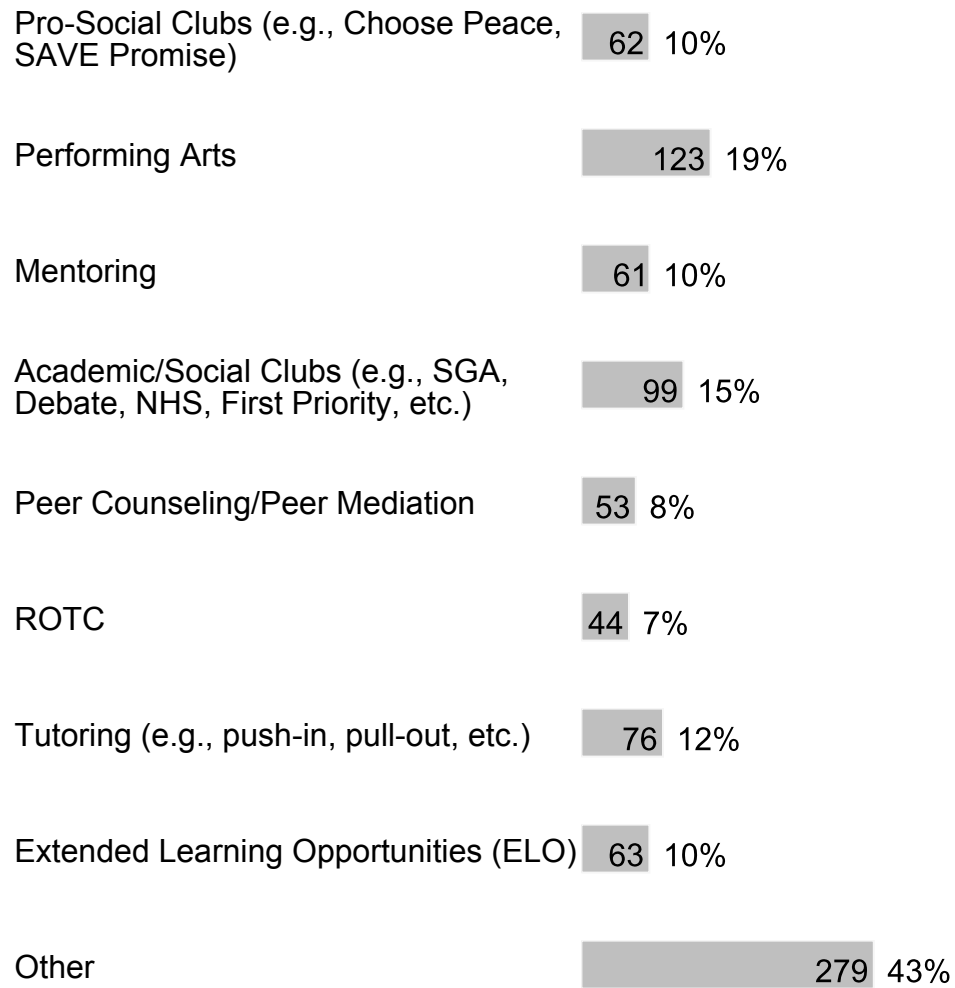




605 respondents

8. These are the programs/services at my school that I value most or would value if they were available at my school (check all that apply):





642 respondents

9. I am friends with other students at this school.

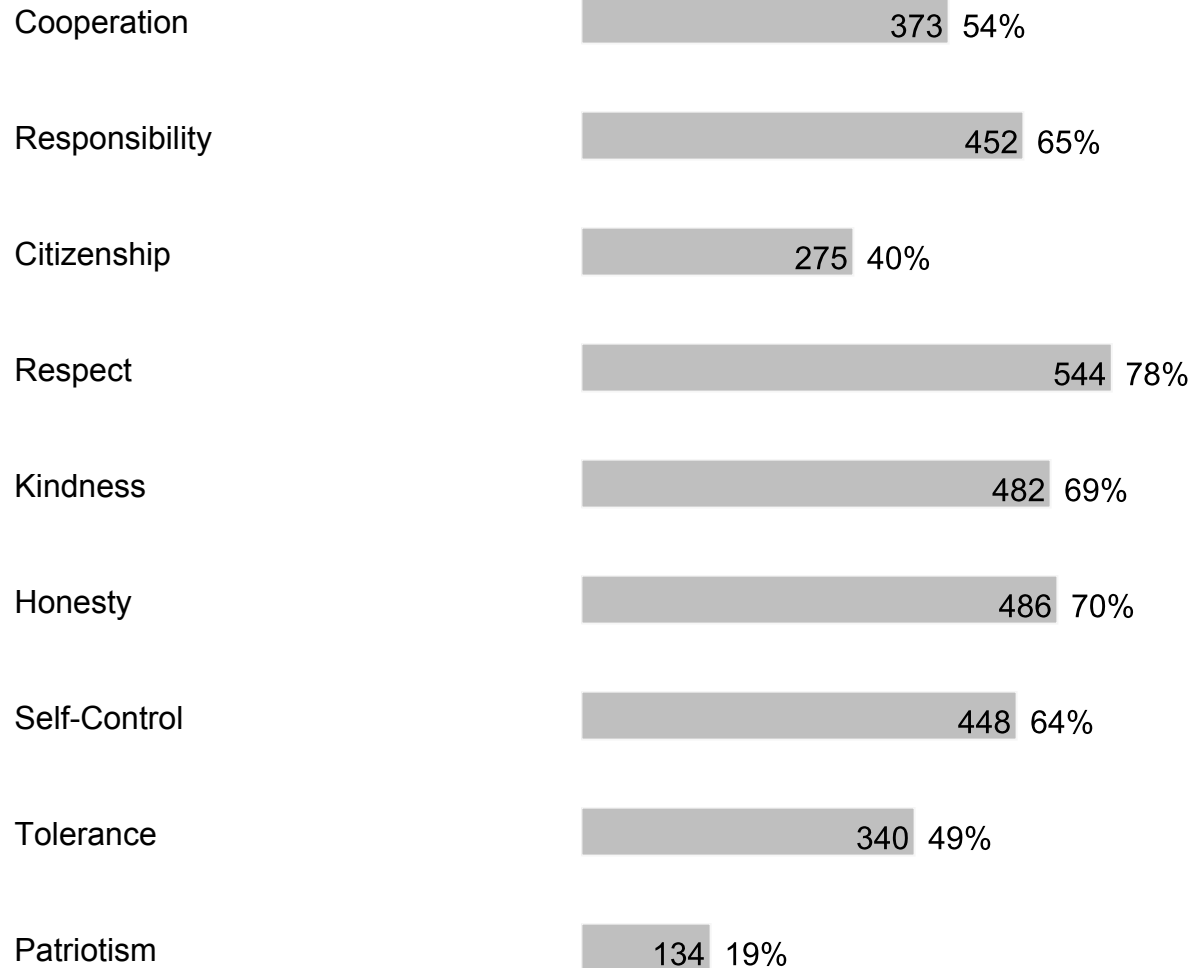


Disagree 0%

Strongly Disagree 1%


695 respondents

10. Which character traits do you value the most in yourself and others? (check all that apply)




695 respondents

11. I receive acknowledgement and/or praise for my strengths or accomplishments by adults at my school.



694 respondents


12. I enjoy eating food prepared by the cafeteria.




695 respondents

G. Section 6

1. In my school, a high-quality education is offered.



2. My school provides me with challenging curriculum, uses a variety of teaching methods and learning experiences to develop the skills I need to succeed.



3. My school motivates me to set academic goals and learn new things.



Neutral	254	37%
Disagree	85	12%
Strongly Disagree	80	12%

694 respondents

4. My teachers use tests, projects, presentations, and portfolios to assess my understanding of what was taught.

Strongly Agree	117	17%
Agree	292	42%
Neutral	196	28%
Disagree	31	4%
Strongly Disagree	9	3%
N/A	37	5%


692 respondents

5. My school prepares me for success in the next school year.


Strongly Agree	91	13%
Agree	268	39%
Neutral	234	34%
Disagree	51	7%
Strongly Disagree	45	7%

689 respondents


6. Lessons and materials in our school prepare us to be effective users of media and technology.



7. In class, students spend considerable amounts of time actively engaged in learning (such as solving problems, discussing ideas, creating their own work, reading, writing, speaking and researching).



8. My teachers effectively engage students in the classroom and encourage creative thinking.




692 respondents

9. There are few distractions during class.



692 respondents

10. Students are encouraged to work in groups regularly.



689 respondents

11. Teachers are generally fair when it comes to grading student work.



Strongly Disagree 79 11%
691 respondents

12. I give class presentations or share my work with classmates.

Strongly Agree 76 11%
Agree 231 33%
Neutral 289 42%
Disagree 64 9%
Strongly Disagree 32 5%
692 respondents

13. I work on assignments that challenge me and/or take more than one class period to complete.

Strongly Agree 125 18%
Agree 278 40%
Neutral 227 33%
Disagree 36 5%
Strongly Disagree 1 3%
687 respondents

14. I complete meaningful homework to review what I learned in class and/or prepare for the next day's lesson.

Strongly Agree 74 11%
Agree 218 32%
Neutral 283 41%

Disagree 73 11%

Strongly Disagree 43 6%

691 respondents

15. I receive feedback about my work that helps me better understand what I'm learning.

Strongly Agree 70 10%

Agree 202 29%

Neutral 286 42%

Disagree 84 12%

Strongly Disagree 47 7%

689 respondents

16. I am provided opportunities to correct or improve my work.

Strongly Agree 80 12%

Agree 244 35%

Neutral 266 39%

Disagree 50 7%


Strongly Disagree 49 7%

689 respondents


17. I am provided opportunities to participate in class discussions and activities.

Strongly Agree 92 13%


Agree 303 44%



18. My teachers explain their expectations so I can be successful.




19. My teachers provide me with information about how well I am doing in school.




20. Teachers regularly post information online or send home a newsletter.







21. My teachers keep my family informed of my academic progress.




22. My school considers students' opinions when changing rules/policies and planning ways to improve the school.




23. My school shares information about school success with my community.



24. Our school uses different ways to communicate what is happening to parents and students.



25. My school focuses on Customer Service (greeting with a smile and responding to questions and concerns within one business day).



690 respondents

H. Section 7

1. What else would you like to tell us about your school?

Free form text answers are available in the exported CSV report