



Schoolwide Positive Behavior Plan (SPBP)
Broward County Public Schools



SY 2026 – 2027

School Name:	Pines Collegiate Academy 6-12
School Number:	1881

Please refer to the SPBP Canvas Resource page to access video tutorials, guidance, and resources for completing the 2026-2027 SPBP template.

CRITICAL ELEMENT # 1: Active Team with Administrative Participation

1A. Integrated MTSS School-Leadership Team Members

Title	First and Last Name	Title	First and Last Name
1. Administrator	Shawn Aycok	7. Security Specialist/ Campus Monitor	Raymond Lee
2. Point of Contact	Valerie Santana	8. Social Worker	Melanie Birken
3. BTU Representative	Helen Chisholm	9. School Nurse	Brandon Gordeen
4. Parent/Community Representative	Vikki Schaub / Helen Chisholm	10. Attendance Manager	Mindy Winepol
5. Student Representative	Aidan Schaub	11. Life Skills & Wellness Liaison	Maria Desmond
6. School Counselor	Amy Carrabba	12. Resiliency Liaison	Maria Desmond

*Optional Team Member(s): Family Therapist, Grade Level/Content Area Representatives, Clerical, Custodial, Food/Nutrition

1B. Schedule of quarterly team meetings.

Meeting Objectives:

1. Progress monitor the action steps indicated in Critical Element #9.
2. Collect & analyze student outcome data using the 4 Step Problem Solving Process.

Quarter	PBIS Data Meeting Dates	PBIS Data Meeting Times		Faculty and Staff Data Communication/Presentation Dates
1 st Aug. 10 – Oct. 9	8/3/2026			8/7/2026
2 nd Oct. 13 – Dec. 18	10/19/2026			10/21/2026
3 rd Jan. 5 – Mar. 18	1/11/2027			1/13/2027
4 th Mar. 29 – May 28	4/5/2027			4/7/2027

CRITICAL ELEMENT # 2: Faculty & Stakeholder Commitment

2. Team communication/presentation of new SPBP to staff and stakeholders

Action Steps:	Dates
Present the 2026-27 SPBP to staff (<i>prior to April 30, 2026</i>)	4/13/2026
Hold a <i>faculty</i> vote on the new SPBP (<i>prior to April 30, 2026</i>)	4/17/2026
Provide training to faculty and staff (<i>prior to September 30, 2026</i>)	8/7/2026
Present the 2026-27 SPBP to family and community stakeholders (<i>prior to September 30, 2026</i>)	8/20/2026

CRITICAL ELEMENT # 3: Data Collection and Analysis

3A. Core Effectiveness: Use current 2025-2026 school year behavior data as listed in Focus.

- (a) Review your referral data YTD in Focus – Discipline Reports – *Students with Referrals*.
- (b) Complete the yellow highlighted cells.
- (c) Auto-calculate the “% of Total Population” by clicking on each “!Zero Divide” in the cells and pressing “Fn + F9”.
- (d) Determine if the core is effective in all three areas.

TOTAL Population:	713	% of Total Population	Core Effectiveness	
# Referrals:	# of Students:			
I. 0 - 1 referrals		88%	Are your 0 – 1 referral > 80%?	<input checked="" type="checkbox"/> Yes <input type="checkbox"/> No
II. 2 - 5 referrals (at risk students)	81	11%	Are your 2 - 5 referrals <15%?	<input checked="" type="checkbox"/> Yes <input type="checkbox"/> No
III. > 5 referrals (high-risk students)	7	1%	Are your >5 referrals <5%?	<input checked="" type="checkbox"/> Yes <input type="checkbox"/> No

3B. Core Effectiveness Action Steps:

If you answered “Yes” to I, II, and III above, then your core is effective. Based upon table 8A, is your core effective?	<input checked="" type="checkbox"/> Yes <input type="checkbox"/> No
<p>Answer either (a) or (b):</p> <p>(a) If your core is effective, then identify action steps your school leadership team should continue to take for early identification of at risk or high-risk students.</p> <p>(b) If you answered “No” to at least one of the items above (I, II, or III) then indicate the supports and interventions and action steps your school leadership team will implement <i>at the beginning</i> of the next school year to improve core strength:</p> <p>Core Effectiveness Action Steps: <i>(3-4 detailed steps)</i></p> <ol style="list-style-type: none"> 1. Use FOCUS for MTSS to identify at risk students (biweekly) 2. Recommend students for mentoring program, Guidance Referral, or SSW Referral 3. Grade Level Discipline Assemblies 4. Parent conferences/communication, as needed 	

3C. Disproportionality is often measured with the relative risk statistic calculation (Relative Risk Ratio = RRR), a measure that indicates the probability of a certain event (e.g., referrals) for one subgroup when compared to all other subgroups.

Relative Risk Ratio calculations are coming soon with the Focus Data System migration.

3D. Disproportionality Action Steps:

What activities/initiatives/programs will your school leadership team implement to prevent disproportionate discipline outcomes within sub group populations (race, SWD, ELL)?	
<p>Disproportionality Action Steps: <i>(3-4 detailed steps)</i></p> <ol style="list-style-type: none"> 1. Administration and the leadership team will meet monthly to review data and develop a plan to address disproportionality. 2. The leadership team will deliver professional development to staff regarding disproportionality data and methods to reduce. 3. Student Leadership Advisory - The leadership team will meet with a diverse group of students at the end of each year to provide these students with an opportunity to share their perspectives, provide feedback, and share ideas and concerns for schoolwide improvement. 4. Elective class teachers to deliver Suite360 (or alternative) lessons focused on strengthening relationships and deepening a sense of belonging. 	

CRITICAL ELEMENT # 4: Schoolwide Expectations & Location-based Rules

- 4A.** Top five behavior incidents: **Use current 2025-2026 school year behavior data** as listed in Focus.
- Review your referral data YTD in Focus – Discipline – Category Breakdown – *Highest Discipline Code*.
 - Complete the chart by identifying the top five behavior incidents and the number of incidents for each type.
 - Complete the yellow highlighted cells.
 - Auto-calculate the total # of referrals by clicking on “0” and pressing “Fn + F9” together.

Top 5 Behavior Incidents Current Year 2025-2026	# Incidents
1. Disobedience / Insubordination	68
2. Unruly Disruptive Behavior	67
3. Mistreatment of Peers	35
4. Minor Fight	34
5. Tardiness	27
TOTAL	231

- 4B.** School-wide expectations are 3 – 5 positive characteristics (*not behaviors*) that counteract the top school-wide misbehaviors in section 3A. ALL people on campus are expected to model these expectations.

Schoolwide Expectations
1. Respect Yourself and Others
2. Be Safe
3. Be Responsible

- 4C.** Top three school-wide locations: **Use current 2025-2026 school year behavior data** as listed in Focus.
- Review your referral data YTD in Focus – Discipline – Category Breakdown – *Location*.
 - Complete the chart by identifying the top three schoolwide locations, excluding classroom and the number of incidents for each location.

Top 3 Locations, excluding Classroom:	
School Location(s)	# Incidents
1. Hallway	66
2. Cafeteria	37
3. Restroom	23

4D. Expectations and Rules Chart for common areas of school campus:
 This chart is posted in all classrooms and used to teach students during behavior lessons.

Schoolwide Expectations and Location-based Rules				Completed by each teacher:
Schoolwide EXPECTATIONS	Hallway Rules	Cafeteria Rules	Schoolwide Rules	Classroom Rules
Respect Yourself and Others	Keep your Hands, Body, and Objects to yourself. (HBO)	Follow all directions given by the cafe monitors/adults	Maintain appropriate behavior	
Be Safe	Walk safely to your destination	Remain seated	Report suspicious or dangerous behavior and threats	
Be Responsible	Arrive to class on time and prepared to learn	Leave your area clean	IDs and dress code must be worn at all times	

CRITICAL ELEMENT #5: Teaching Behavior

5A. At least one lesson plan for **each** schoolwide expectation above is distributed to instructional staff during pre-planning week and are maintained in the SPBP Binder.

Dates when the schoolwide expectations lesson plans are taught by instructional staff and noted in lesson plans:			
	Date(s)	Time:	Location(s):
Start of School Year	8/12/2026	First Block	First Block Class
After Winter Break	1/5/2027	First Block	First Block Class
After Spring Break	3/30/2027	First Block	First Block Class

5B. At least one Rules Lesson Plan for **each** common location is distributed to instructional staff during pre-planning. This is aligned to the **Schoolwide Expectation/Location-based Rules** chart in section 4D. Location-based rules should be taught and reinforced in the context of the location in the beginning of the year, after long breaks, and throughout the year as necessary.

Dates when the rules lesson plans for common locations are taught by instructional staff and noted in lesson plans:			
Common Location	Hallway Rules	Cafeteria Rules	School-Wide
Lesson Plan Dates			
Start of School Year	8/12/2026	8/13/2026	8/14/2026
After Winter Break	1/5/2027	1/6/2027	1/7/2027
After Spring Break	3/30/2027	3/31/2027	4/1/2027

5C. Prevention programs and other schoolwide student support initiatives can be used to proactively teach positive behavior and prosocial skills. Use this chart to plan for how you will use District supported programs and initiatives to promote positive behavior on campus.


Program/Initiative	Plan Details			
	When will it be taught?	Who will teach it?	How will it be implemented? <i>2-3 sentences</i>	How will it be monitored for effectiveness?
Other Combination – LSW/Resiliency & No Place for Hate	During the first week of school	First block teacher or Assembly presenter	The first block teacher or assembly presenter will deliver the district-created instruction. The teacher/presenter will follow up with prescribed resources.	Leadership/admin will meet with guidance for qualitative feedback on effectiveness in their experiences with students.
Other Combination – LSW/Resiliency & No Place for Hate	During the first week of school	First block teacher or Assembly presenter	The first block teacher or assembly presenter will deliver the district-created instruction. The teacher/presenter will follow up with prescribed resources.	In addition to guidance feedback, leadership/admin will monitor BMS incidents.

CRITICAL ELEMENT # 6: Recognition Programs

6A. The schoolwide recognition system focuses on reinforcing schoolwide expectations OR a specific location where referrals often occur. The recognition should be used to encourage, acknowledge, and reinforce students to exhibit positive behaviors.

Identified Schoolwide Expectation OR Specific Location: Schoolwide

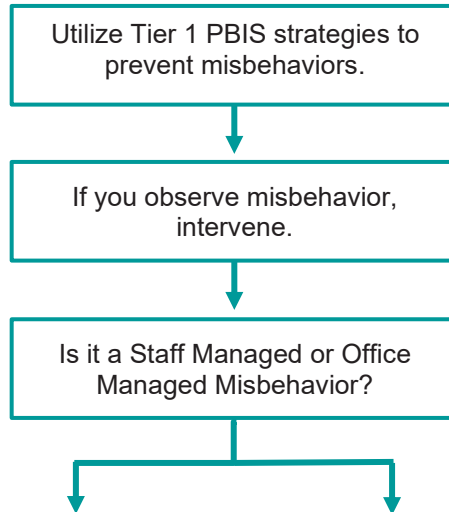
4 Step Problem Solving Process	Plan Details
<p>1. Problem Identification: Review your behavior data to identify one school-wide problem. What problem did you identify? <i>(use numerical data)</i></p>	<p>Data used: Discipline Referrals</p> <p>Problem Identification Statement: To date during the 2025-2026 school year, there were 68 incidents of Disobedience/Insubordination. In 2026-2027, our focus will be on decreasing incidents of Disobedience/Insubordination.</p>
<p>2. Problem Analysis: Why do you think this problem is occurring? What is your goal? <i>(create a SMART goal statement with numerical data)</i></p>	<p>Hypothesis: Posters in the school may not be visible enough, as a result, students may not display the appropriate behaviors within specific settings throughout the school.</p> <p>SMART Goal Statement: By June 2027, Pines Collegiate Academy 6-12 will see a 5% decrease in Disobedience/Insubordination Behavior infractions involving lack of adherence to schoolwide rules due to increased exposure of school-wide rules and expectations and targeted lesson plans.</p>
<p>3. Intervention Design: Describe how you will implement a positive reward program/system to decrease this problem.</p>	<p>Type of Program/System: Lottery</p> <p>Description of Program/System: The following positive behavior reward program will be implemented to decrease unwanted behaviors. The Leadership Team will use FOCUS to track behavioral referrals. Students with no behavior referrals for the preceding month will be entered into a monthly raffle. Ten students (or more) per grade level will receive a reward/incentive each month. The team will request funding for incentives/rewards. This plan will be promoted via classroom teachers, AM / PM announcements, lunch announcements, and Canvas reminders; school staff will promote the positive behaviors that we want to see displayed, which counteract the negative behaviors that are being displayed on campus.</p>
<p>4. Evaluation: A. Implementation fidelity</p>	<p>How will you monitor the fidelity (consistency and effectiveness) of the staff's implementation of the reward program/system?</p> <p>The Schoolwide Positive Behavior Plan committee will meet each quarter to discuss implementation of the plan, refine, as needed, and review available attendance reports and discipline referral data in order to monitor the fidelity of the reward program.</p>
<p>B. Student outcome monitoring <i>(use numerical data)</i></p>	<p>How will you know if the reward program/system is positively impacting students? What measurable data will you use to determine "success"?</p> <p>The grade level centers will track discipline referrals in Focus to monitor whether the reward program is positively impacting students. We will compare behavior referral data from year to year and month to month and look for trends of decreases. We will deem the program a success when we see a 2% decrease in referrals from month-to-month.</p>

6B. *Character Education* is an educational and award program utilized to teach and recognize students who display positive character traits each month. Please refer to the BCPS website for lesson plans, videos and additional resources to support this recognition program at your school. 

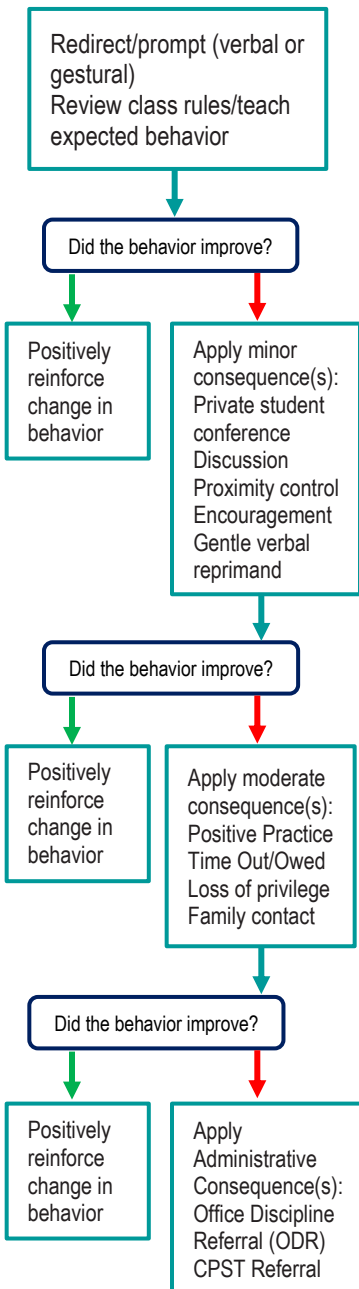
Monthly Character Traits	Plan Details How will you recognize <i>Kids of Character</i> each month? <i>(2-3 sentences)</i>
<ol style="list-style-type: none"> 1. September: Cooperation 2. October: Responsibility 3. November: Citizenship 4. December: Kindness 5. January: Respect 6. February: Honesty 7. March: Self-Control 8. April: Tolerance 	<p>Students will be recognized on the morning announcements.PA. Additionally, students will be recognized on the scrolling announcements.</p>

CRITICAL ELEMENT #7: Effective Discipline Procedures

You can choose to use the flow chart below or create your own. This flow chart is posted in all classrooms and used to teach students during behavior lessons.



- Tier 1 Strategies include, but are not limited to:
- Effective classroom structure
 - Precorrection
 - Preferential seating/seat change
 - Remove distractions
 - Personal schedule/organization
 - Reteach expectations and rules
 - Redirection
 - Prompts, cues, and reminders
 - Think time/cool down area
 - Consistent reward system
 - Modify academic assignments
 - Provide choices



Staff Managed Misbehaviors	Office Managed Misbehaviors
Note: The behaviors provided are examples, not an exhausted list of misbehaviors.	
Inappropriate language <ul style="list-style-type: none"> name calling use of profanity 	Inappropriate language <ul style="list-style-type: none"> racial slurs or taunting profanity directed at a staff member
Disrespect <ul style="list-style-type: none"> talking back physical gestures 	Harassment <ul style="list-style-type: none"> bullying threat or intimidation
Defiance <ul style="list-style-type: none"> work refusal head down on desk/sleeping not following directions 	Defiance <ul style="list-style-type: none"> leaving classroom, assigned area, or school grounds without permission forgery/plagiarism
Disruptive <ul style="list-style-type: none"> tattling/false information talking out of turn calling out distracting others 	Disruptive <ul style="list-style-type: none"> inciting others to disrupt teacher chronic classroom disruption: more than 3 times within 30 minutes
Physical Contact <ul style="list-style-type: none"> touching others, pushing/shoving (no injuries) mutual horseplay 	Physical Contact <ul style="list-style-type: none"> touching others (hitting, kicking, biting) with intent to do harm petty theft
Violation of classroom or location-specific rules	Violation of the Code of Student Conduct

Staff:
Submit an office discipline referral (ODR) using report style writing (non-judgmental, observable, and measurable language)

Administrator:
Review, investigate and apply consequence according to policy
Contact family to communicate incident and consequence
Follow up with teacher/feedback/support




Crisis Events:
In need of immediate assistance
Potentially unsafe environment
Suspicion of criminal behavior
Contact front office/administration immediately
Follow safety team protocol

CRITICAL ELEMENT # 8: Classroom Management Systems

8A. Evidence-based Tier 1 classroom management system:

Which evidence-based system(s) are you using?	Provide 3-4 measurable and observable action steps the team will take to help educators improve their classroom management system. <i>(3-4 detailed steps)</i>
<input type="checkbox"/> CHAMPS <input checked="" type="checkbox"/> Positive Behavior Interventions and Supports and the Classroom https://fl-pda.org/#/category/26 <input type="checkbox"/> Other: Click here to enter name of system	The SPBP team will review evidence of completion of evidence-based classroom management training for teachers. Teachers who are not trained will be encouraged to participate in training in PBIS Classroom management using http://www.fl-pda.org/independent/ . The percentage of teachers trained will be maintained.

8B. The administration reviews and analyzes the fidelity of staff implementation of Tier 1 classroom management systems **across teachers** using:

<input checked="" type="checkbox"/> CHAMPs 7 Up Checklist 
<input type="checkbox"/> Classroom Snapshot (Classroom Management Assessment) 
<input type="checkbox"/> PBIS Classroom Assistance Tool (CAT) 
<input type="checkbox"/> Other (<i>specify</i>):

8C. Percentage of classroom referrals: **Use current 2025-2026 school year behavior data** as listed in Focus.

(a) Review your classroom data YTD in Focus – Discipline – Category Breakdown – *Location*.

(b) Complete the yellow highlighted cells.

(c) Auto-calculate the % of referrals in the classroom by clicking on “!Zero Divide” in the next cell and pressing “Fn + F9” together.

Total number of discipline referrals from classrooms :	218
Total number of <i>other</i> school-wide discipline referrals (not including classrooms):	126
% of referrals in the classroom:	63%
Do more than 40% of your referrals come from the classroom?	<input checked="" type="checkbox"/> Yes <input type="checkbox"/> No

If >40% of discipline referrals come from the classroom, it suggests Tier 1 classroom management implementation may need to be strengthened school wide.

Critical Elements # 9: SPBP Implementation Planning

RED Font = Action Steps for all schools in Broward County

GREY Font = Best Practices for all schools in Broward County

TEAL Font = Resources available at <https://browardschools.instructure.com/enroll/PWF673>

Implementation Action Plan	
Month	Action Steps
	<input checked="" type="checkbox"/> check off Action Step when completed
Current	<ul style="list-style-type: none"> <input type="checkbox"/> Create an SPBP binder or portfolio to retain (for 2 years) hard copies of: your SPBPs, Action Plans, staff PBIS professional development attendance, stakeholder training attendance, quarterly meeting agendas, quarterly staff behavior presentations, voting attendance and outcome, Expectations lesson plans and Rules lesson plans
Pre-Planning	<ul style="list-style-type: none"> <input type="checkbox"/> Print up your SPBP and Feedback form BCPS Central <input type="checkbox"/> Provide SPBP presentation to all staff during Pre-Planning <input type="checkbox"/> Disseminate the current SPBP (hard copy or electronically) to all staff and stakeholders <input type="checkbox"/> Market and post School-wide Expectations and Location-specific Rules <input type="checkbox"/> Identify your district PBIS Specialist <input type="checkbox"/> (Contact amber.jennings@browardschools.com for more information if you are unsure) <input type="checkbox"/> Ensure schedule of quarterly meeting dates for entire year as indicated in the SPBP (indicated in yellow)
August 1 st Quarter Team Meeting	<ul style="list-style-type: none"> <input type="checkbox"/> Determine any needed team training, such as: 4 Step Problem Solving Process series, PBIS 10 Critical Elements, Data Collection, etc. <input type="checkbox"/> Review previous year's SPBP and feedback form; make necessary modifications <input type="checkbox"/> Review previous year's data (Use the Tier 1 Agenda and Quarterly Big 5 Data template) <input type="checkbox"/> Verify and implement teaching schedule for Expectations and Rules behavior lesson plans <input type="checkbox"/> Implement the Reward System for all students as indicated in the SPBP <input type="checkbox"/> Ensure the Discipline Flow Chart is distributed to all staff and is being used as written <input type="checkbox"/> Present implementation data, behavior data, team activities and SPBP progress to entire staff <input type="checkbox"/> Ensure all teachers are using an evidence-based classroom management plan, such as CHAMPS <input type="checkbox"/> Confirm next quarterly PBIS team meeting date and time
September	<ul style="list-style-type: none"> <input type="checkbox"/> Provide SPBP stakeholder presentation by September 30th <input type="checkbox"/> Ensure instructional staff know how to document Tier 1 Supplemental Strategies for behavior <input type="checkbox"/> Check for staff and teacher understanding of PBIS - provide "PBIS 101" training as a resource <input type="checkbox"/> Video training modules available at: https://browardschools.instructure.com/courses/1193624/
October 2 nd Quarter Team Meeting	<ul style="list-style-type: none"> <input type="checkbox"/> Review previous quarter's data (Use Tier 1 Agenda and Quarter Big 5 Data template) <input type="checkbox"/> Present implementation data, behavior data, team activities, and SPBP progress to entire staff <input type="checkbox"/> Ensure Core Effectiveness Action Steps are being implemented as written in Section 3B <input type="checkbox"/> Complete Quarterly Big 5 Data Template and submit to your assigned PBIS Administrator <input type="checkbox"/> Confirm next quarterly PBIS team meeting date and time
November	<ul style="list-style-type: none"> <input type="checkbox"/> Review/revise lesson plans as indicated by previous quarter behavior data <input type="checkbox"/> Ensure that the Student Outcome Monitoring Action Steps are being implemented as written in Section 10B
January 3 rd Quarter Team Meeting	<ul style="list-style-type: none"> <input type="checkbox"/> Staff to re-teach Expectations and Rules after winter break <input type="checkbox"/> Review previous quarter's data. (Use Tier 1 Agenda and Quarter Big 5 Data template) <input type="checkbox"/> Present implementation data, behavior data, team activities, and SPBP progress to entire staff <input type="checkbox"/> Complete Quarterly Big 5 Data Template and submit to your assigned PBIS Administrator <input type="checkbox"/> Confirm next quarterly PBIS team meeting date and time
February	<ul style="list-style-type: none"> <input type="checkbox"/> Check on newly hired staff for PBIS understanding - provide "PBIS 101" video training module <input type="checkbox"/> Utilize the Stakeholder SPBP Forms Survey to solicit input for planning next year's SPBP (optional)
March 4 th Quarter Team Meeting	<ul style="list-style-type: none"> <input type="checkbox"/> Ensure progress towards completion and submission of next year's SPBP <input type="checkbox"/> Staff to re-teach Expectations and Rules after spring break <input type="checkbox"/> Review previous quarter's data. (Use Tier 1 Agenda and Quarter Big 5 Data template) <input type="checkbox"/> Present implementation data, behavior data, team activities, and SPBP progress to entire staff <input type="checkbox"/> Complete Quarterly Big 5 Data Template and submit to your assigned PBIS Administrator
April	<ul style="list-style-type: none"> <input type="checkbox"/> Provide staff presentation and faculty vote on new SPBP for next year <input type="checkbox"/> Submit your SPBP in BCPS Central by April 30th. Use this new SPBP in the next school year <input type="checkbox"/> Continue implementing your current SPBP through the end of the current school year

CRITICAL ELEMENT # 10: Evaluation

10A. Staff Implementation of the Schoolwide Positive Behavior Plan: review goals, evaluate implementation, and create 2 action steps to review in quarterly PBIS meetings.

“Are staff implementing the SPBP with fidelity? If not, how will you address this area?”

STAFF Implementation Monitoring		
Staff Implementation Goal	Quarterly Team Review: Implemented with fidelity?	If you answered No , enter 2 action steps your school will take to move towards this goal by the next PBIS meeting.
100% of hallways, front office, cafeteria, and other public areas all have school-wide expectations and location-specific rules posted.	<input checked="" type="checkbox"/> Yes <input type="checkbox"/> No	By 10/1/2026 , 1. Create expectations / rules posters 2. Post expectations / rules in hallways, offices, cafeteria
100% of instructional staff has delivered expectations and rules lesson plans as written and when indicated.	<input checked="" type="checkbox"/> Yes <input type="checkbox"/> No	By 9/1/2026 , 1. Identify lesson plans 2. Provide lesson plans & monitor delivery
100% of staff members are oriented to the Discipline Flow Chart. It is used consistently by 100% instructional staff, behavioral support, and administrators.	<input checked="" type="checkbox"/> Yes <input type="checkbox"/> No	By 9/1/2026 , 1. Provide training on the discipline flow chart 2. Monitor consistent implementation / re-train
A recognition system is implemented by 100% of staff for <i>all</i> students.	<input checked="" type="checkbox"/> Yes <input type="checkbox"/> No	By 10/1/2026 , 1. Secure funding for incentives 2. Create calendar of reward dates for the year


10B. The SPBP is successful in positively impacting **students**: review behavior data and create a SMART goal. Evaluate implementation and create action steps to review in quarterly PBIS meeting.

“If staff are implementing the SPBP consistently and effectively, is it positively impacting students? How will you know?”

SMART Criteria:

S	Specific	Concrete, detailed, focused, and well defined. Results-focused and action-orientated.
M	Measurable	The measurement sources (data) are defined numerically in order to track progress towards the objective.
A	Attainable	Objectives are achievable in the near future to maintain motivation.
R	Realistic	Staff have the resources to achieve the objective- time, personnel, materials, etc.
T	Time-bound	Agreed-on time frames create the necessary urgency and prompt action.

STUDENT Outcome Monitoring		
Student Outcome Data	Complete the SMART goal to determine “successful” student outcomes <i>(use numerical data)</i>	List 2 action steps your team will take to ensure this goal is monitored and meets or exceeds the SMART goal.
Behavior Incidents	By June 3, 2027, Disobedience/Insubordination behavior incidents decrease by 5% as measured by Office Discipline Referrals (ODRs) in Focus.	1. Discipline assembly 2. Train students on schoolwide reward system

SPBP Submission
<ol style="list-style-type: none"> 1. Upload completed SPBP (as PDF) into BCPS Central in the School Improvement Plan.  2. Complete PBIS Point of Contact form. 