

BCPS STUDENT (Grades 6-12) CUSTOMER SURVEY 2025

run on 06/06/2025





BCPS STUDENT (Grades 6-12) CUSTOMER SURVEY 2025

run on 06/06/2025

Custom Survey

1 survey(s) 388 response(s)

Report Filters

School:
N/A

Race:
N/A

Grade:
N/A

Gender:
N/A

Ethnicity:
N/A

Tag:
N/A

BCPS STUDENT (Grades 6-12) CUSTOMER SURVEY 2025

Demographics

Number of Responses | Percentages of Total Responses

1. Gender

Male	195	50%
Female	173	45%
Prefer not to answer	19	5%

387 respondents

2. Race

American Indian or Alaska Native	0	1%
Asian	0	3%
Black or African American	164	44%
Native Hawaiian or Other Pacific Islander	0	0%
White	39	10%

Multiracial 37 10%

Other 120 32%

373 respondents

3. Ethnicity

Hispanic 152 44%

Non-Hispanic or Latino 114 33%

Prefer not to answer 83 24%

349 respondents

4. Grade

Grade 6 63 16%

Grade 7 119 31%

Grade 8 199 51%

Grade 9 1 1%

Grade 10 0 0%


Grade 11 0 0%

Grade 12 1 1%


388 respondents

C. Section 2

1. I feel safe at my school.



2. I feel safe getting to and from my school.



3. *Note: Remember, this survey is anonymous, please report any bullying concerns to a trusted adult at your school. The next 10 questions ask about bullying. Bullying is when 1 or more students tease, threaten, spread rumors about, hit, shove, or hurt another student over and over again. It is not bullying when 2 students of about the same strength or power argue, fight or tease each other in a friendly way. During the past 12 months, have you ever been bullied on school property?

Yes	78	20%
-----	----	-----

No 310 80%

388 respondents

4. The primary location on school property where I was bullied during the last 12 months was:

On the school bus 7 2%

In the classroom 32 8%

In the cafeteria 1 3%

In the hallway 5 4%

In the restroom 1 1%

Other school area 7 2%

Does not apply to me 311 81%

386 respondents

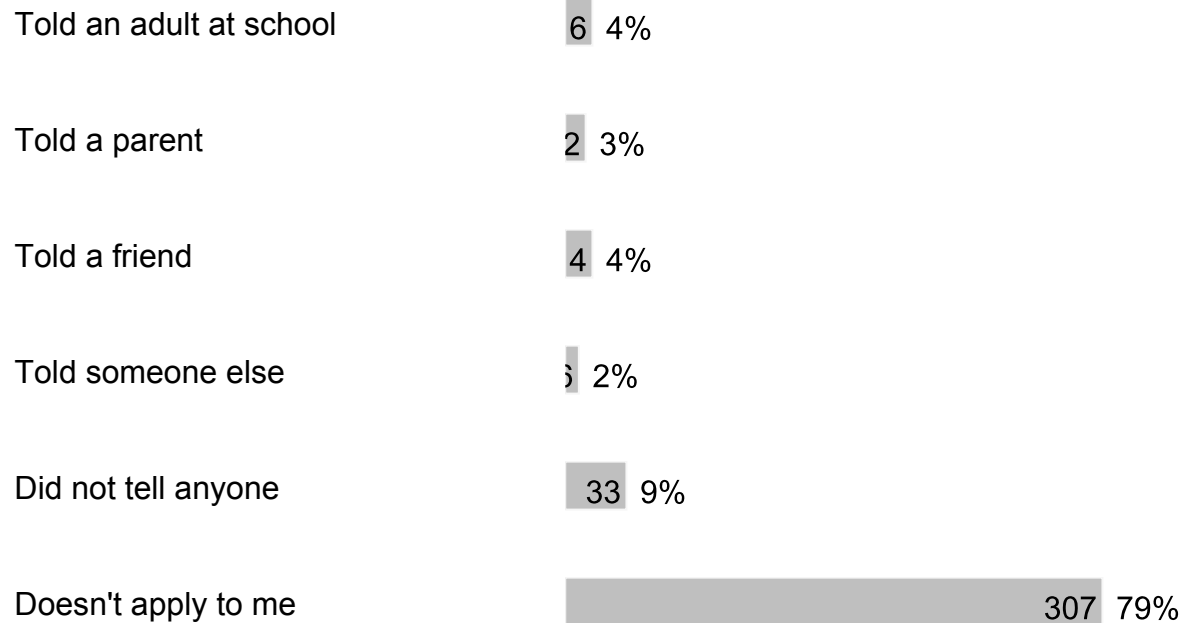
5. During the past 12 months, have you ever been electronically bullied? (Count being bullied through texting, Instagram, TikTok, Snapchat or other social media.)

Yes 42 11%

No 346 89%

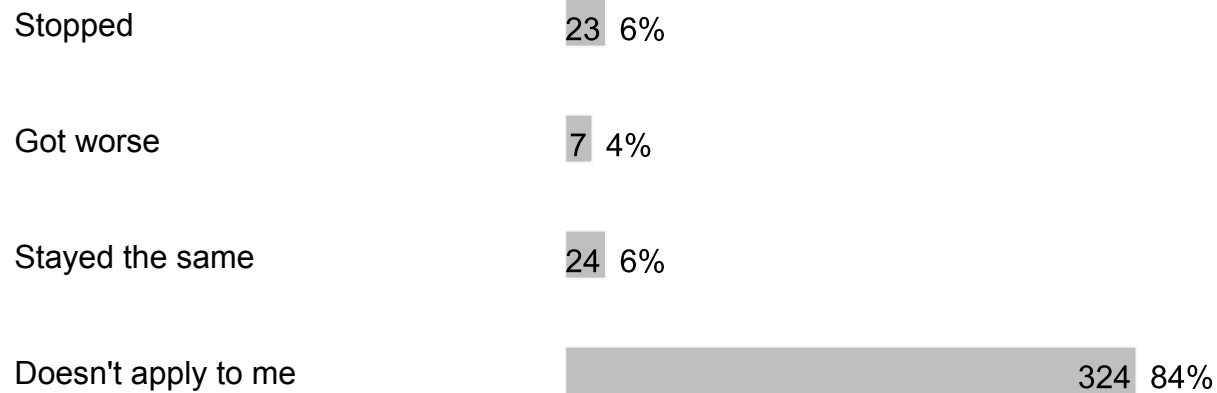
388 respondents

6. After I was bullied, I:



388 respondents

7. After I told an adult at school about being bullied, the bullying:



388 respondents

8. A teacher or another adult at school taught our class about what bullying is this school year.

Yes 266 69%

No 122 31%

388 respondents

9. I think bullying is wrong.

Strongly Agree 201 52%

Agree 100 26%

Neutral 55 14%

Disagree 2 3%

Strongly Disagree 20 5%

388 respondents

10. I know different ways to intervene or help if bullying were occurring or going to occur.

Strongly Agree 52 13%

Agree 115 30%

Neutral 162 42%

Disagree 31 8%

Strongly Disagree 28 7%

388 respondents

11. I would intervene or help if another student was being bullied.

Strongly Agree 58 15%

Agree	108	28%
Neutral	142	37%
Disagree	35	9%
Strongly Disagree	45	12%

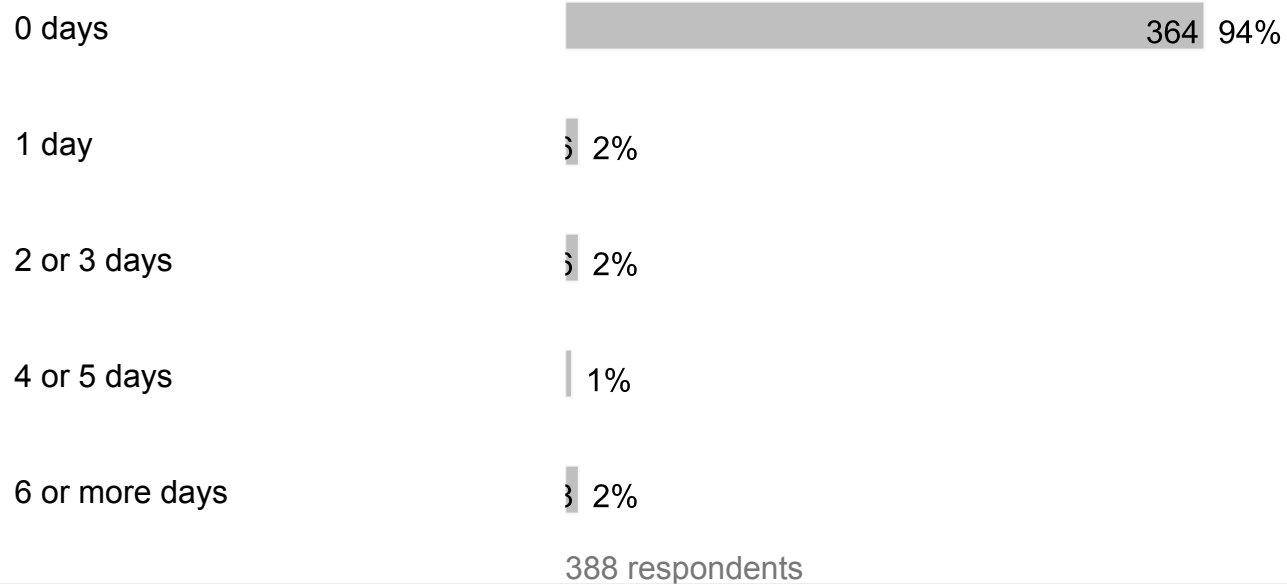
388 respondents

12. What can adults do to help stop bullying at school?

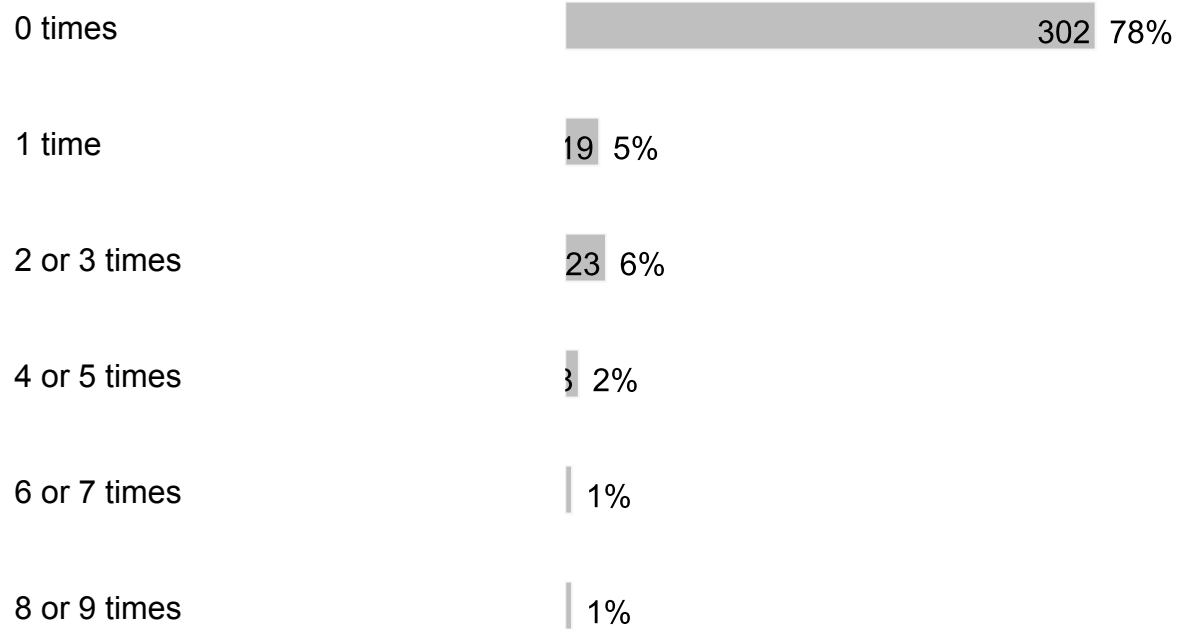
Supervise the school better	95	24%
Start a student patrol program	32	8%
Make punishment for bullying more harsh	89	23%
Intervene more when they see bullying or disrespect	70	18%
Talk/teach about bully prevention and/or intervention in class	41	11%
Help students work together and make friends	24	6%
Teach and celebrate kindness and respect more	37	10%

388 respondents

13. During the past 30 days, how many days did you carry a weapon such as a gun, knife or club on school property?



14. During the past 30 days, how many times have you been threatened by another student at school?



10 or 11 times | 1%

12 or more times 27 7%

388 respondents

15. During the past 12 months, how many times were you in a physical fight on school property?

0 times 329 85%

1 time 19 5%

2 or 3 times 3 3%

4 or 5 times | 1%

6 or 7 times | 1%

8 or 9 times | 1%

10 or 11 times 0%

12 or more times 4 4%

387 respondents

16. During the past 12 months, how many times did someone you were dating or going out with physically hurt you on purpose? (Count such things as being hit, slammed into something or injured with an object or weapon.)

I did not date or go out with anyone during the past 12 months 193 50%

0 times 154 40%

1 time 1 3%

2 or 3 times 2 2%

4 or 5 times 1 1%

6 or more times 6 4%

388 respondents

17. During the past 30 days, how many days did you have at least one drink of alcohol? (Alcohol includes drinking beer, wine, flavored alcoholic beverages and liquor such as rum, gin, vodka, whiskey, etc.) For the purpose of this question, drinking alcohol does not include drinking a few sips of wine for religious purposes.

0 days 351 90%

1 or 2 days 6 4%

3 or 5 days 1 1%

6 to 9 days 1 1%

10 to 19 days 1 1%

20 to 29 days | 1%

All 30 days 0 3%

388 respondents

18. During the past 30 days, how many days did you use an electronic vapor product? (Electronic vapor products include JUUL, SMOK, Suorin, Vuse, blu e-cigarettes, vapes, vape pens, e-cigars, e-hookahs, hookah pens, mods, etc.)

0 days 360 93%

1 or 2 days 3 2%

3 or 5 days | 1%

6 to 9 days | 1%

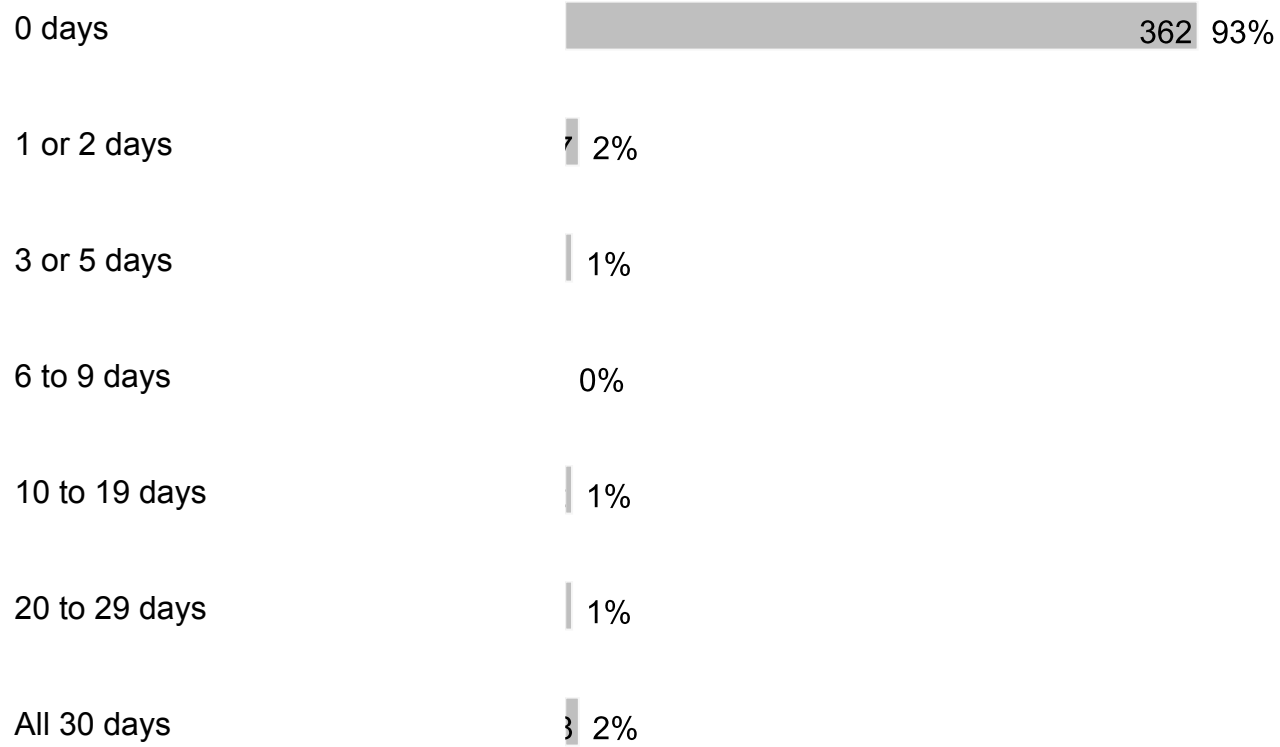
10 to 19 days 0%

20 to 29 days 0%

All 30 days 2 2%

388 respondents

19. During the past 30 days, how many days did you use marijuana (also called pot or weed)? Do not count CBD-only or hemp products, which come from the same plant as marijuana, but do not cause a high when used alone.




388 respondents

20. During the school year, I participated in alcohol, other drug or tobacco prevention activities or lessons.



388 respondents

21. I believe drinking alcohol is bad for your brain.



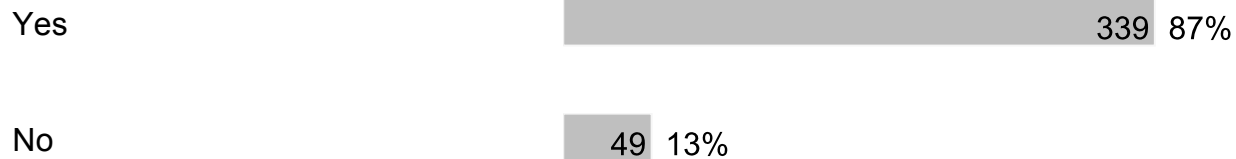
388 respondents

22. In your opinion, what percentage of Broward County students in grades 6 - 12 choose not to drink alcohol?



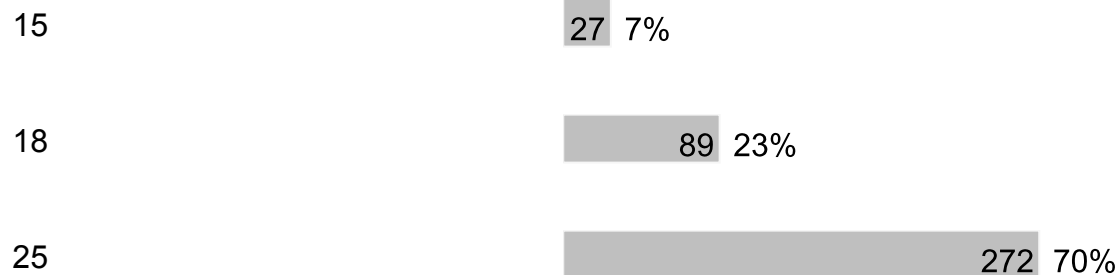
388 respondents

23. I believe using drugs are bad for your health.




388 respondents

24. At what age is a human brain fully developed?



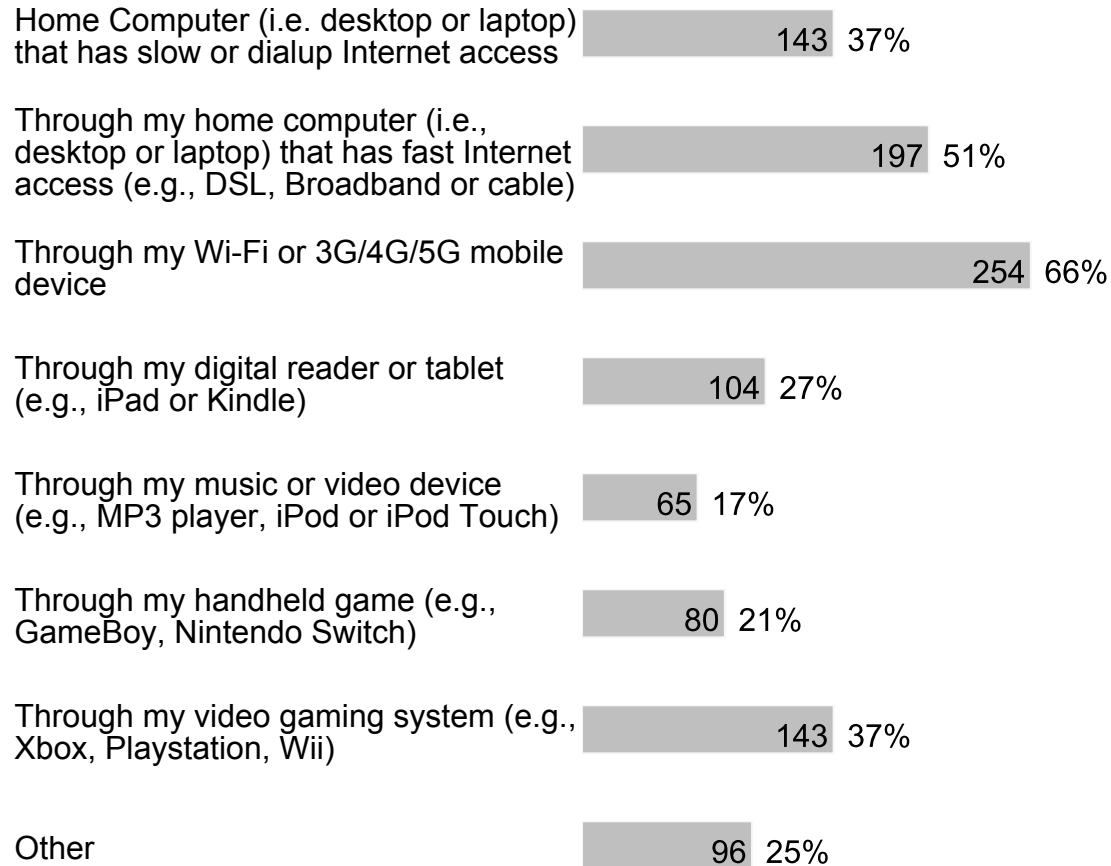
388 respondents

25. My school is clean and well-maintained.



D. Section 3

1. During a typical week, I have access to the internet at home in the following ways (check all that apply):



385 respondents

2. During a typical school day, I have access to the internet at school in the following ways (check all that apply):



During an academic class other than computer lab or computer class such as English or Math class 188 49%

Through school library computers 75 20%

Through my own laptop that I bring to school 28 7%

Through my own tablet computer (such as an iPad) that I bring to school 29 8%

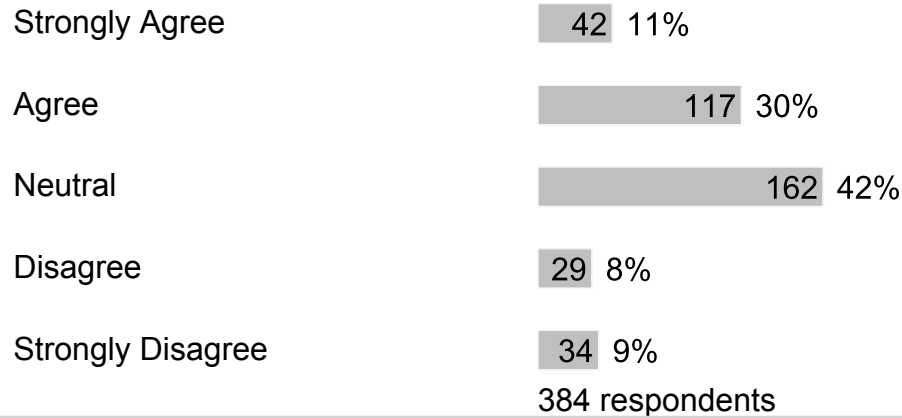
Through my Wi - Fi or 3G/4G/5G mobile device that I bring to school 132 34%

Other 78 20%

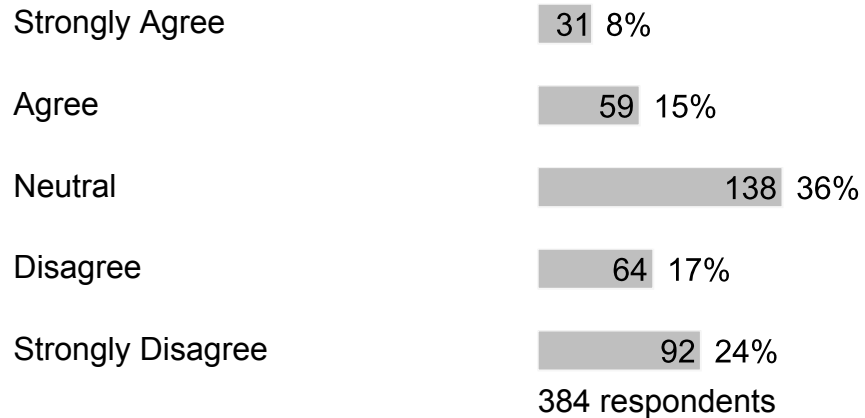
384 respondents

E. Section 4

1. My school provides sufficient material resources (books, supplies, technology, etc.) to meet my needs.



2. I would recommend my school to my friends.



F. Section 5

1. If I have a problem, I know who I can go to for help.

Strongly Agree	44	11%
Agree	132	34%
Neutral	127	33%
Disagree	38	10%
Strongly Disagree	46	12%

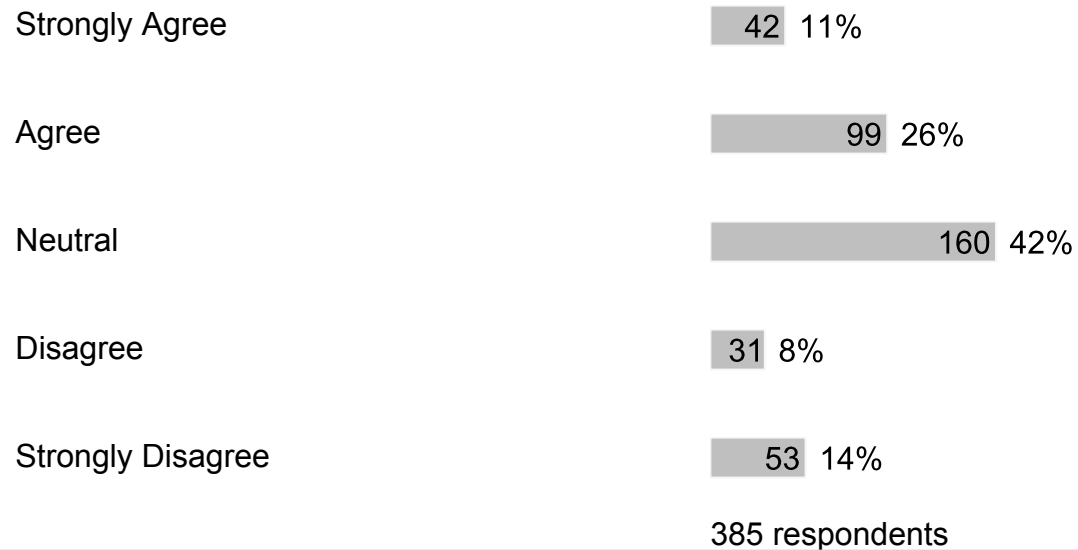
387 respondents

2. In my school, students treat adults with respect.

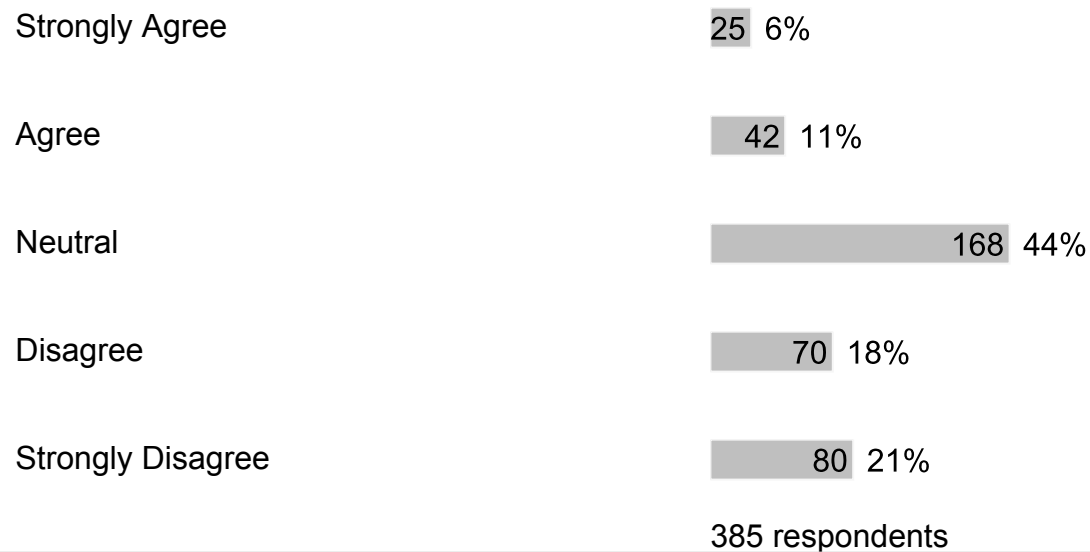
Strongly Agree	20	5%
Agree	46	12%
Neutral	161	42%
Disagree	76	20%
Strongly Disagree	83	22%

386 respondents

3. In my school, adults treat students with respect.



4. In my school, students treat each other with respect.



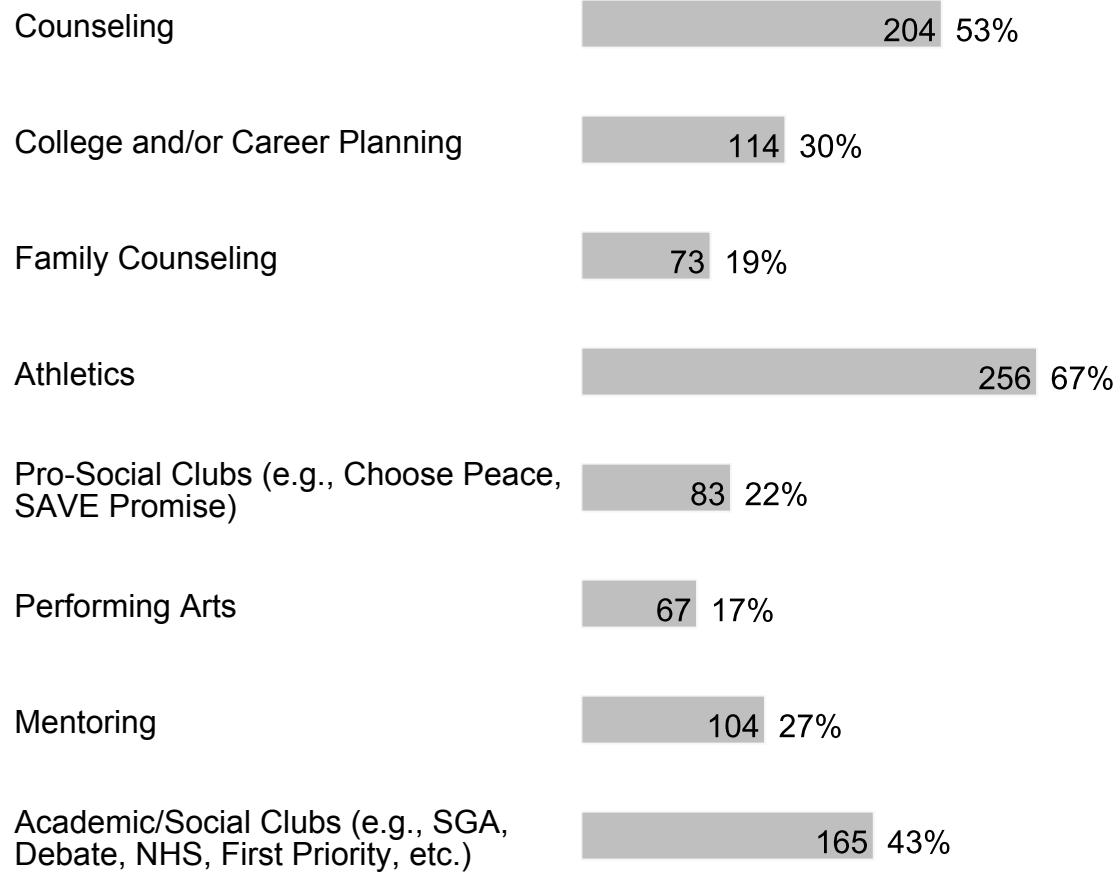
5. My school provides me the support that I need.

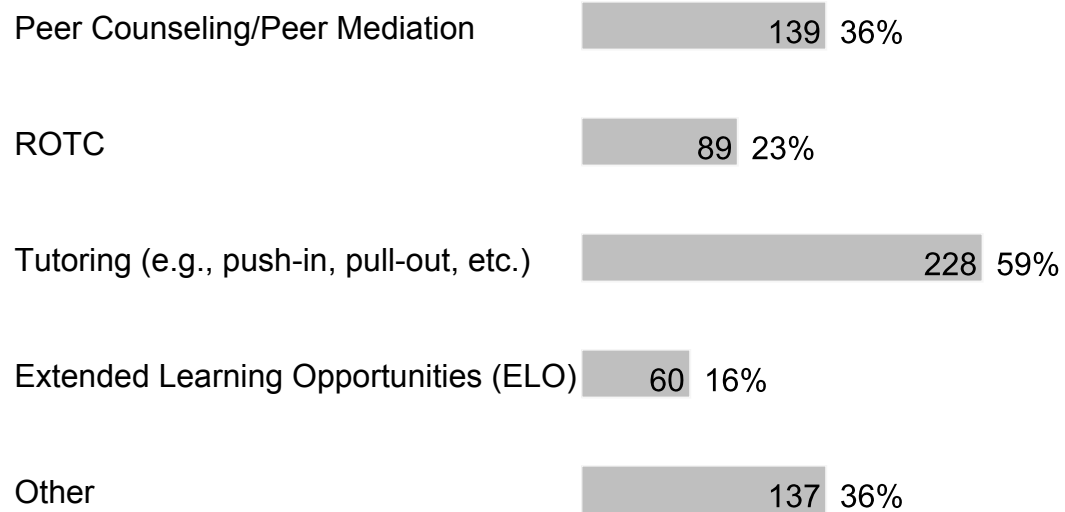




384 respondents

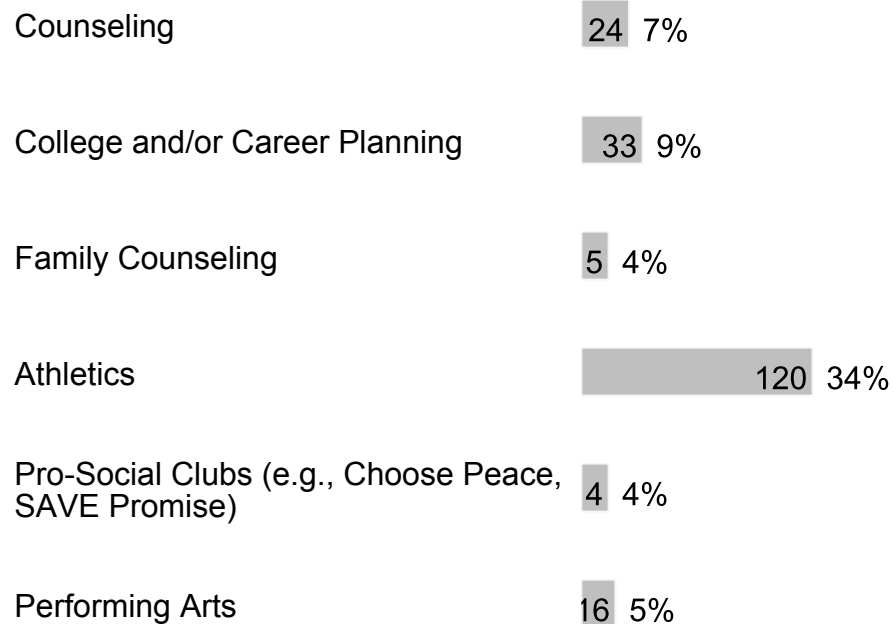
6. At my school, the following programs/services are available (check all that apply):

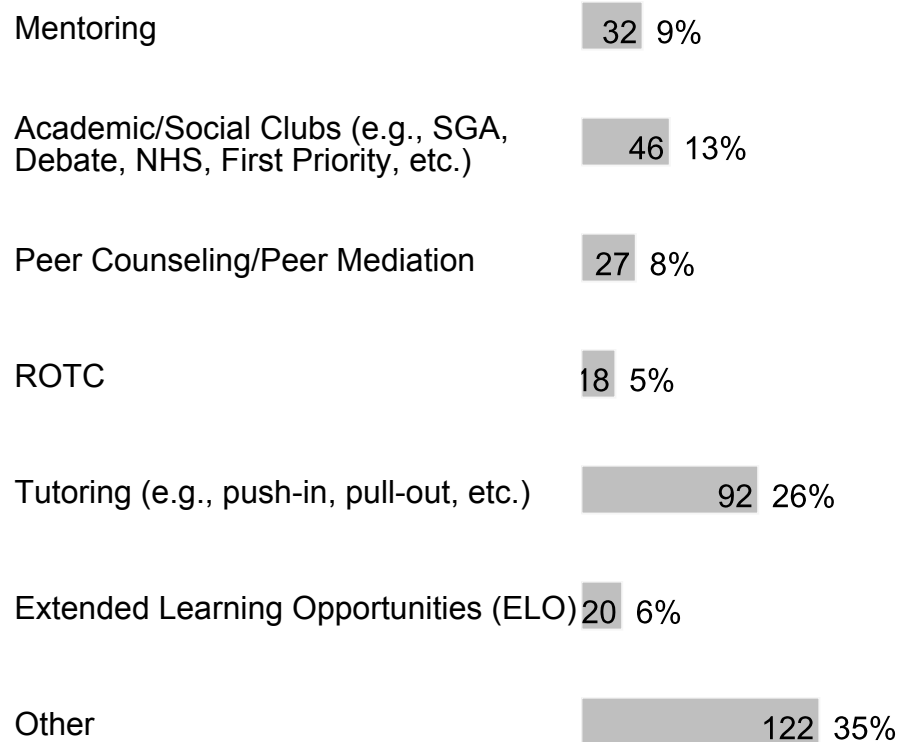




384 respondents

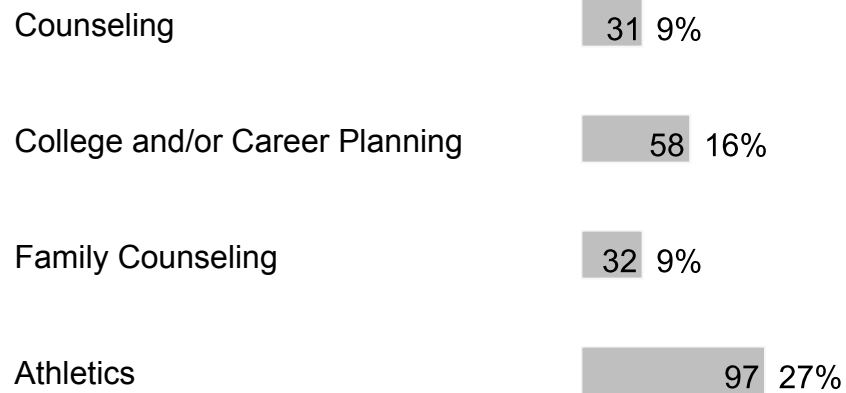
7. At my school, I participate in the following programs/services (check all that apply):

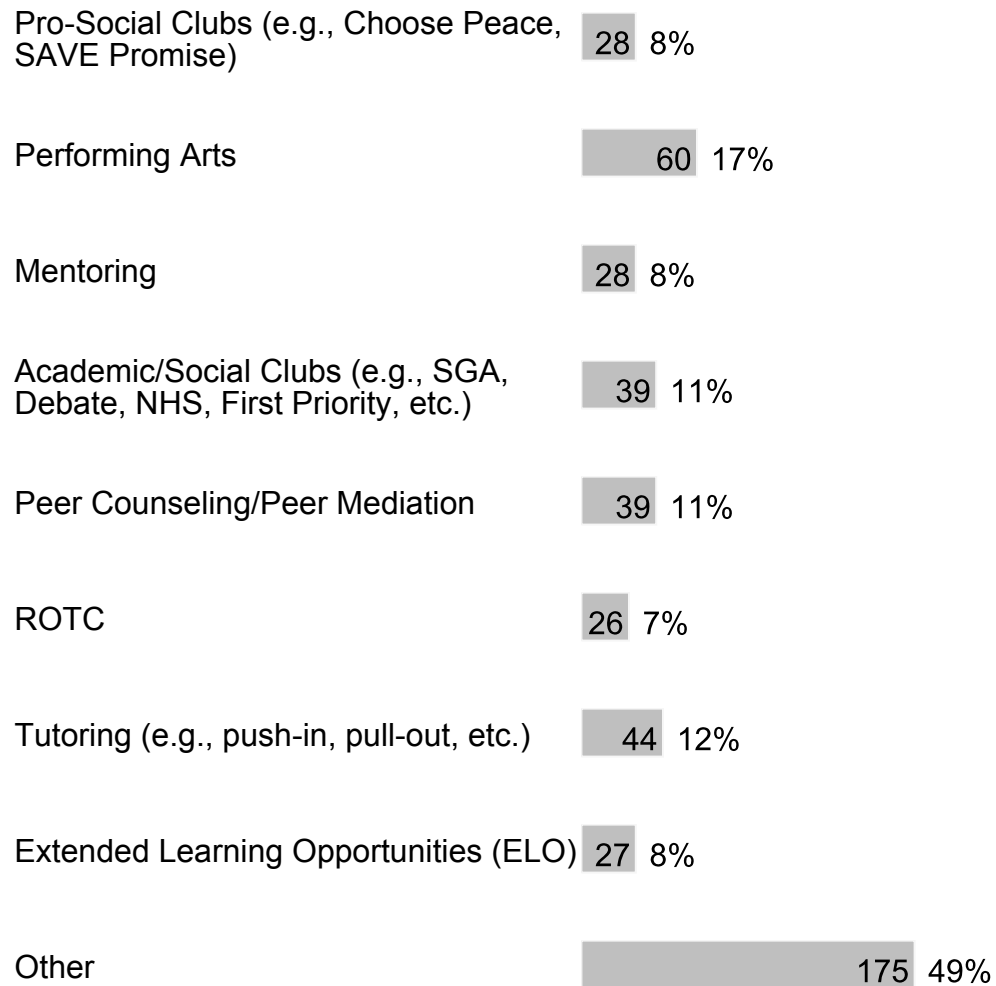




351 respondents

8. These are the programs/services at my school that I value most or would value if they were available at my school (check all that apply):





355 respondents

9. I am friends with other students at this school.

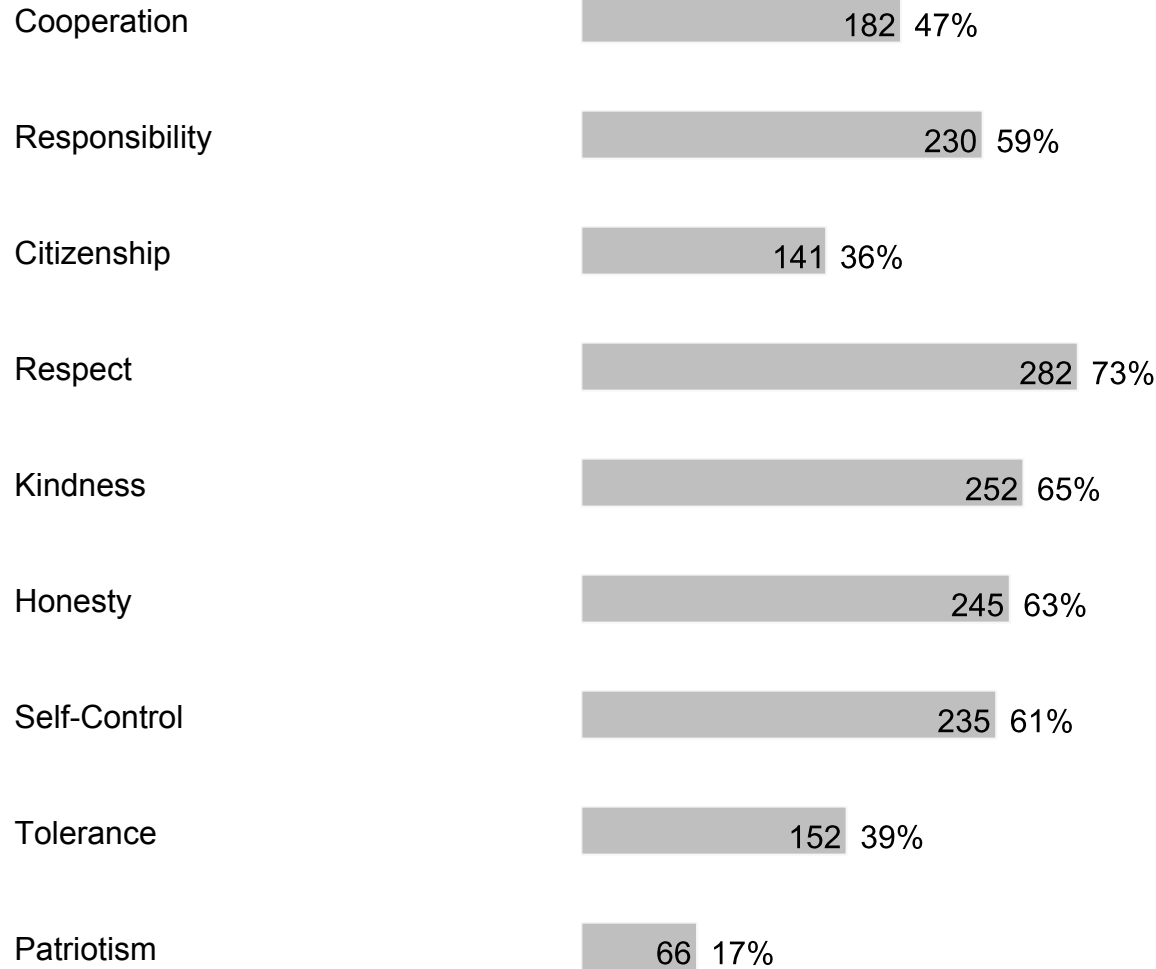


Disagree | 1%

Strongly Disagree 0 3%


388 respondents

10. Which character traits do you value the most in yourself and others? (check all that apply)




388 respondents

11. I receive acknowledgement and/or praise for my strengths or accomplishments by adults at my school.



387 respondents

12. I enjoy eating food prepared by the cafeteria.



388 respondents


G. Section 6

1. In my school, a high-quality education is offered.



388 respondents

2. My school provides me with challenging curriculum, uses a variety of teaching methods and learning experiences to develop the skills I need to succeed.



388 respondents

3. My school motivates me to set academic goals and learn new things.



Neutral	165	43%
Disagree	35	9%
Strongly Disagree	31	8%

387 respondents

4. My teachers use tests, projects, presentations, and portfolios to assess my understanding of what was taught.

Strongly Agree	71	18%
Agree	131	34%
Neutral	115	30%
Disagree	25	7%
Strongly Disagree	4	4%
N/A	28	7%


384 respondents

5. My school prepares me for success in the next school year.


Strongly Agree	63	16%
Agree	140	36%
Neutral	141	36%
Disagree	5	4%
Strongly Disagree	28	7%

387 respondents


6. Lessons and materials in our school prepare us to be effective users of media and technology.



7. In class, students spend considerable amounts of time actively engaged in learning (such as solving problems, discussing ideas, creating their own work, reading, writing, speaking and researching).



8. My teachers effectively engage students in the classroom and encourage creative thinking.




384 respondents

9. There are few distractions during class.



387 respondents

10. Students are encouraged to work in groups regularly.



384 respondents

11. Teachers are generally fair when it comes to grading student work.



Strongly Disagree 41 11%
384 respondents

12. I give class presentations or share my work with classmates.

Strongly Agree 36 9%
Agree 126 33%
Neutral 162 42%
Disagree 31 8%
Strongly Disagree 28 7%
383 respondents

13. I work on assignments that challenge me and/or take more than one class period to complete.

Strongly Agree 53 14%
Agree 133 35%
Neutral 150 40%
Disagree 18 5%
Strongly Disagree 25 7%
379 respondents

14. I complete meaningful homework to review what I learned in class and/or prepare for the next day's lesson.

Strongly Agree 43 11%
Agree 126 33%
Neutral 167 44%

Disagree 5 4%

Strongly Disagree 31 8%

382 respondents

15. I receive feedback about my work that helps me better understand what I'm learning.

Strongly Agree 45 12%

Agree 112 29%

Neutral 164 43%

Disagree 30 8%

Strongly Disagree 34 9%

385 respondents

16. I am provided opportunities to correct or improve my work.

Strongly Agree 43 11%

Agree 122 32%

Neutral 163 42%

Disagree 26 7%

Strongly Disagree 31 8%

385 respondents

17. I am provided opportunities to participate in class discussions and activities.

Strongly Agree 40 10%

Agree 137 36%

Neutral	173	45%
Disagree	2	3%
Strongly Disagree	23	6%
385 respondents		

18. My teachers explain their expectations so I can be successful.


Strongly Agree	49	13%
Agree	132	34%
Neutral	162	42%
Disagree	7	4%
Strongly Disagree	27	7%
387 respondents		

19. My teachers provide me with information about how well I am doing in school.


Strongly Agree	34	9%
Agree	126	33%
Neutral	172	45%
Disagree	26	7%
Strongly Disagree	26	7%
384 respondents		

20. Teachers regularly post information online or send home a newsletter.


Strongly Agree	30	8%
----------------	----	----




21. My teachers keep my family informed of my academic progress.




22. My school considers students' opinions when changing rules/policies and planning ways to improve the school.




23. My school shares information about school success with my community.



24. Our school uses different ways to communicate what is happening to parents and students.



25. My school focuses on Customer Service (greeting with a smile and responding to questions and concerns within one business day).



386 respondents

H. Section 7

1. What else would you like to tell us about your school?

Free form text answers are available in the exported CSV report