

BCPS PARENT CUSTOMER SURVEY 2025 (English, Spanish, Portuguese and Haitian Creole)

run on 08/25/2025



surveys



BCPS PARENT CUSTOMER SURVEY 2025 (English, Spanish, Portuguese a...¹

run on 08/25/2025

Custom Survey

1 survey(s) 69 response(s)

Report Filters

School:
N/A

Race:
N/A

Grade:
N/A

Gender:
N/A

Ethnicity:
N/A

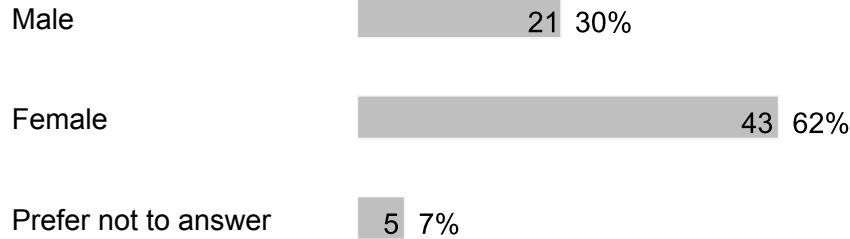
Tag:
N/A

BCPS PARENT CUSTOMER SURVEY 2025 (English, Spanish, Portuguese and Haitian Creole)

Demographics

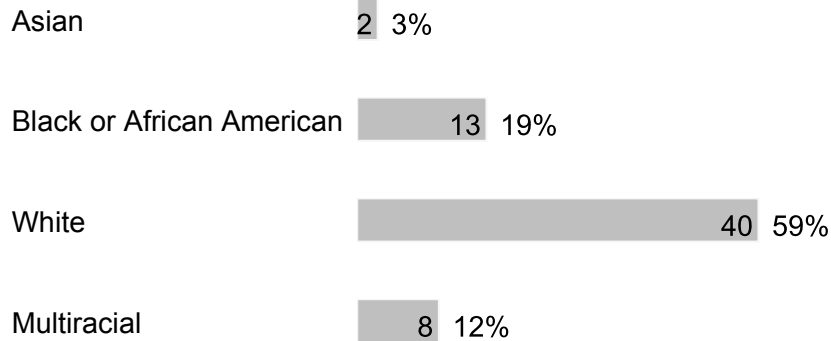
Number of Responses | Percentages of Total Responses

1. Gender



69 respondents

2. Race



Other 5 7%

68 respondents

3. Ethnicity

Hispanic 40 63%

Non-Hispanic or Latino 24 38%

64 respondents

4. Grade

Grade PK 10 15%

Grade K 7 10%

Grade 1 10 15%

Grade 2 5 7%

Grade 3 11 16%

Grade 4 13 19%

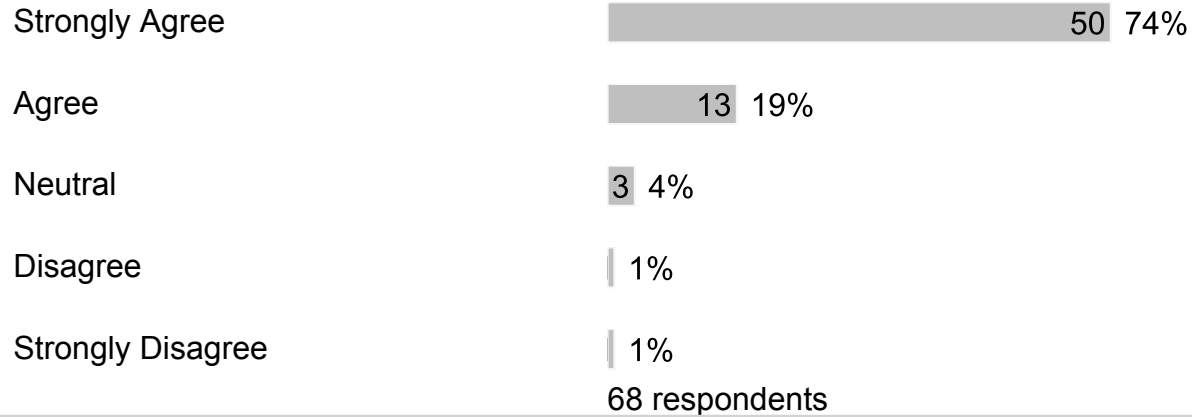
Grade 5 10 15%

Grade 9 1 1%

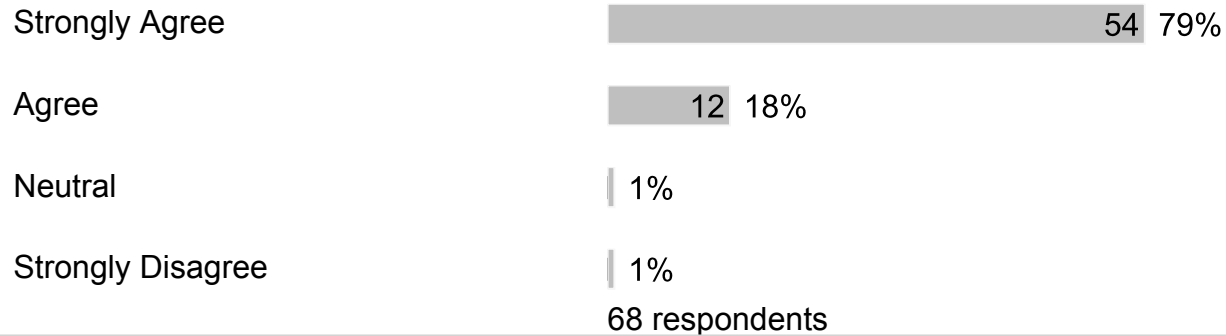
67 respondents

C. Section 2

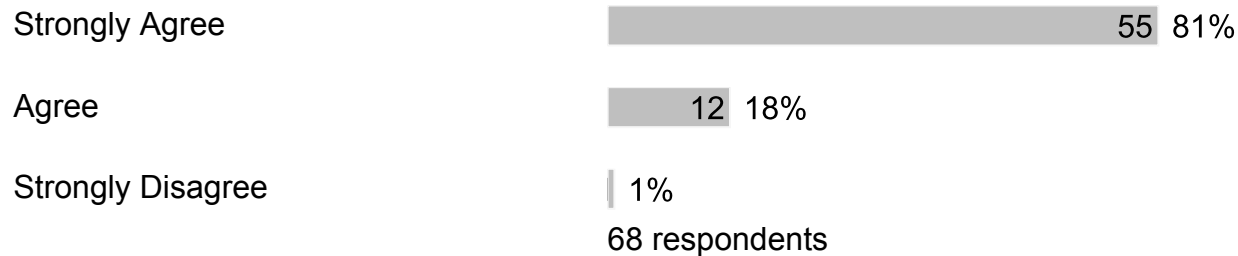
1. My child feels safe at school.



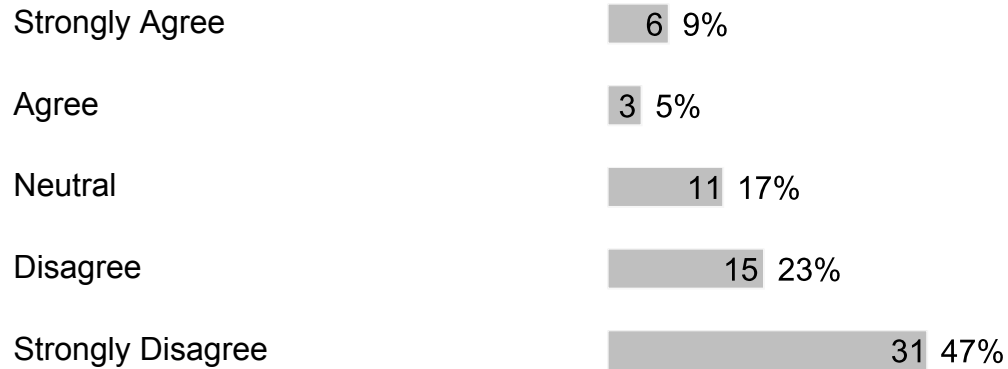
2. My child's school is clean and well-maintained.



3. I would recommend my child's school to my friends and/or family.

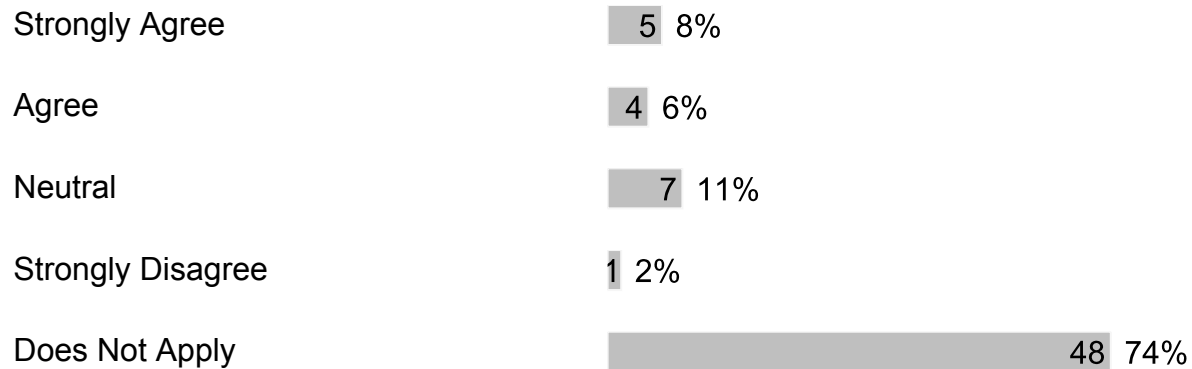


4. Bullying is when 1 or more students tease, threaten, spread rumors about, hit, shove or hurt another student over and over again. It is not bullying when 2 students of about the same strength or power argue, fight or tease each other in a friendly way. Have students bullied or cyberbullied your child at school this year?




66 respondents

5. After my child was bullied, I contacted school staff.



65 respondents

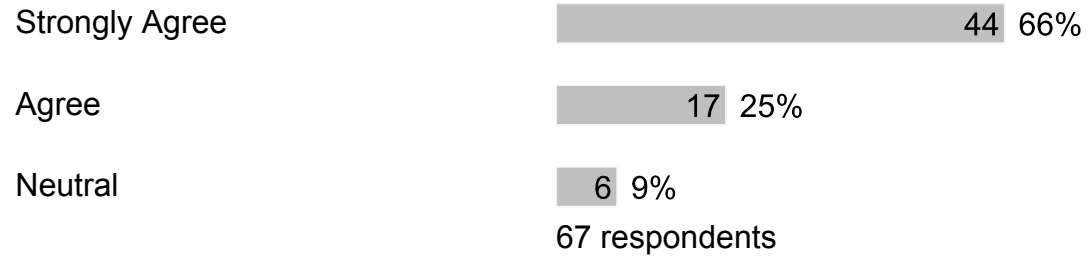
6. After I contacted school staff, the bullying behavior against my child stopped.



62 respondents

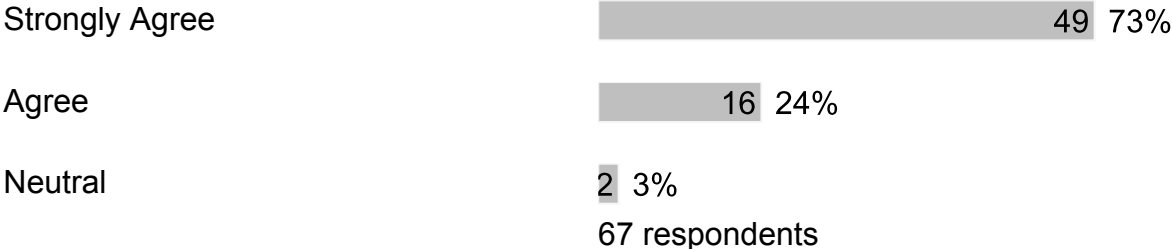
D. Section 3

1. Our school provides adequate technology and internet access for my child(ren) to complete their schoolwork.

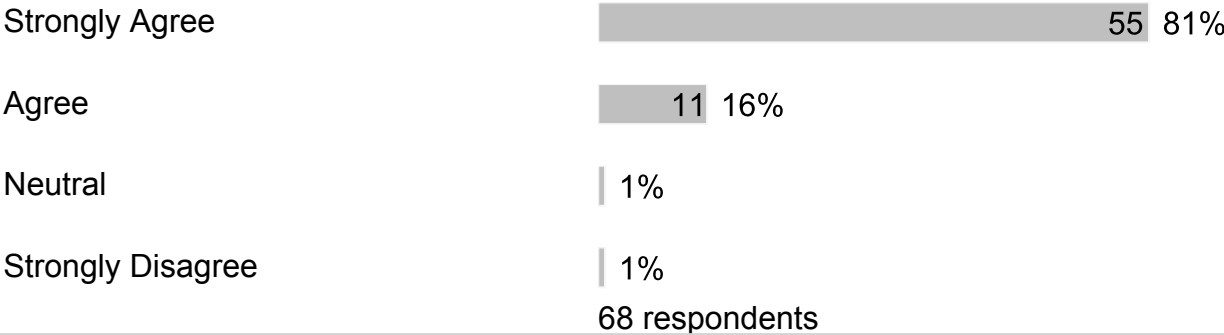


E. Section 4

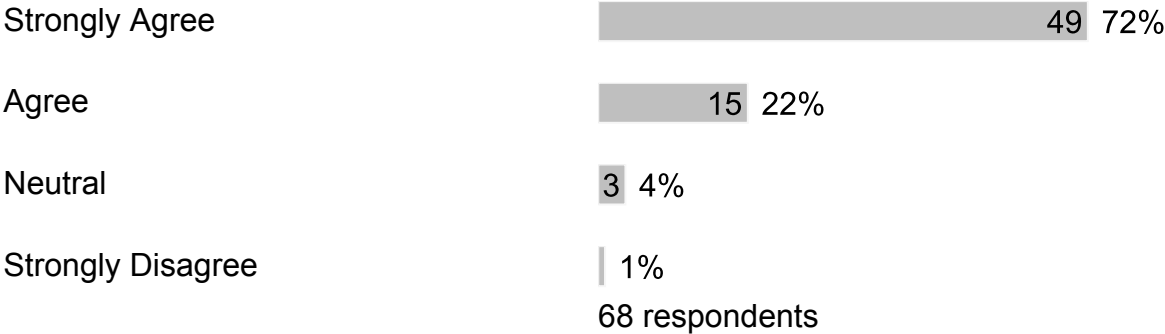
1. Our school provides sufficient material resources (books, computers, learning materials, etc.) to meet student needs.



2. Our school provides qualified staff members to support student learning.

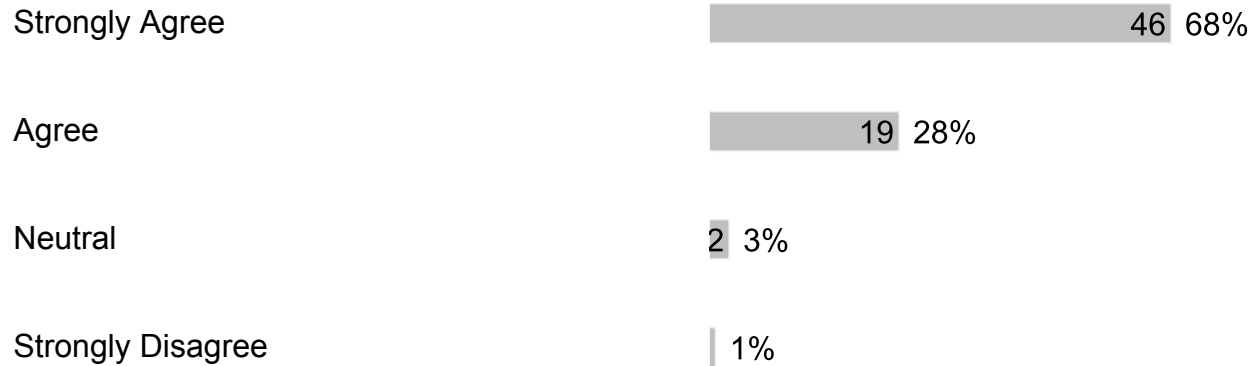


3. At school, my child has up-to-date computers and other technology to learn.



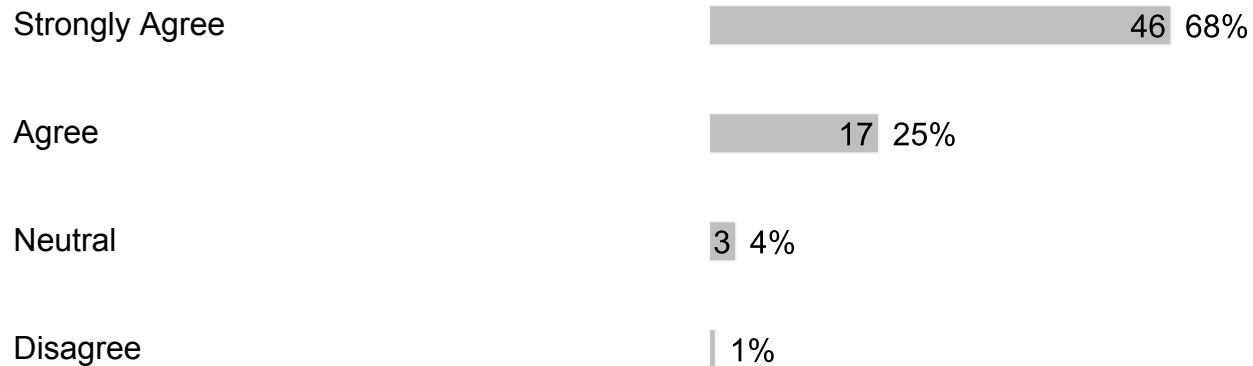
F. Section 5

1. If my child has a problem, they know who they can go to for help.



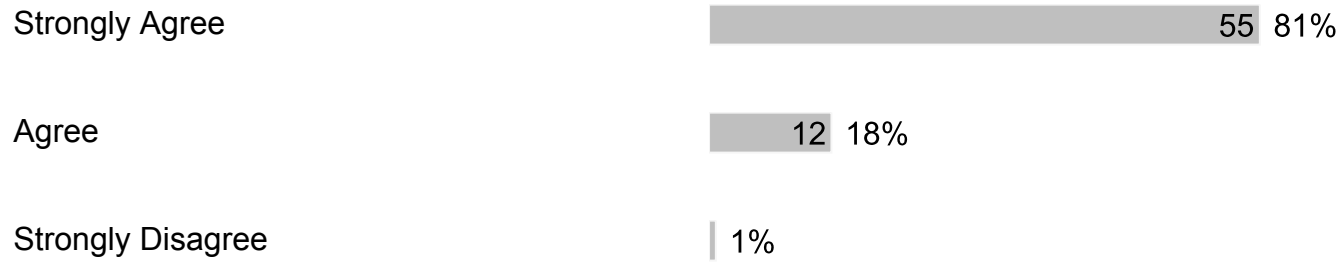
68 respondents

2. My child likes going to school.



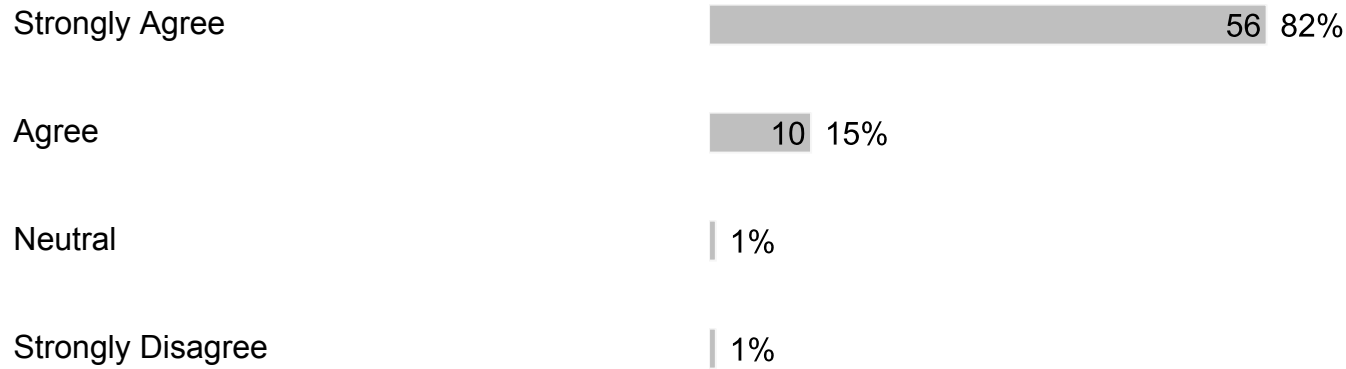
68 respondents

3. I would recommend my child's school to my friends and/or family.



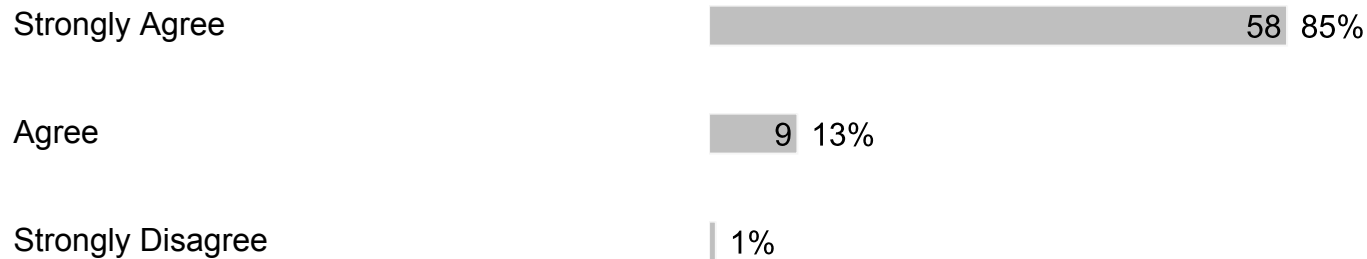
68 respondents

4. Our school treats students with value, respect and compassion.



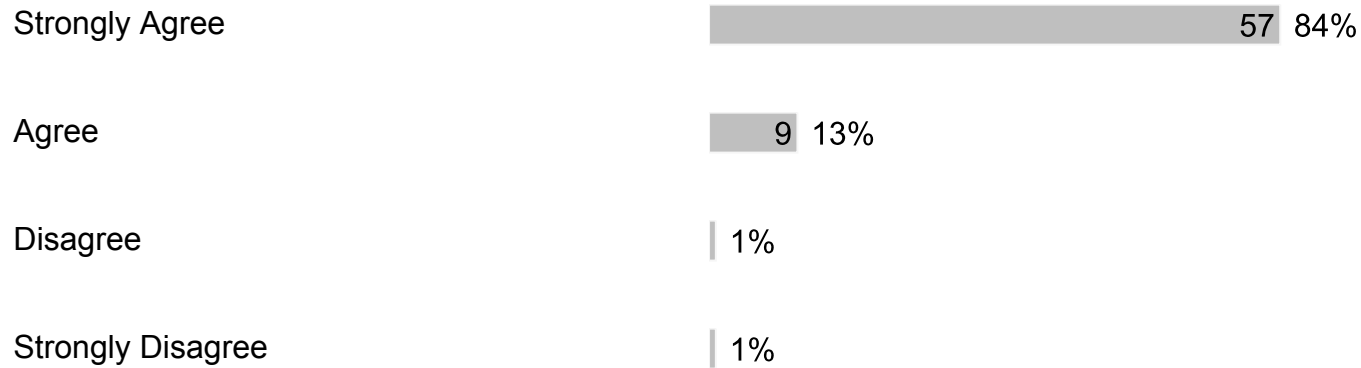
68 respondents

5. The office staff is helpful and made me feel valued as a parent/guardian.



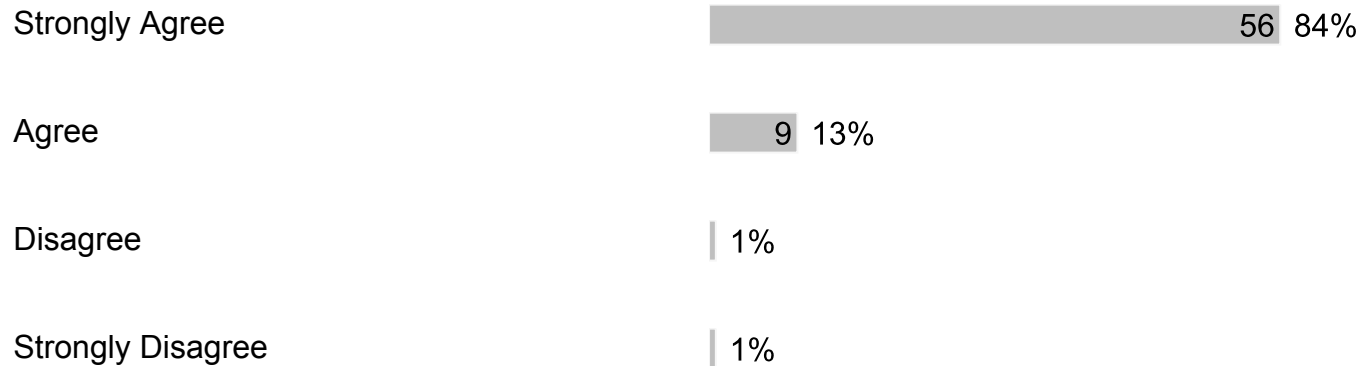
68 respondents

6. When visiting the school, I am greeted with courtesy and respect by the office staff.



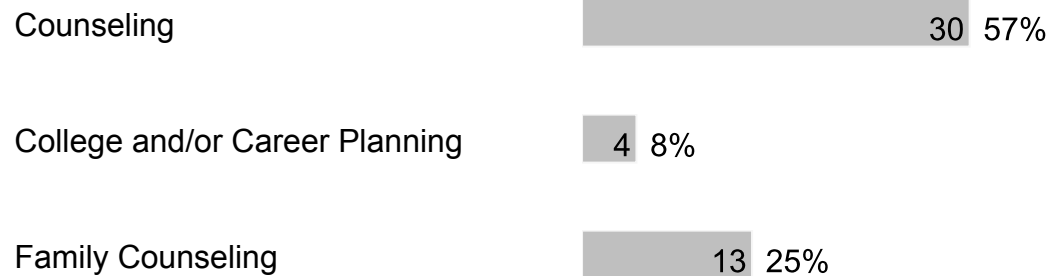
68 respondents

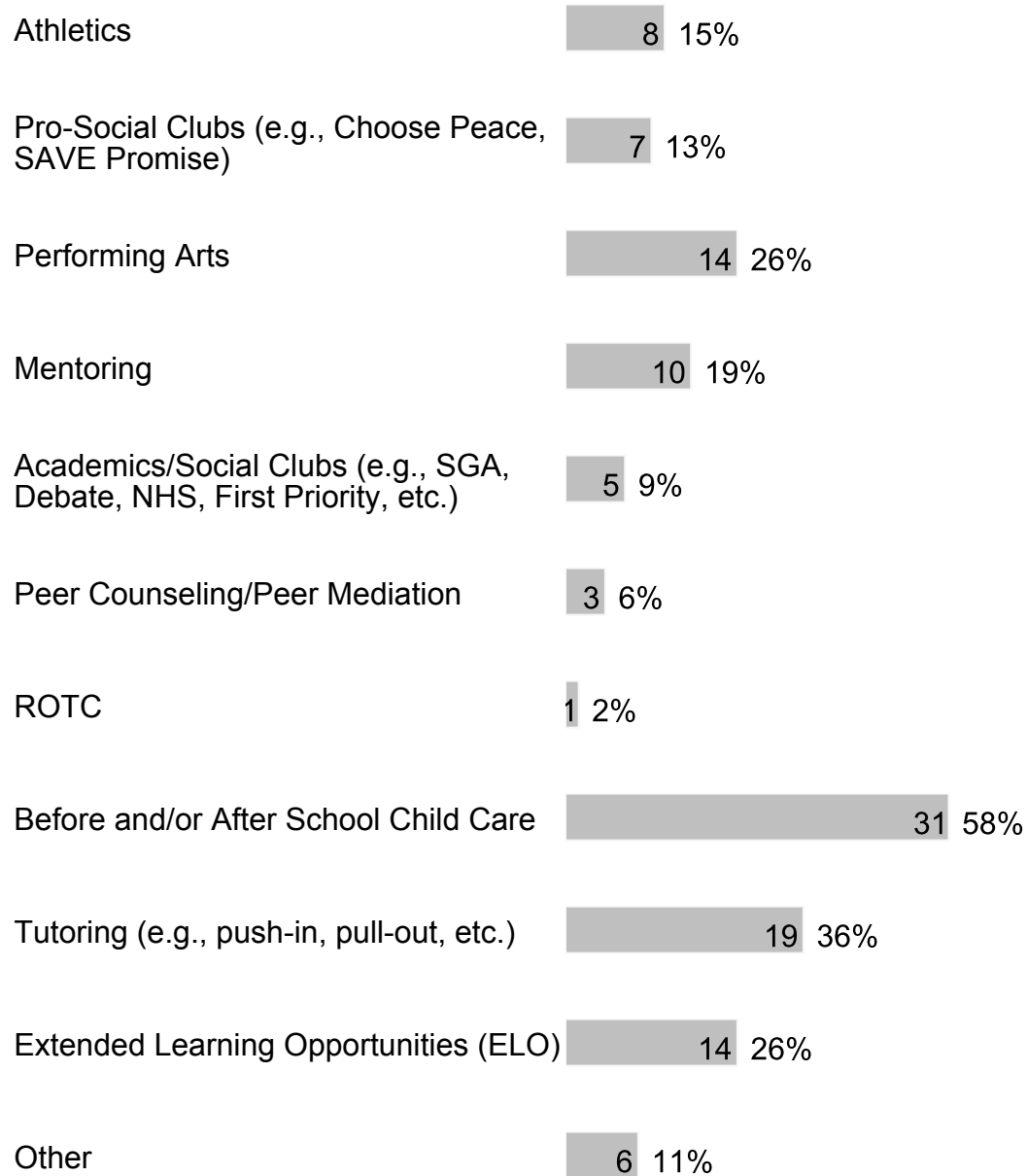
7. Phone calls to the school are answered in a polite and respectful manner by the office staff.



67 respondents

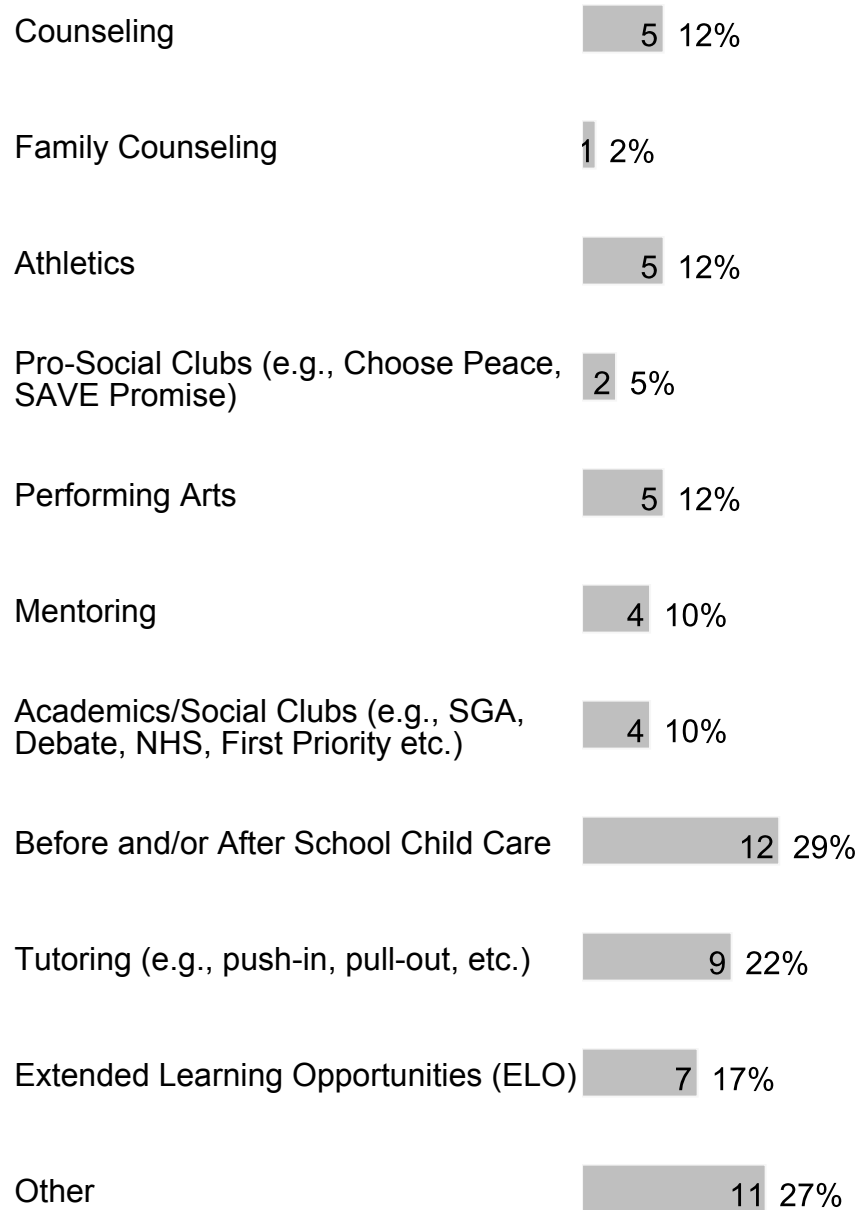
8. At our school, the following programs/services are available (check all that apply):





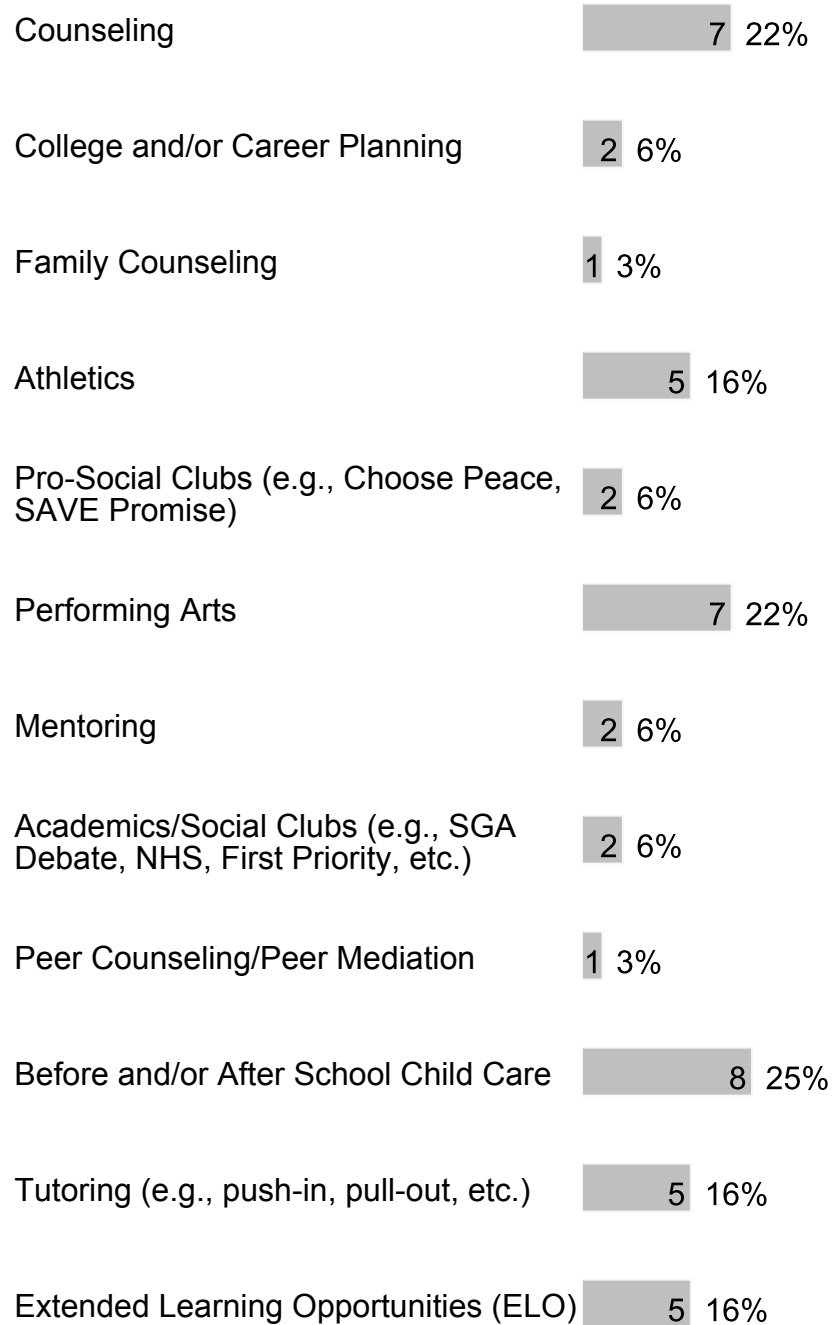
53 respondents

9. At our school, my child participates in the following programs/services (check all that apply):



41 respondents

10. At our school, these are the following programs/services that my child values most or would value if they were available (check all that apply):



Other

12 38%

32 respondents

11. Our school has a family resource center and/or a staff member assigned to work with families.

Strongly Agree

40 60%

Agree

13 19%

Neutral

12 18%

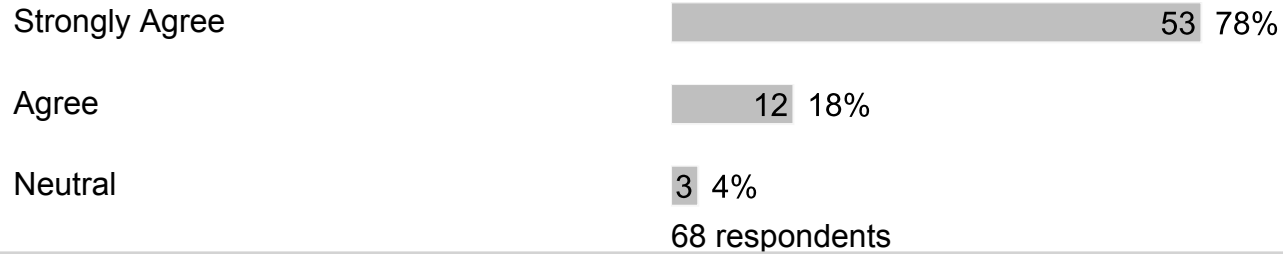
Disagree

2 3%


67 respondents

G. Section 6

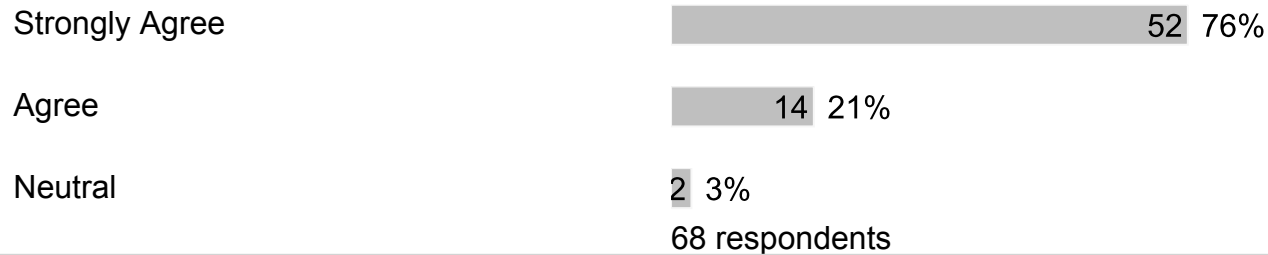
1. The principal is a positive educational leader at the school.



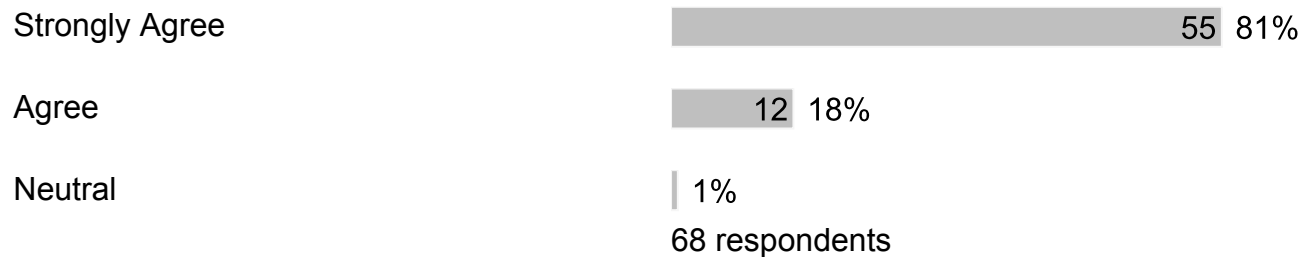
2. The assistant principal(s) is a positive educational leader at the school.



3. Our school's administration provides strong instructional leadership.



4. Our school has established goals and a plan for improving student learning.




5. Our school meets my expectations to prepare my child well for the next level of study.

Strongly Agree  56 82%

Agree  12 18%

68 respondents

6. Our school shares responsibility for student learning with its staff, parents and community members.

Strongly Agree  55 81%

Agree  12 18%

Neutral  1 1%

68 respondents

7. Our school has high expectations for students.

Strongly Agree  55 81%

Agree  13 19%

68 respondents

8. My child's teachers provide curriculum that meets the learning needs of my child.

Strongly Agree  55 81%

Agree  12 18%

Neutral  1 1%

68 respondents

9. My child's teachers give work that challenges my child.

Strongly Agree  52 78%

Agree  12 18%

Neutral 2 3%

Disagree 1 1%

67 respondents

10. My child's teachers work as a team to help my child learn.

Strongly Agree 56 84%

Agree 11 16%

67 respondents

11. My child's teachers use a variety of teaching strategies.

Strongly Agree 56 82%

Agree 10 15%

Neutral 1 1%

Disagree 1 1%

68 respondents

12. My child's teachers adjust the instruction to meet my child's learning needs.

Strongly Agree 55 82%

Agree 10 15%

Neutral 2 3%

67 respondents

13. My child sees a relationship between what is being taught and everyday life.

Strongly Agree 47 69%

Agree 13 19%

Neutral 8 12%
68 respondents

14. Clear learning expectations are set for my child.

Strongly Agree 53 78%

Agree 11 16%

Neutral 4 6%
68 respondents

15. My child's understanding of what was taught is regularly assessed.

Strongly Agree 48 71%

Agree 14 21%

Neutral 6 9%
68 respondents

16. Our school works to keep instructional time free from distraction.

Strongly Agree 49 73%

Agree 15 22%

Neutral 2 3%

Disagree 1 1%
67 respondents

17. My child's teachers keep me informed regularly about my child's progress and how they are being graded.

Strongly Agree 53 78%

Agree 12 18%

Neutral 3 4%

68 respondents

18. My child's teachers report on my child's progress in easy to understand language.

Strongly Agree 52 76%

Agree 13 19%

Neutral 3 4%

68 respondents

19. Teachers schedule conferences to share student learning progress with families.

Strongly Agree 51 75%

Agree 13 19%

Neutral 4 6%

68 respondents

20. My child is prepared for success in the next school year.

Strongly Agree 52 76%

Agree 10 15%

Neutral 6 9%

68 respondents

21. Families are encouraged to volunteer.

Strongly Agree 51 75%

Agree 12 18%

Neutral 5 7%
68 respondents

22. Families are given the opportunity to participate on school committees.

Strongly Agree 53 78%

Agree 12 18%

Neutral 3 4%

68 respondents

23. I am well-informed of the school's goals and activities.

Strongly Agree 55 81%

Agree 11 16%

Neutral 2 3%

68 respondents

24. Our school reports the achievement of school goals.

Strongly Agree 52 76%

Agree 14 21%

Neutral 2 3%

68 respondents

25. Our school provides opportunities for parents to be involved through the School Advisory Council (SAC) and/or the School Advisory Forum (SAF).

Strongly Agree 52 76%

Agree 10 15%

Neutral 6 9%
68 respondents

26. The School Improvement Plan (SIP) is regularly reviewed and revised through the School Advisory Council (SAC).

Strongly Agree 46 68%

Agree 12 18%

Neutral 10 15%

68 respondents

27. Our school communicates information in ways that are easy for families to understand.

Strongly Agree 51 75%

Agree 15 22%

Neutral 2 3%

68 respondents

28. Teachers regularly post information online or send home a newsletter.

Strongly Agree 51 76%

Agree 15 22%

Neutral 1 1%

67 respondents

29. Our school asks families for their ideas on the best way to communicate school-related information.

Strongly Agree 47 70%

Agree 11 16%

Neutral 9 13%

67 respondents

30. Our school asks for family input when changing rules or policies.

Strongly Agree 43 65%

Agree 13 20%

Neutral 9 14%

Strongly Disagree 1 2%

66 respondents

31. Our school focuses on Customer Service (greeting with a smile and responding to questions and concerns within one business day).

Strongly Agree 56 84%

Agree 10 15%

Neutral 1 1%

67 respondents

H. Section 7

1. What else would you like to tell us?

Free form text answers are available in the exported CSV report