

BCPS STUDENT (Grades 6-12) CUSTOMER SURVEY 2025

run on 09/25/2025





BCPS STUDENT (Grades 6-12) CUSTOMER SURVEY 2025

run on 09/25/2025

Custom Survey

1 survey(s) 806 response(s)

Report Filters

School:
N/A

Race:
N/A

Grade:
N/A

Gender:
N/A

Ethnicity:
N/A

Tag:
N/A

BCPS STUDENT (Grades 6-12) CUSTOMER SURVEY 2025

Demographics

Number of Responses | Percentages of Total Responses

1. Gender

Male	411	51%
Female	371	46%
Prefer not to answer	9	2%

801 respondents

2. Race

American Indian or Alaska Native	1	1%
Asian	7	2%
Black or African American	548	70%
Native Hawaiian or Other Pacific Islander	1	1%
White	66	8%

Multiracial 59 8%

Other 77 10%

779 respondents

3. Ethnicity

Hispanic 189 28%

Non-Hispanic or Latino 329 49%

Prefer not to answer 159 23%

677 respondents

4. Grade

Grade 6 0%

Grade 7 0%

Grade 8 0%

Grade 9 185 23%

Grade 10 236 29%


Grade 11 180 22%

Grade 12 198 25%

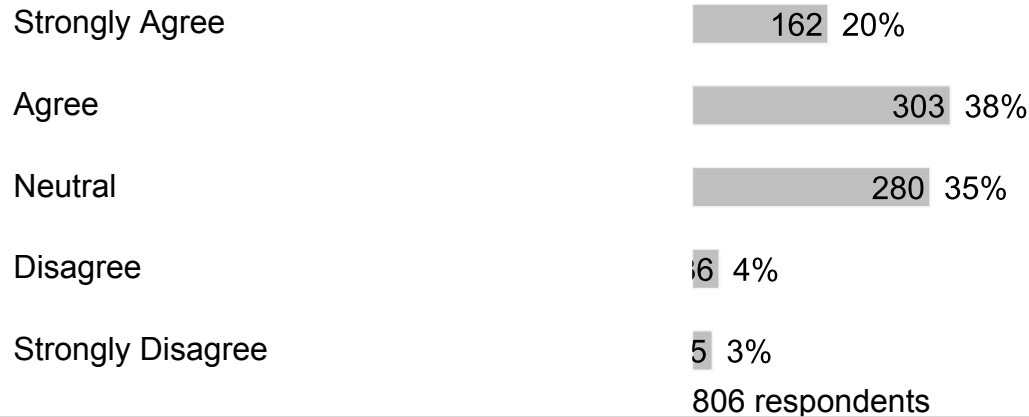
806 respondents

C. Section 2

1. I feel safe at my school.



2. I feel safe getting to and from my school.



3. *Note: Remember, this survey is anonymous, please report any bullying concerns to a trusted adult at your school. The next 10 questions ask about bullying. Bullying is when 1 or more students tease, threaten, spread rumors about, hit, shove, or hurt another student over and over again. It is not bullying when 2 students of about the same strength or power argue, fight or tease each other in a friendly way. During the past 12 months, have you ever been bullied on school property?

Yes	98	12%
-----	----	-----

No 708 88%

806 respondents

4. The primary location on school property where I was bullied during the last 12 months was:

On the school bus 2%

In the classroom 4%

In the cafeteria 2%

In the hallway 2%

In the restroom 1%

Other school area 1%

Does not apply to me 706 89%

797 respondents

5. During the past 12 months, have you ever been electronically bullied? (Count being bullied through texting, Instagram, TikTok, Snapchat or other social media.)

Yes 54 7%

No 752 93%

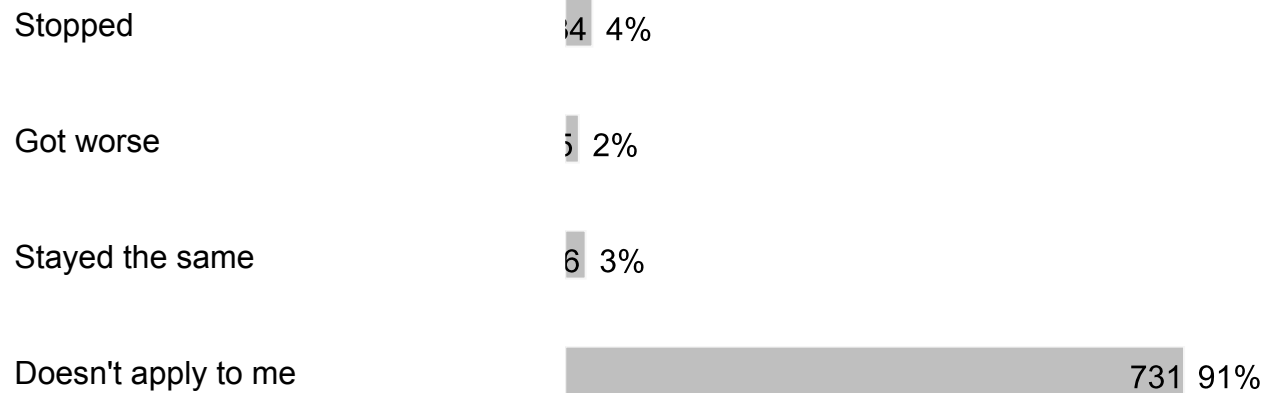
806 respondents

6. After I was bullied, I:



806 respondents

7. After I told an adult at school about being bullied, the bullying:



806 respondents

8. A teacher or another adult at school taught our class about what bullying is this school year.

Yes 488 61%

No 318 39%

806 respondents

9. I think bullying is wrong.

Strongly Agree 436 54%

Agree 190 24%

Neutral 149 18%

Disagree 4 2%

Strongly Disagree 7 2%

806 respondents

10. I know different ways to intervene or help if bullying were occurring or going to occur.

Strongly Agree 196 24%

Agree 315 39%

Neutral 260 32%

Disagree 6 3%

Strongly Disagree 1 1%

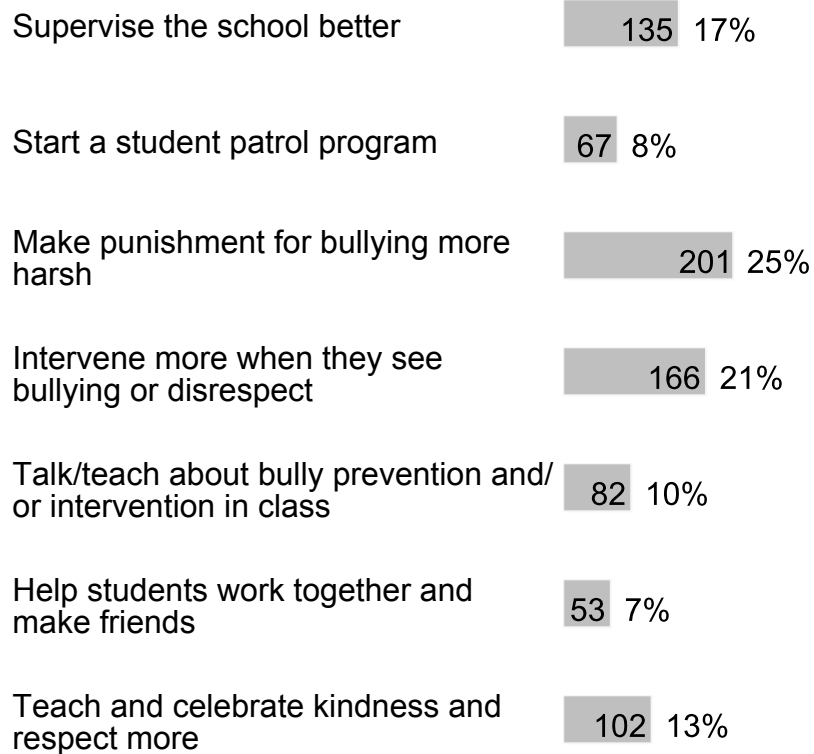
806 respondents

11. I would intervene or help if another student was being bullied.

Strongly Agree 186 23%

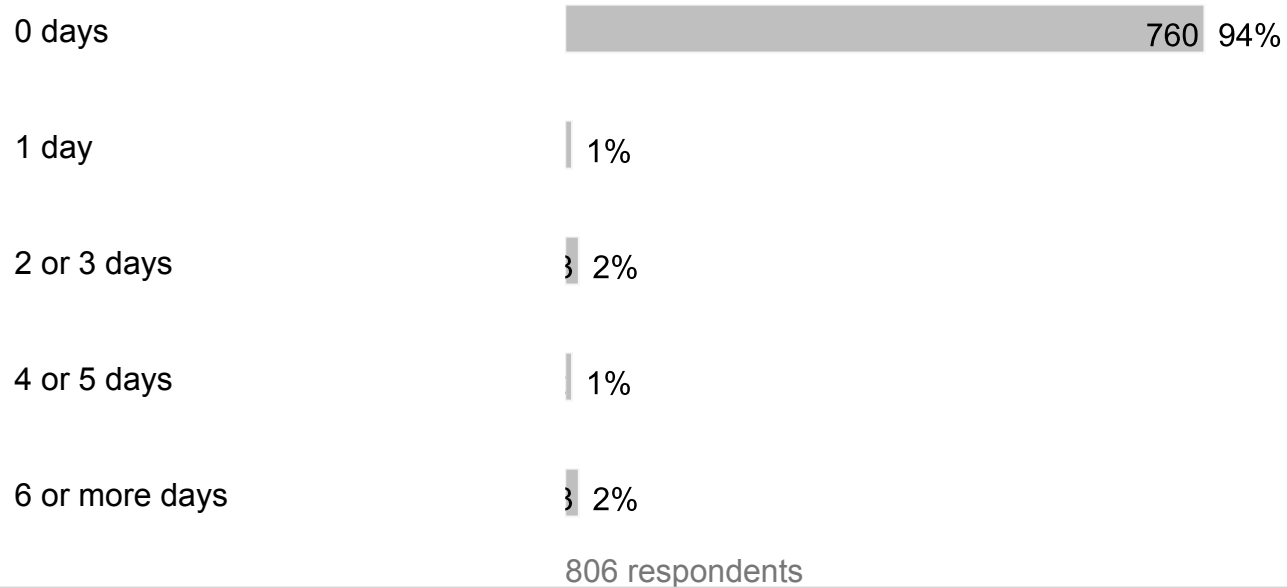


12. What can adults do to help stop bullying at school?

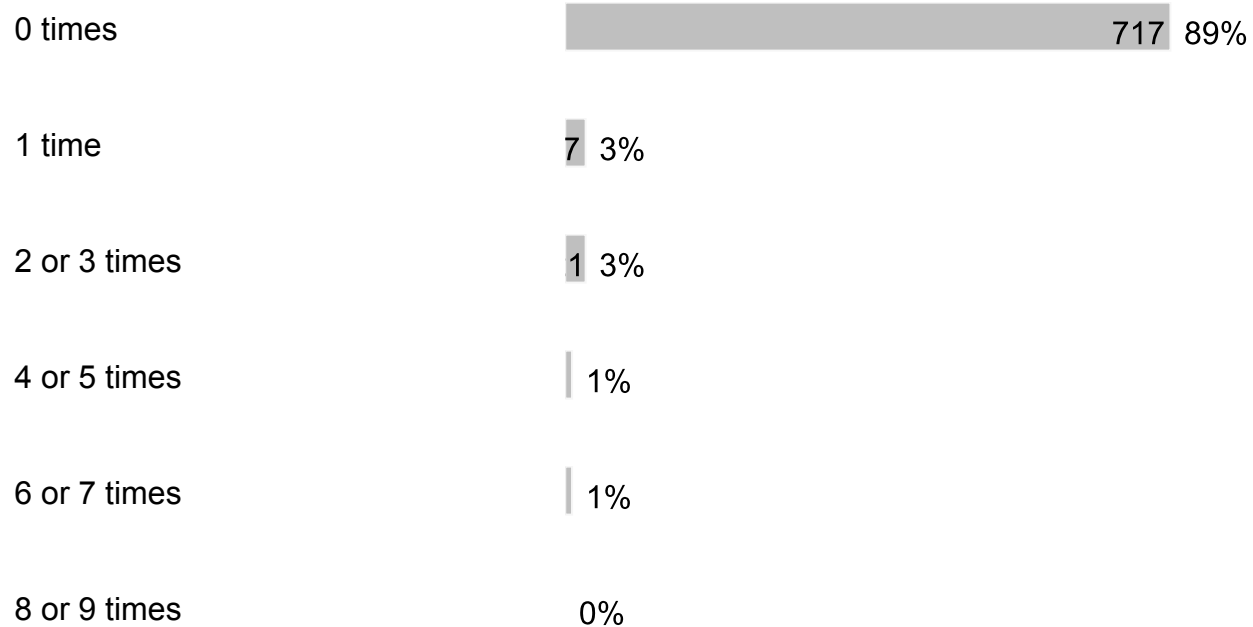


806 respondents

13. During the past 30 days, how many days did you carry a weapon such as a gun, knife or club on school property?



14. During the past 30 days, how many times have you been threatened by another student at school?



10 or 11 times | 1%

12 or more times | 2%

806 respondents

15. During the past 12 months, how many times were you in a physical fight on school property?

0 times | 729 91%

1 time | 2%

2 or 3 times | 2%

4 or 5 times | 1%

6 or 7 times | 1%

8 or 9 times | 0%

10 or 11 times | 1%

12 or more times | 1%

803 respondents

16. During the past 12 months, how many times did someone you were dating or going out with physically hurt you on purpose? (Count such things as being hit, slammed into something or injured with an object or weapon.)

I did not date or go out with anyone during the past 12 months 414 51%

0 times 320 40%

1 time 8 3%

2 or 3 times 9 4%

4 or 5 times 1 1%

6 or more times 1 1%

806 respondents

17. During the past 30 days, how many days did you have at least one drink of alcohol? (Alcohol includes drinking beer, wine, flavored alcoholic beverages and liquor such as rum, gin, vodka, whiskey, etc.) For the purpose of this question, drinking alcohol does not include drinking a few sips of wine for religious purposes.

0 days 740 92%

1 or 2 days 5 3%

3 or 5 days 1 1%

6 to 9 days 3 2%

10 to 19 days 1 1%

20 to 29 days 0%

All 30 days 1%

806 respondents

18. During the past 30 days, how many days did you use an electronic vapor product? (Electronic vapor products include JUUL, SMOK, Suorin, Vuse, blu e-cigarettes, vapes, vape pens, e-cigars, e-hookahs, hookah pens, mods, etc.)

0 days 753 93%

1 or 2 days 1%

3 or 5 days 0%

6 to 9 days 1%

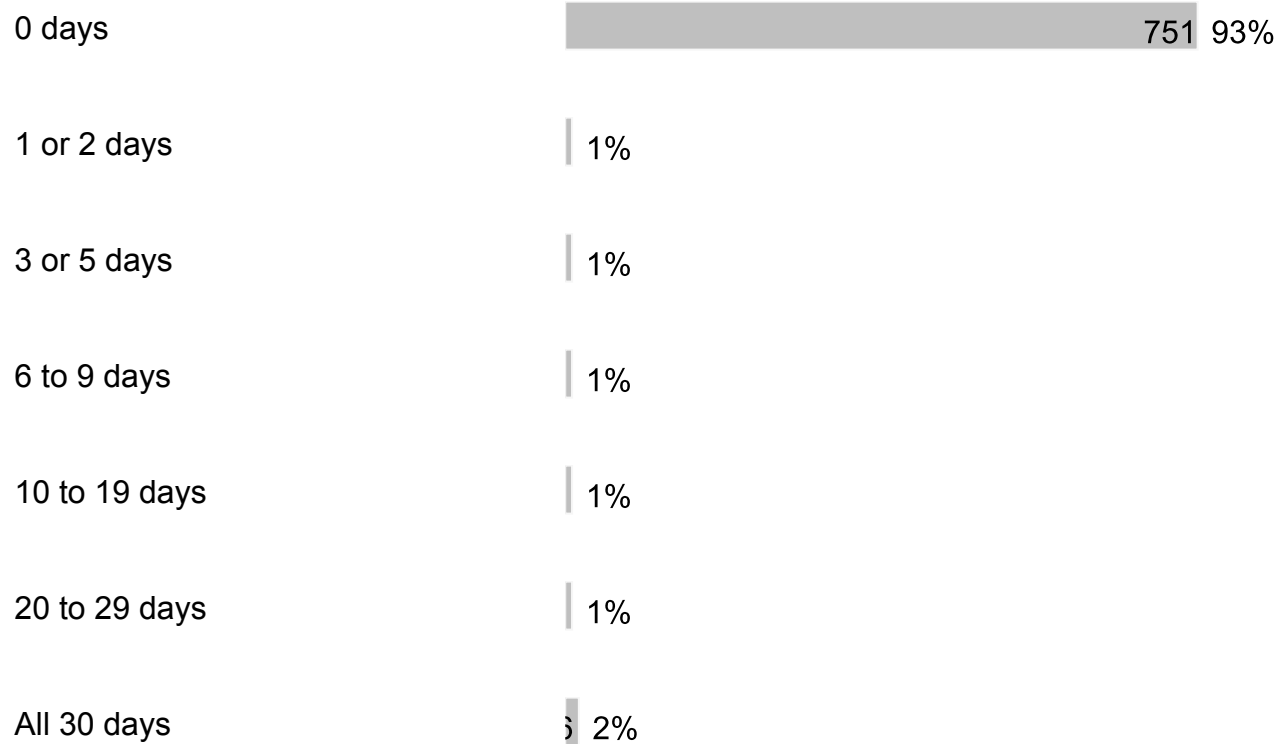
10 to 19 days 1%

20 to 29 days 1%

All 30 days 1%

806 respondents

19. During the past 30 days, how many days did you use marijuana (also called pot or weed)? Do not count CBD-only or hemp products, which come from the same plant as marijuana, but do not cause a high when used alone.



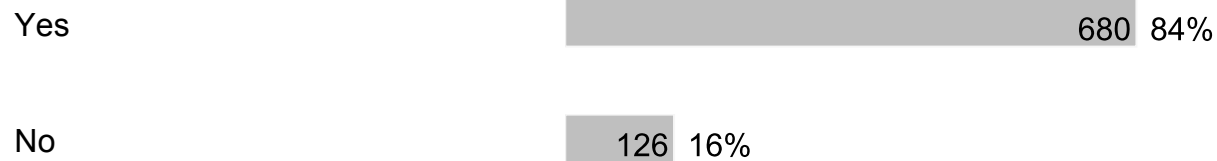
806 respondents

20. During the school year, I participated in alcohol, other drug or tobacco prevention activities or lessons.




806 respondents

21. I believe drinking alcohol is bad for your brain.



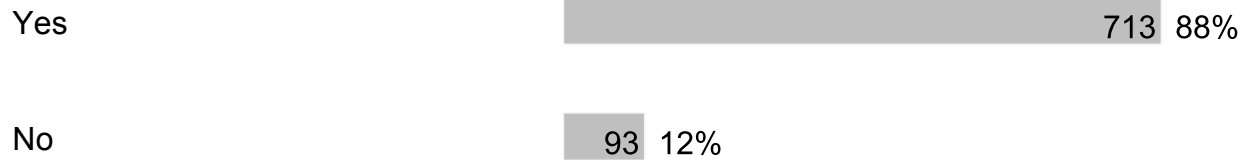
806 respondents

22. In your opinion, what percentage of Broward County students in grades 6 - 12 choose not to drink alcohol?



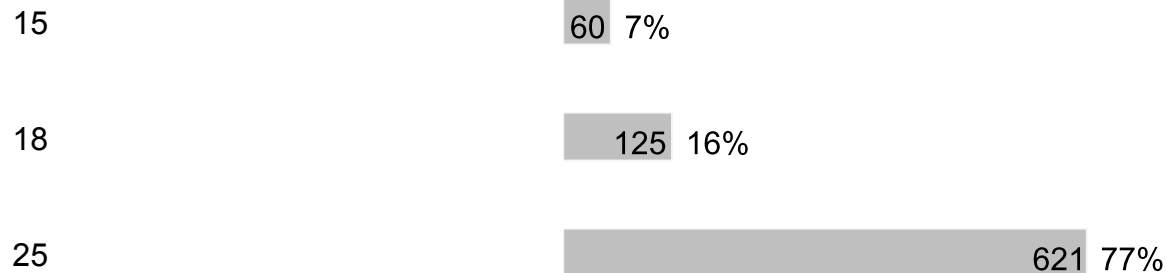
806 respondents

23. I believe using drugs are bad for your health.




806 respondents

24. At what age is a human brain fully developed?



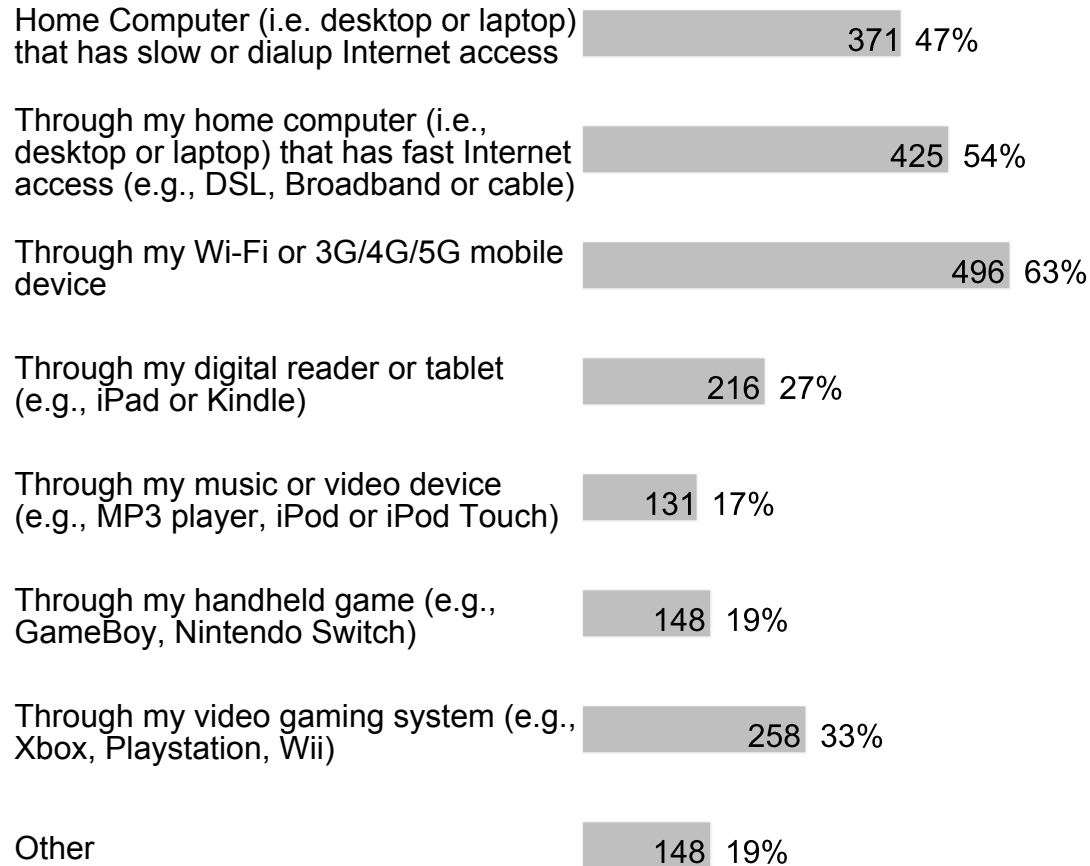
806 respondents

25. My school is clean and well-maintained.



D. Section 3

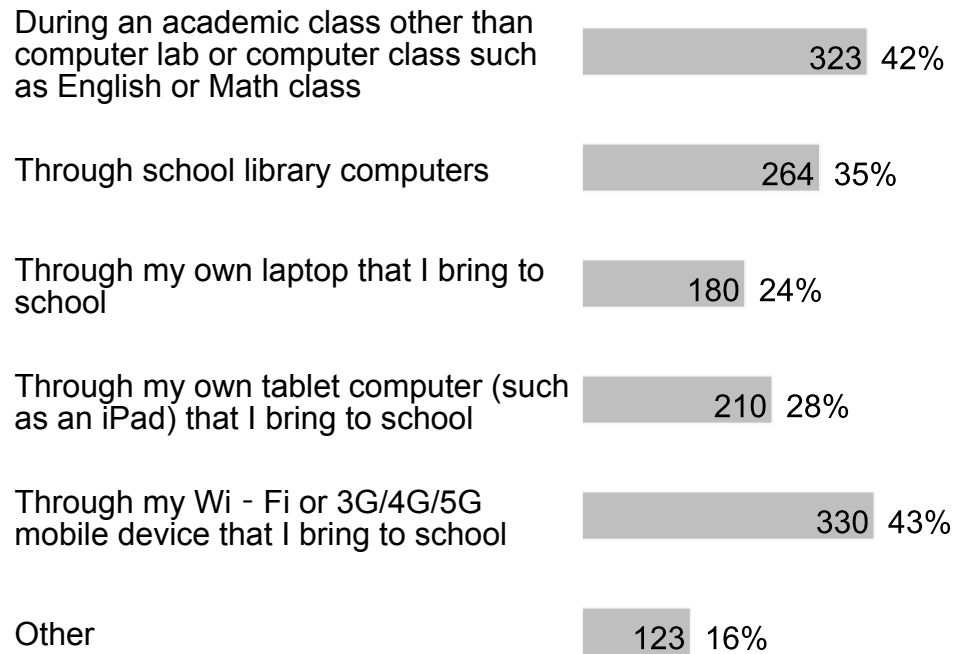
1. During a typical week, I have access to the internet at home in the following ways (check all that apply):



792 respondents

2. During a typical school day, I have access to the internet at school in the following ways (check all that apply):

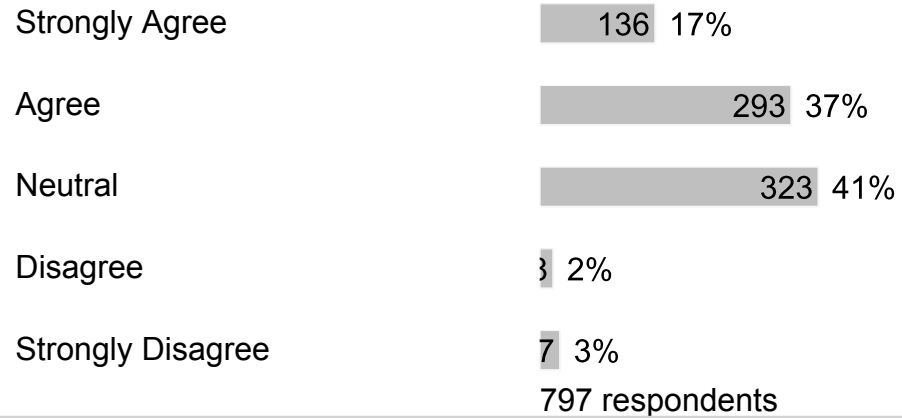




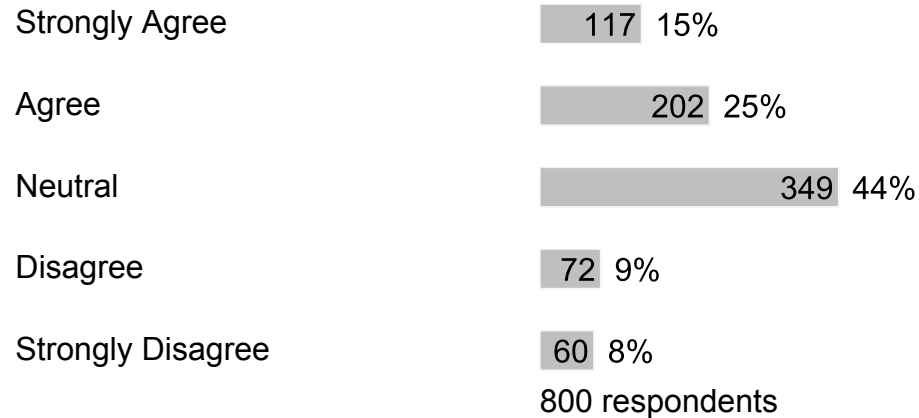
763 respondents

E. Section 4

1. My school provides sufficient material resources (books, supplies, technology, etc.) to meet my needs.



2. I would recommend my school to my friends.



F. Section 5

1. If I have a problem, I know who I can go to for help.

Strongly Agree	153	19%
Agree	287	36%
Neutral	299	37%
Disagree	4	4%
Strongly Disagree	5	3%

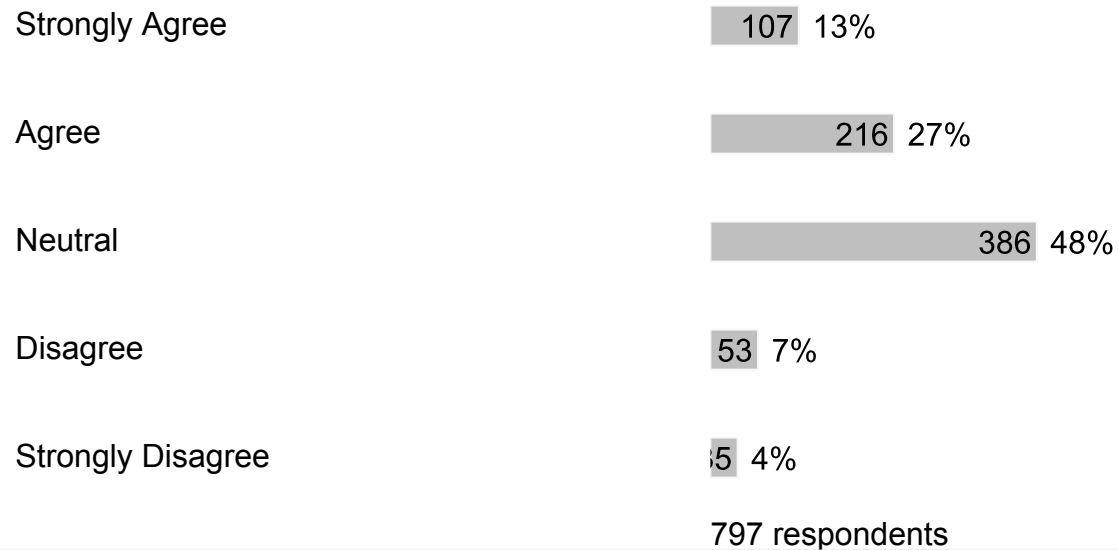
798 respondents

2. In my school, students treat adults with respect.

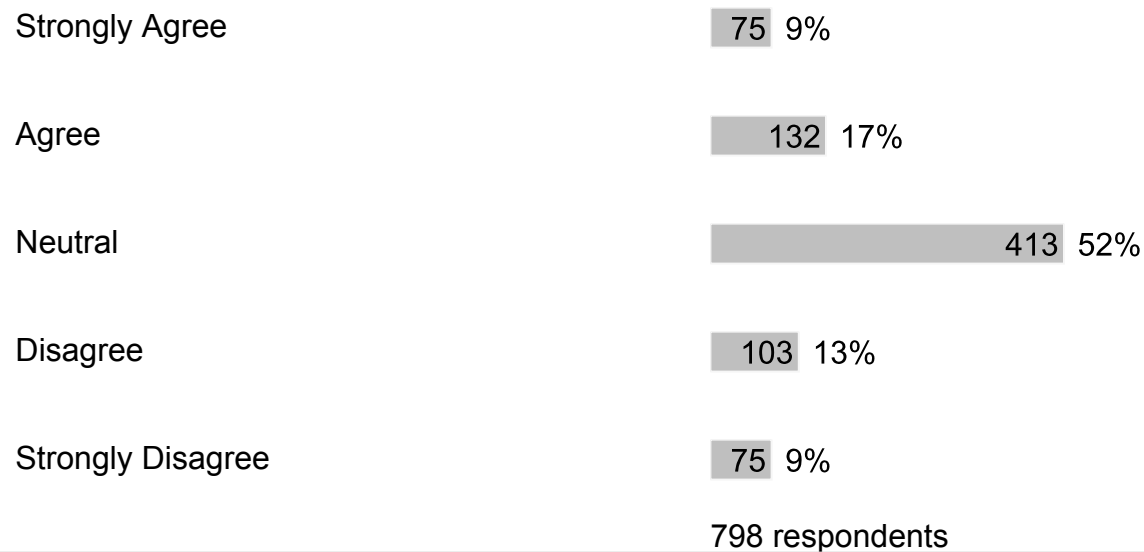
Strongly Agree	82	10%
Agree	161	20%
Neutral	404	51%
Disagree	86	11%
Strongly Disagree	60	8%

793 respondents

3. In my school, adults treat students with respect.



4. In my school, students treat each other with respect.



5. My school provides me the support that I need.

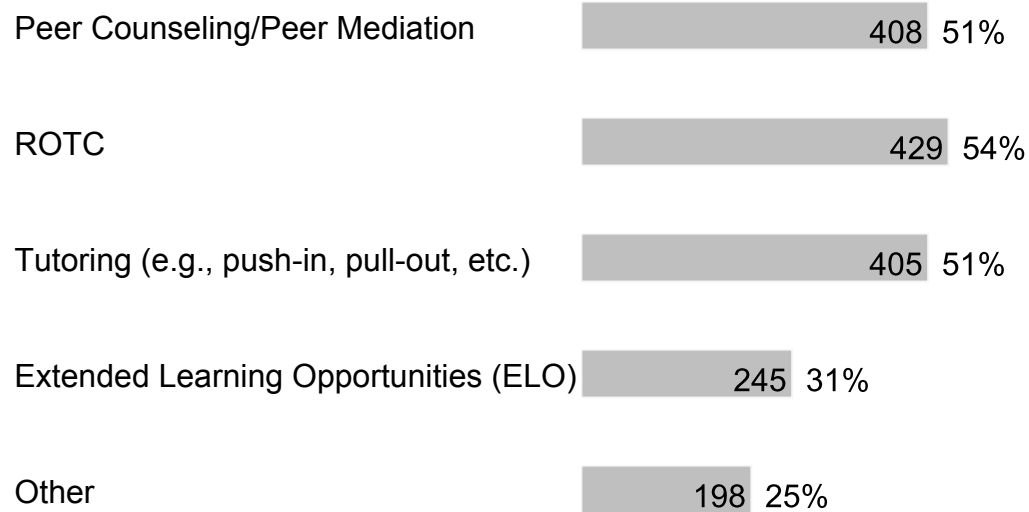


Agree	238	30%
Neutral	372	47%
Disagree	42	5%
Strongly Disagree	8	4%

792 respondents

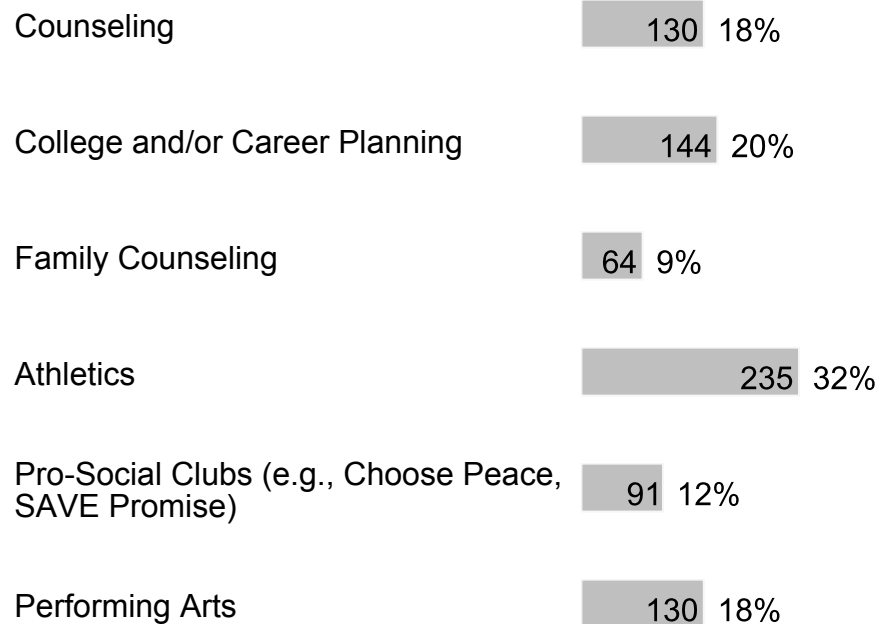
6. At my school, the following programs/services are available (check all that apply):

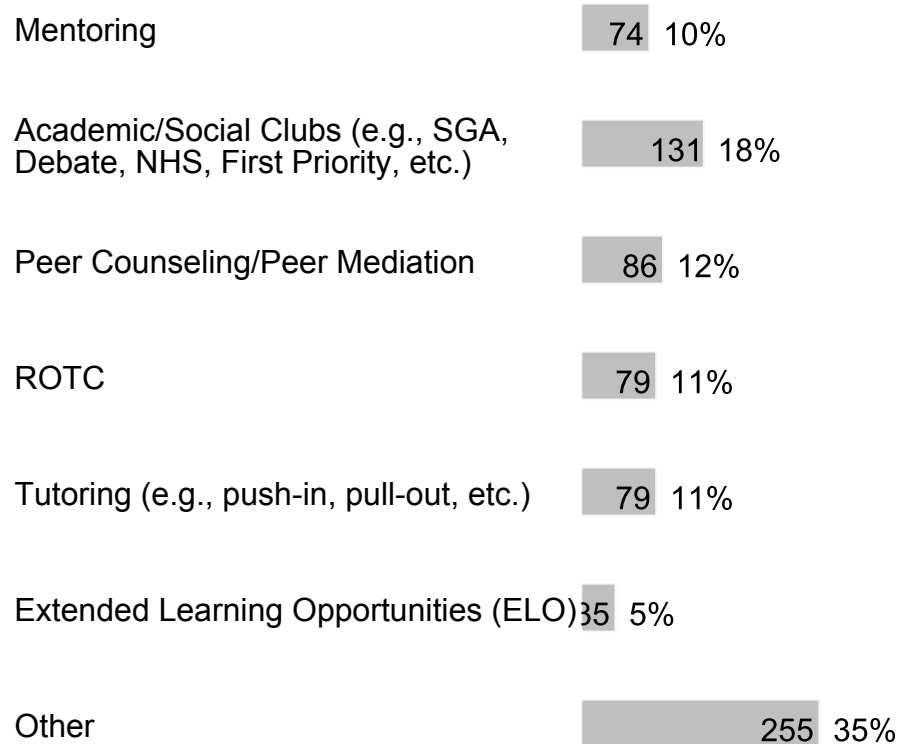
Counseling	569	72%
College and/or Career Planning	483	61%
Family Counseling	296	37%
Athletics	524	66%
Pro-Social Clubs (e.g., Choose Peace, SAVE Promise)	317	40%
Performing Arts	429	54%
Mentoring	339	43%
Academic/Social Clubs (e.g., SGA, Debate, NHS, First Priority, etc.)	424	53%



794 respondents

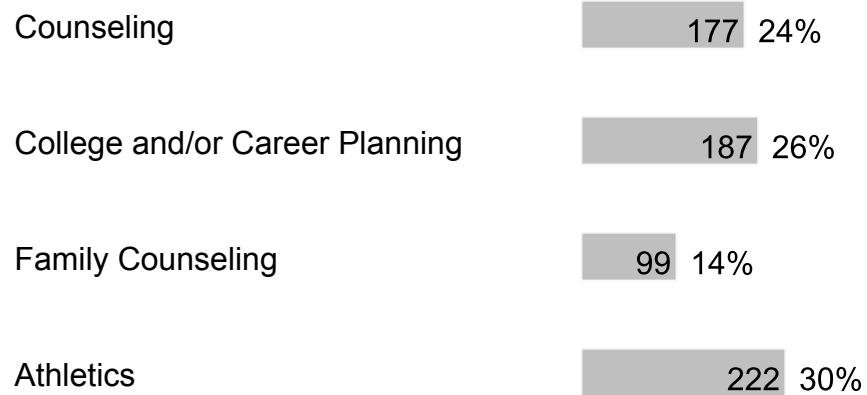
7. At my school, I participate in the following programs/services (check all that apply):





732 respondents

8. These are the programs/services at my school that I value most or would value if they were available at my school (check all that apply):



Pro-Social Clubs (e.g., Choose Peace, SAVE Promise)	105	14%
Performing Arts	139	19%
Mentoring	111	15%
Academic/Social Clubs (e.g., SGA, Debate, NHS, First Priority, etc.)	134	18%
Peer Counseling/Peer Mediation	100	14%
ROTC	84	11%
Tutoring (e.g., push-in, pull-out, etc.)	109	15%
Extended Learning Opportunities (ELO)	82	11%
Other	276	38%

732 respondents

9. I am friends with other students at this school.

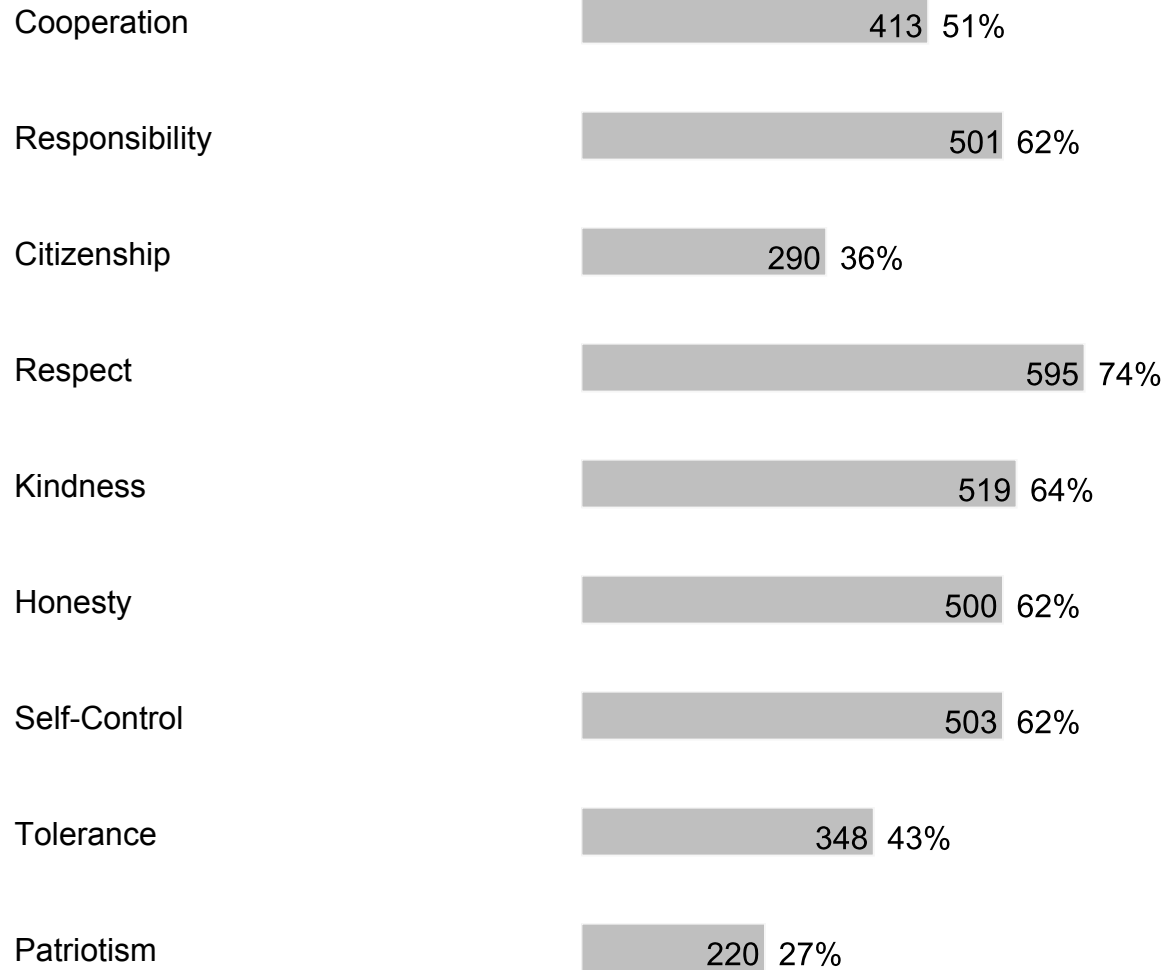
Strongly Agree	251	31%
Agree	291	36%
Neutral	226	28%

Disagree 7 2%

Strongly Disagree 1 3%

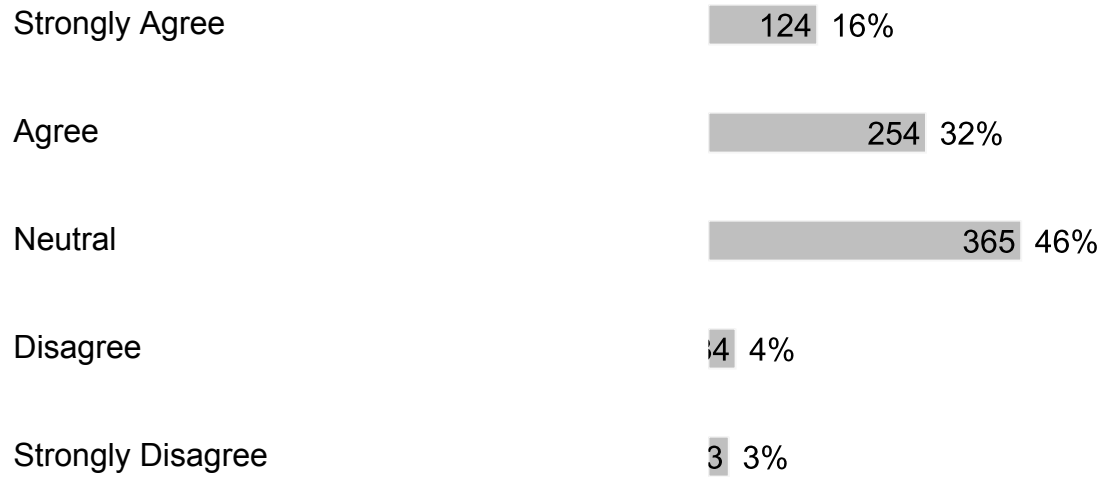
806 respondents

10. Which character traits do you value the most in yourself and others? (check all that apply)




806 respondents

11. I receive acknowledgement and/or praise for my strengths or accomplishments by adults at my school.



800 respondents

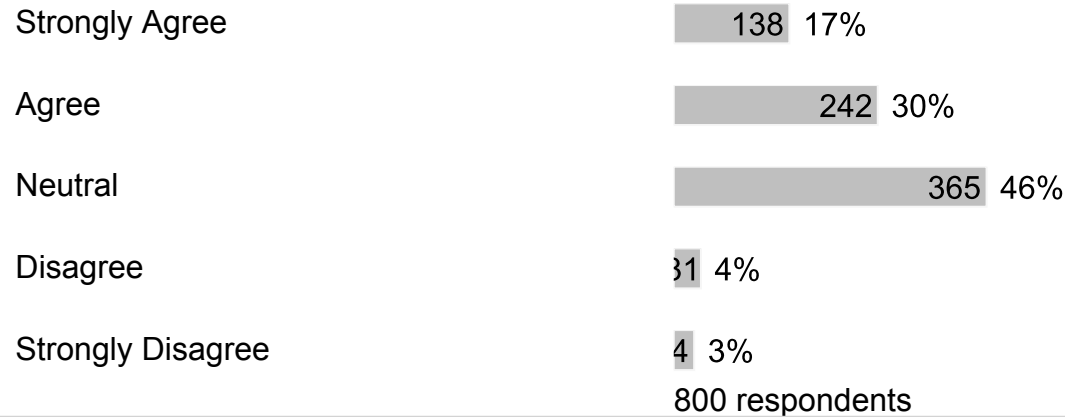
12. I enjoy eating food prepared by the cafeteria.



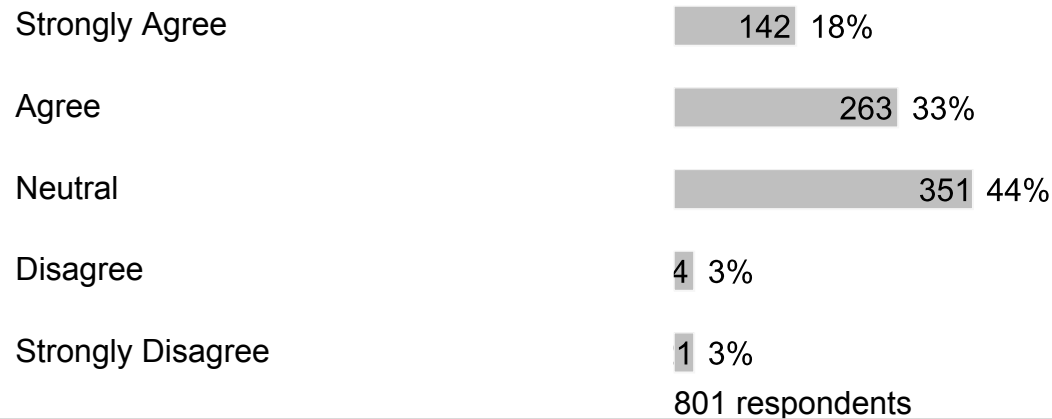
806 respondents

G. Section 6

1. In my school, a high-quality education is offered.



2. My school provides me with challenging curriculum, uses a variety of teaching methods and learning experiences to develop the skills I need to succeed.

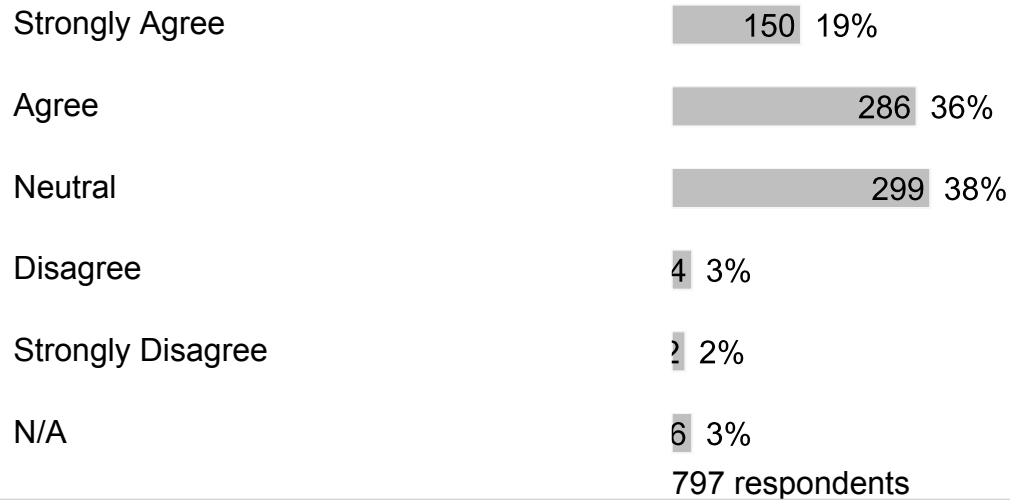


3. My school motivates me to set academic goals and learn new things.

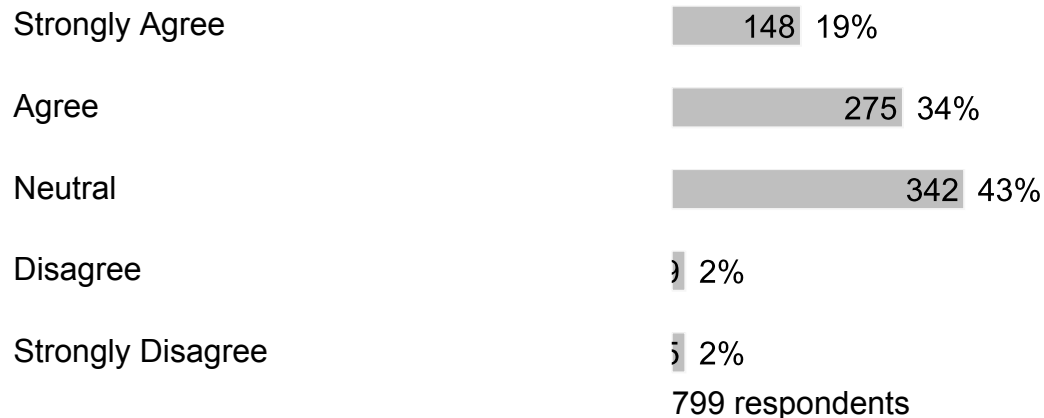




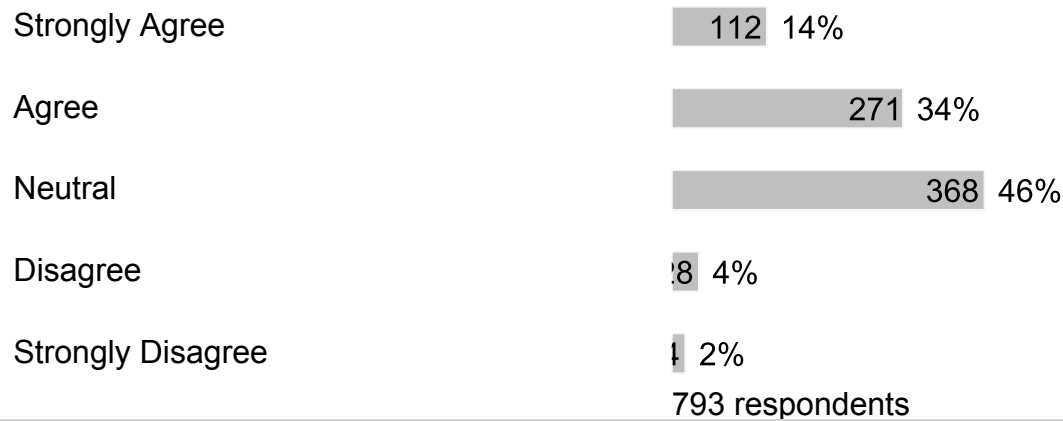
4. My teachers use tests, projects, presentations, and portfolios to assess my understanding of what was taught.



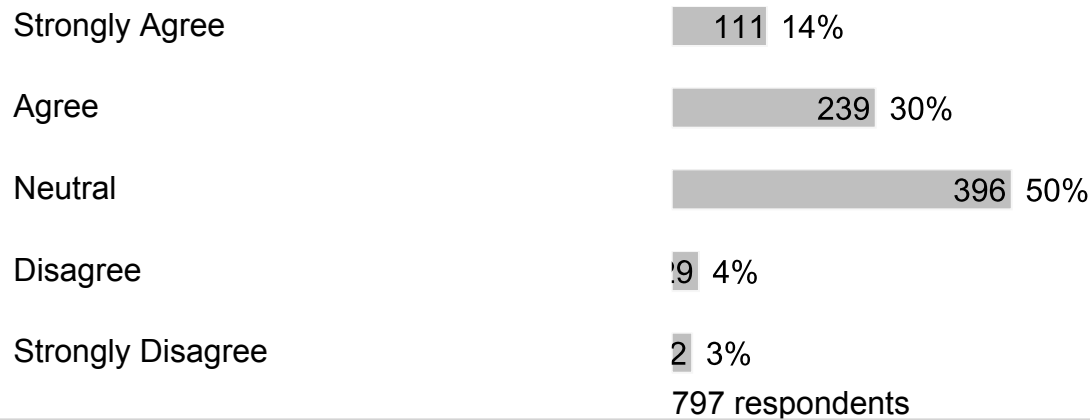
5. My school prepares me for success in the next school year.




6. Lessons and materials in our school prepare us to be effective users of media and technology.



7. In class, students spend considerable amounts of time actively engaged in learning (such as solving problems, discussing ideas, creating their own work, reading, writing, speaking and researching).




8. My teachers effectively engage students in the classroom and encourage creative thinking.




800 respondents

9. There are few distractions during class.



800 respondents

10. Students are encouraged to work in groups regularly.



796 respondents

11. Teachers are generally fair when it comes to grading student work.



Strongly Disagree 7 3%
798 respondents

12. I give class presentations or share my work with classmates.

Strongly Agree 92 12%
Agree 250 31%
Neutral 391 49%
Disagree 42 5%
Strongly Disagree 0 3%
795 respondents

13. I work on assignments that challenge me and/or take more than one class period to complete.

Strongly Agree 134 17%
Agree 267 33%
Neutral 359 45%
Disagree 4 3%
Strongly Disagree 1 2%
798 respondents

14. I complete meaningful homework to review what I learned in class and/or prepare for the next day's lesson.

Strongly Agree 110 14%
Agree 260 33%
Neutral 376 47%

Disagree 6 3%

Strongly Disagree 3 3%

795 respondents

15. I receive feedback about my work that helps me better understand what I'm learning.

Strongly Agree 116 15%

Agree 254 32%

Neutral 378 48%

Disagree 8 4%

Strongly Disagree 1 2%

795 respondents

16. I am provided opportunities to correct or improve my work.

Strongly Agree 134 17%

Agree 270 34%

Neutral 357 45%

Disagree 2 3%

Strongly Disagree 1 2%

798 respondents

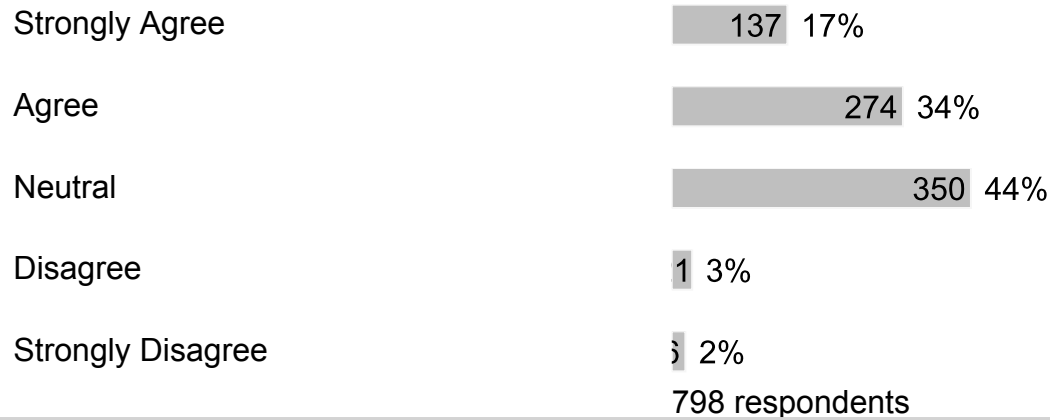
17. I am provided opportunities to participate in class discussions and activities.

Strongly Agree 128 16%

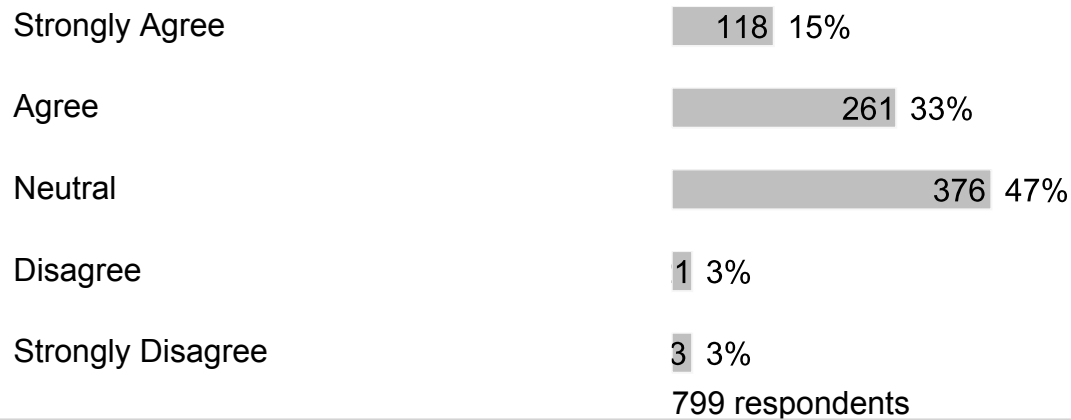
Agree 280 35%




18. My teachers explain their expectations so I can be successful.




19. My teachers provide me with information about how well I am doing in school.

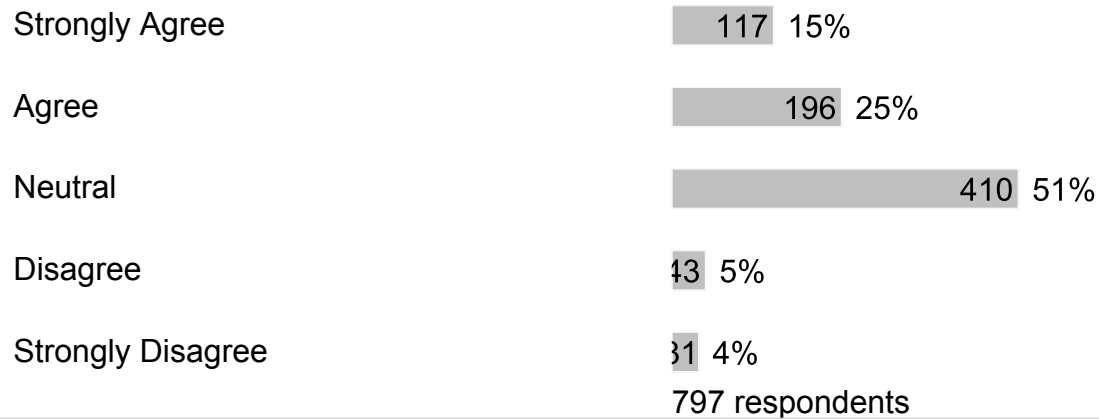


20. Teachers regularly post information online or send home a newsletter.

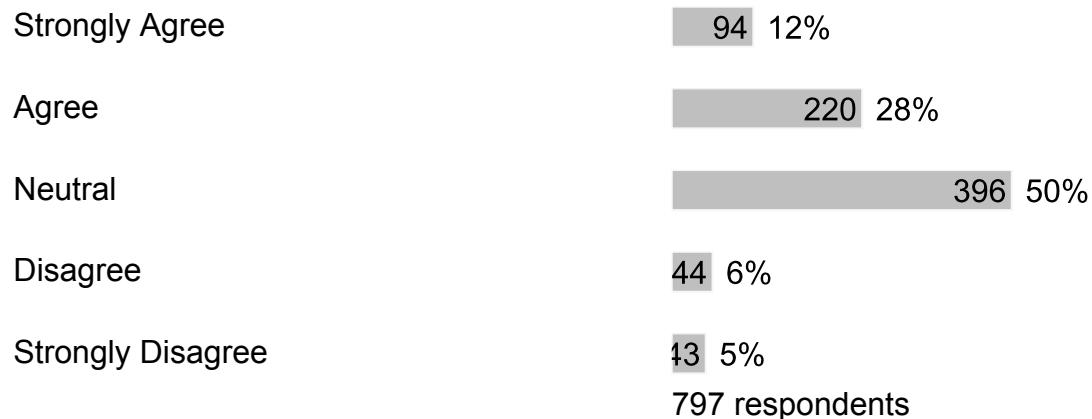




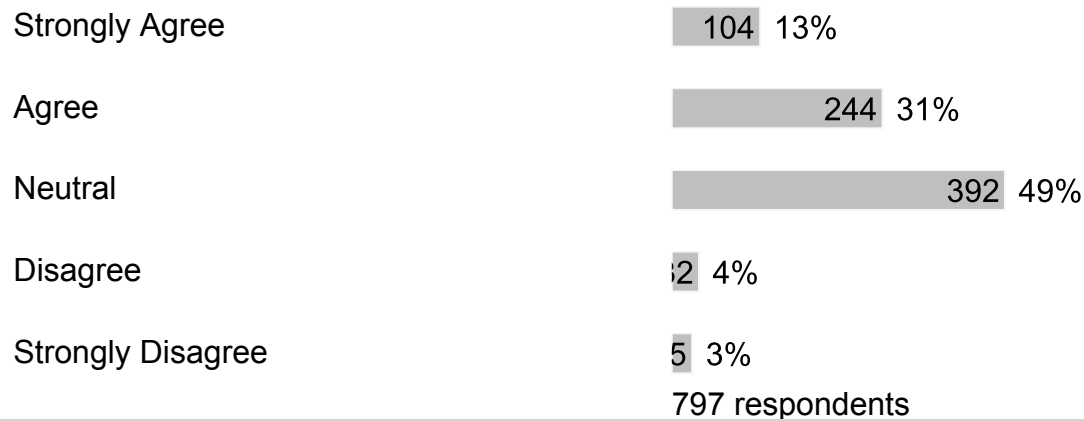
21. My teachers keep my family informed of my academic progress.



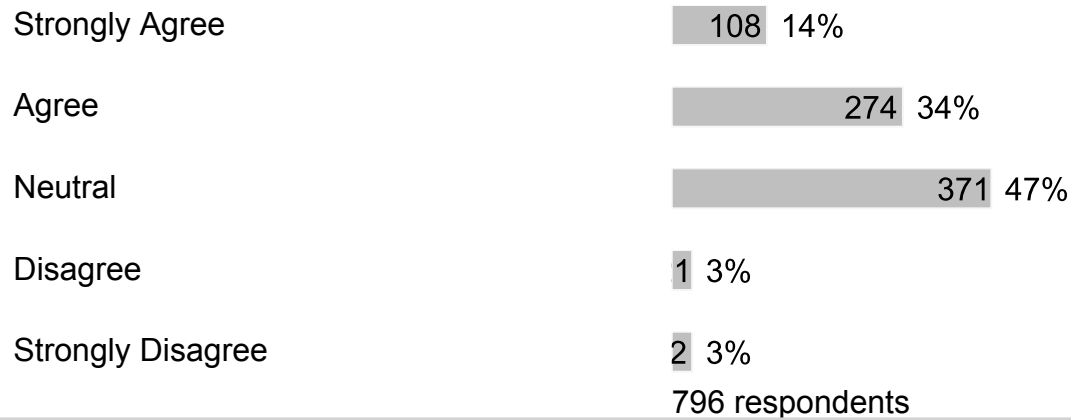
22. My school considers students' opinions when changing rules/policies and planning ways to improve the school.




23. My school shares information about school success with my community.



24. Our school uses different ways to communicate what is happening to parents and students.



25. My school focuses on Customer Service (greeting with a smile and responding to questions and concerns within one business day).



800 respondents

H. Section 7

1. What else would you like to tell us about your school?

Free form text answers are available in the exported CSV report