

# BCPS STUDENT (Grades 6-12) CUSTOMER SURVEY 2025

---

run on 09/08/2025





# BCPS STUDENT (Grades 6-12) CUSTOMER SURVEY 2025

run on 09/08/2025

Custom Survey

1 survey(s) 944 response(s)

## Report Filters

**School:**  
N/A

**Race:**  
N/A

**Grade:**  
N/A

**Gender:**  
N/A

**Ethnicity:**  
N/A

**Tag:**  
N/A

## BCPS STUDENT (Grades 6-12) CUSTOMER SURVEY 2025

### Demographics

Number of Responses | Percentages of Total Responses

#### 1. Gender

Male	403	43%
Female	514	55%
Prefer not to answer	3	2%

935 respondents

#### 2. Race

American Indian or Alaska Native	1	1%
Asian	12	4%
Black or African American	453	50%
Native Hawaiian or Other Pacific Islander	1	2%
White	196	22%

Multiracial 69 8%

Other 133 15%

905 respondents

### 3. Ethnicity

Hispanic 319 39%

Non-Hispanic or Latino 382 46%

Prefer not to answer 126 15%

827 respondents

### 4. Grade

Grade 6 0%

Grade 7 0%

Grade 9 295 31%

Grade 10 232 25%


Grade 11 246 26%

Grade 12 167 18%


944 respondents

## C. Section 2

### 1. I feel safe at my school.



### 2. I feel safe getting to and from my school.



3. \*Note: Remember, this survey is anonymous, please report any bullying concerns to a trusted adult at your school. The next 10 questions ask about bullying. Bullying is when 1 or more students tease, threaten, spread rumors about, hit, shove, or hurt another student over and over again. It is not bullying when 2 students of about the same strength or power argue, fight or tease each other in a friendly way. During the past 12 months, have you ever been bullied on school property?

Yes 76 8%

No 868 92%

944 respondents

4. The primary location on school property where I was bullied during the last 12 months was:

On the school bus 1%

In the classroom 9 3%

In the cafeteria 1%

In the hallway 1%

In the restroom 0%

Other school area 2%

Does not apply to me 861 91%

941 respondents


5. During the past 12 months, have you ever been electronically bullied? (Count being bullied through texting, Instagram, TikTok, Snapchat or other social media.)

Yes 19 5%

No 895 95%


944 respondents

**6. After I was bullied, I:**



944 respondents

**7. After I told an adult at school about being bullied, the bullying:**



944 respondents

**8. A teacher or another adult at school taught our class about what bullying is this school year.**

Yes 480 51%

No 464 49%

944 respondents

**9. I think bullying is wrong.**

Strongly Agree 503 53%

Agree 269 28%

Neutral 130 14%

Disagree 1 2%

Strongly Disagree 1 2%

944 respondents

**10. I know different ways to intervene or help if bullying were occurring or going to occur.**

Strongly Agree 194 21%

Agree 375 40%

Neutral 304 32%

Disagree 12 4%

Strongly Disagree 9 3%

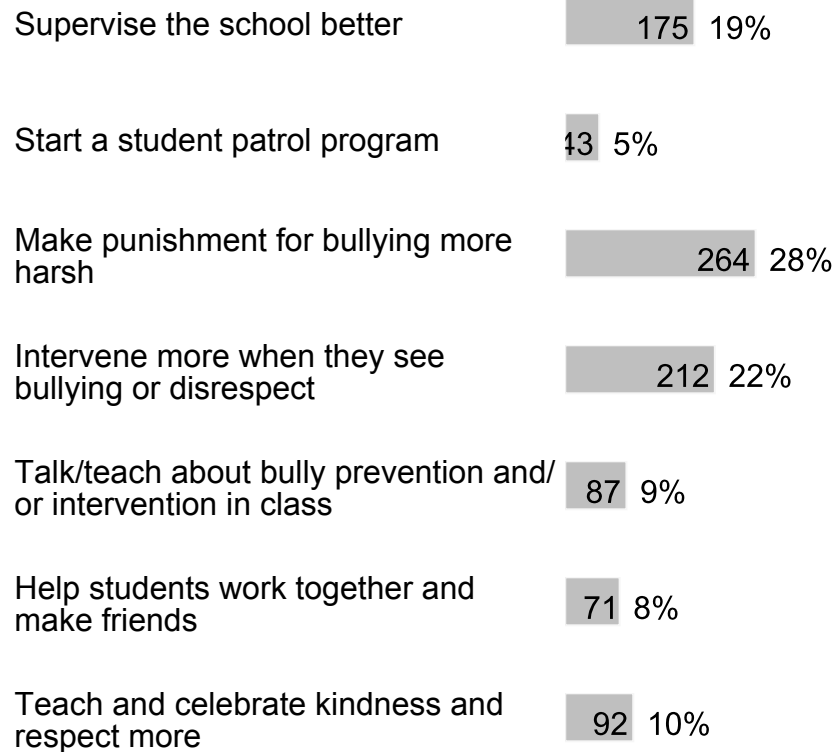
944 respondents

**11. I would intervene or help if another student was being bullied.**

Strongly Agree 193 20%

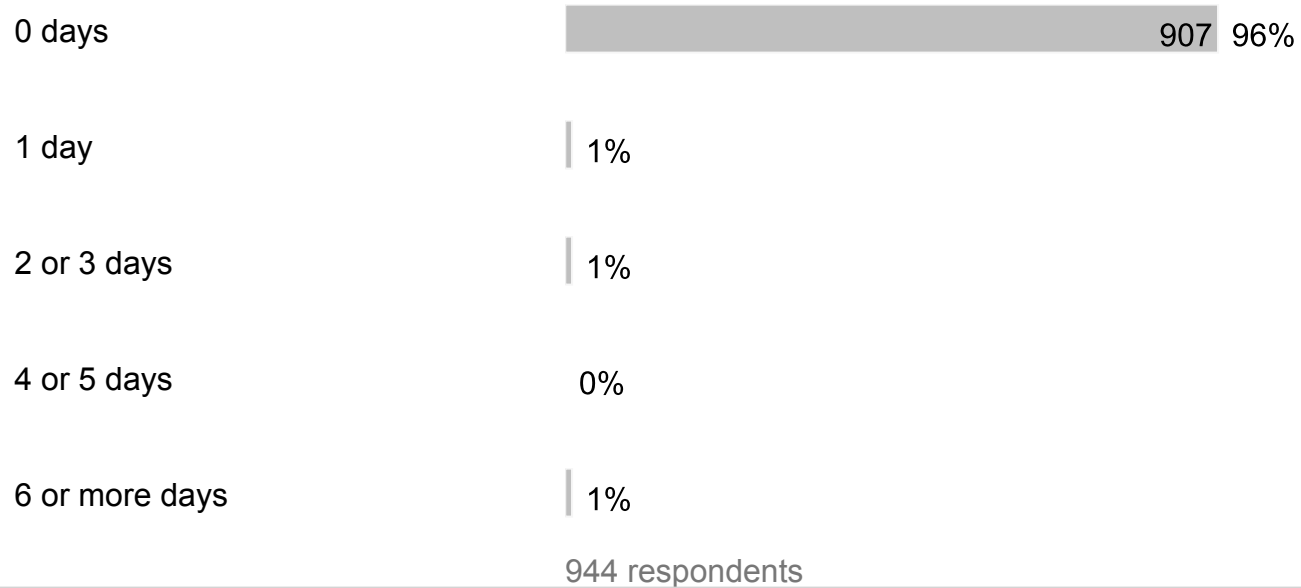


**12. What can adults do to help stop bullying at school?**

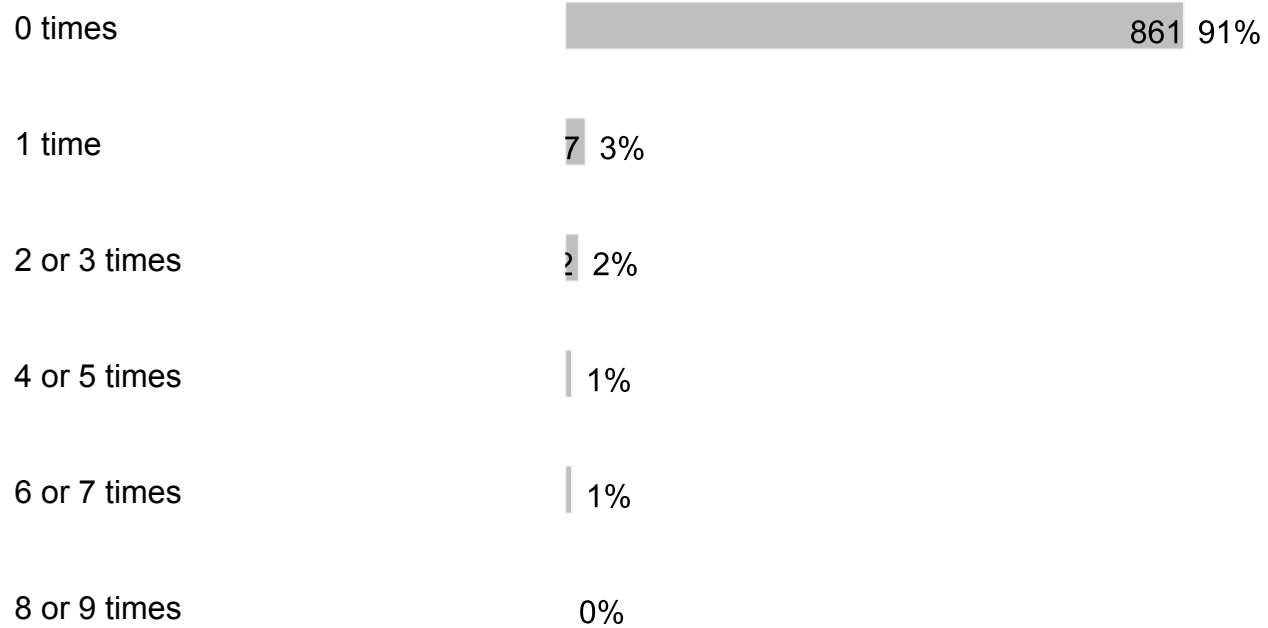


944 respondents

**13. During the past 30 days, how many days did you carry a weapon such as a gun, knife or club on school property?**



**14. During the past 30 days, how many times have you been threatened by another student at school?**



10 or 11 times 0%

12 or more times 2%

944 respondents

**15. During the past 12 months, how many times were you in a physical fight on school property?**

0 times 888 94%

1 time 2%

2 or 3 times 1%

4 or 5 times 0%

6 or 7 times 1%

8 or 9 times 0%

10 or 11 times 0%

12 or more times 1%

940 respondents

**16. During the past 12 months, how many times did someone you were dating or going out with physically hurt you on purpose? (Count such things as being hit, slammed into something or injured with an object or weapon.)**

I did not date or go out with anyone during the past 12 months 502 53%

0 times 380 40%

1 time 0 3%

2 or 3 times 1 1%

4 or 5 times 0 0%

6 or more times 3 2%

944 respondents

**17.** During the past 30 days, how many days did you have at least one drink of alcohol? (Alcohol includes drinking beer, wine, flavored alcoholic beverages and liquor such as rum, gin, vodka, whiskey, etc.) For the purpose of this question, drinking alcohol does not include drinking a few sips of wine for religious purposes.

0 days 896 95%

1 or 2 days 3 2%

3 or 5 days 1 1%

6 to 9 days 1 1%

10 to 19 days 0 0%

20 to 29 days 0%

All 30 days 1%

944 respondents

**18.** During the past 30 days, how many days did you use an electronic vapor product? (Electronic vapor products include JUUL, SMOK, Suorin, Vuse, blu e-cigarettes, vapes, vape pens, e-cigars, e-hookahs, hookah pens, mods, etc.)

0 days 901 95%

1 or 2 days 1%

3 or 5 days 1%

6 to 9 days 1%

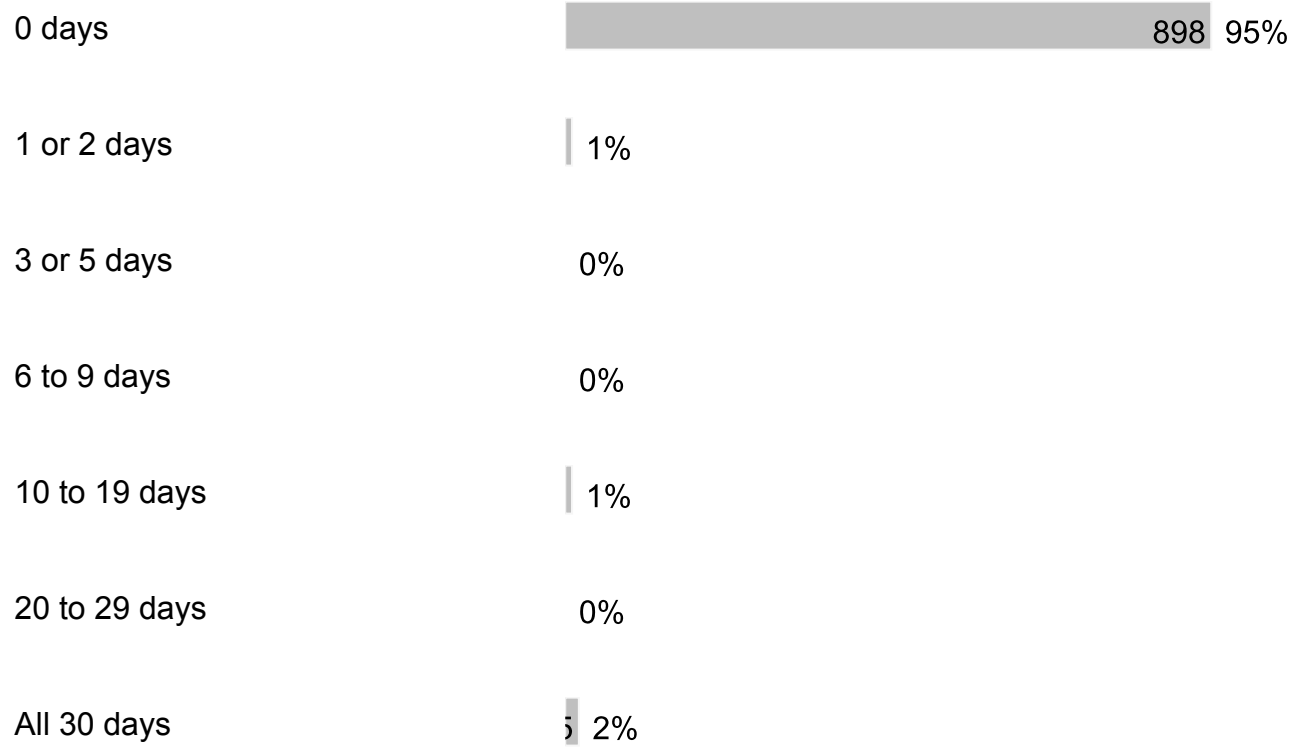
10 to 19 days 0%

20 to 29 days 0%

All 30 days 1%

944 respondents

**19.** During the past 30 days, how many days did you use marijuana (also called pot or weed)? Do not count CBD-only or hemp products, which come from the same plant as marijuana, but do not cause a high when used alone.




944 respondents

**20. During the school year, I participated in alcohol, other drug or tobacco prevention activities or lessons.**




944 respondents

**21. I believe drinking alcohol is bad for your brain.**



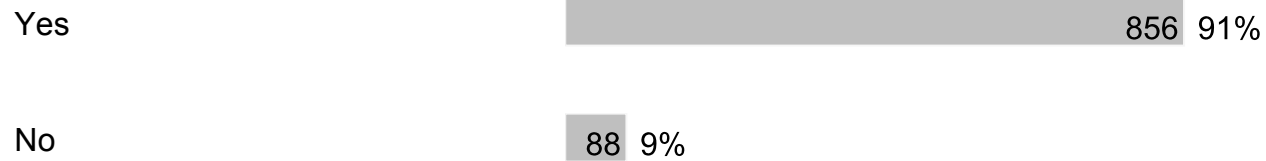
944 respondents

**22.** In your opinion, what percentage of Broward County students in grades 6 - 12 choose not to drink alcohol?



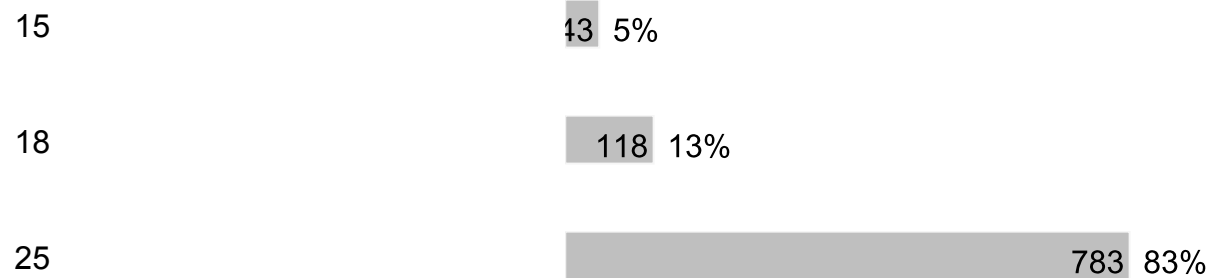
944 respondents

**23.** I believe using drugs are bad for your health.




944 respondents

**24.** At what age is a human brain fully developed?



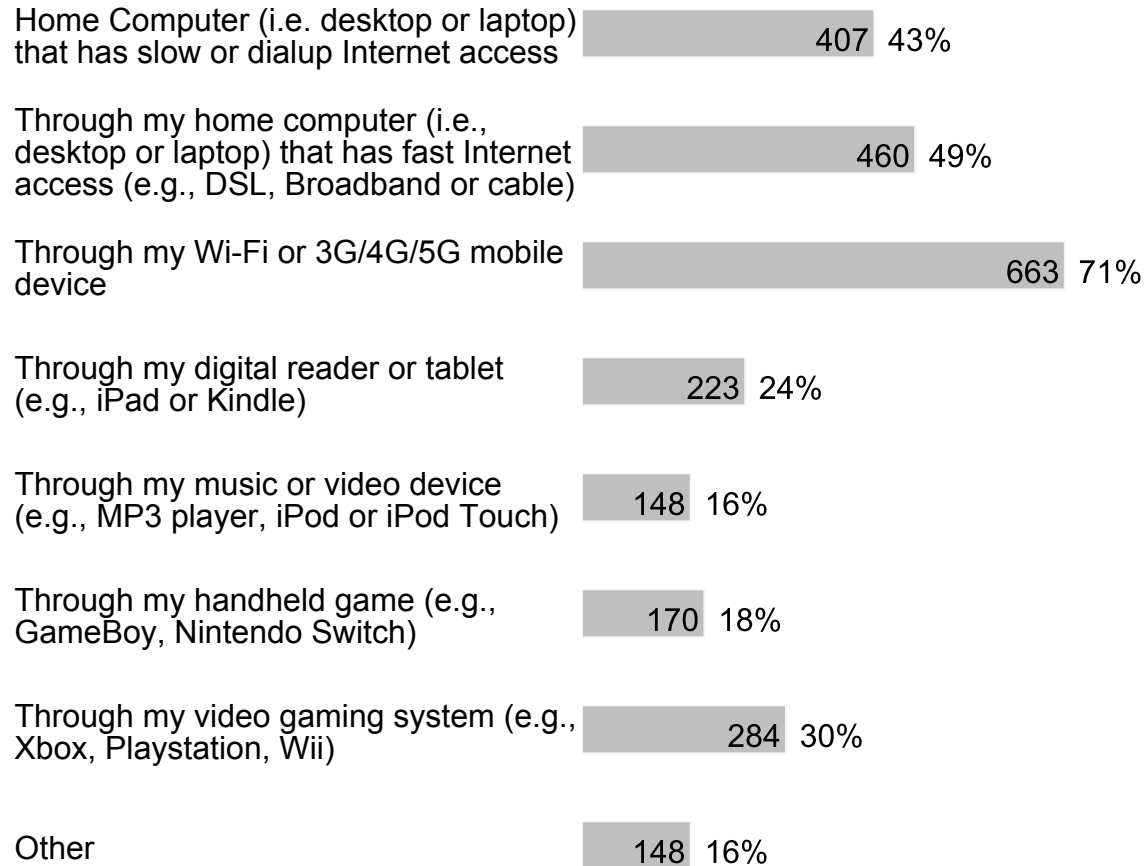
944 respondents

**25.** My school is clean and well-maintained.



## D. Section 3

1. During a typical week, I have access to the internet at home in the following ways (check all that apply):



938 respondents

2. During a typical school day, I have access to the internet at school in the following ways (check all that apply):



During an academic class other than computer lab or computer class such as English or Math class 395 43%

Through school library computers 284 31%

Through my own laptop that I bring to school 140 15%

Through my own tablet computer (such as an iPad) that I bring to school 155 17%

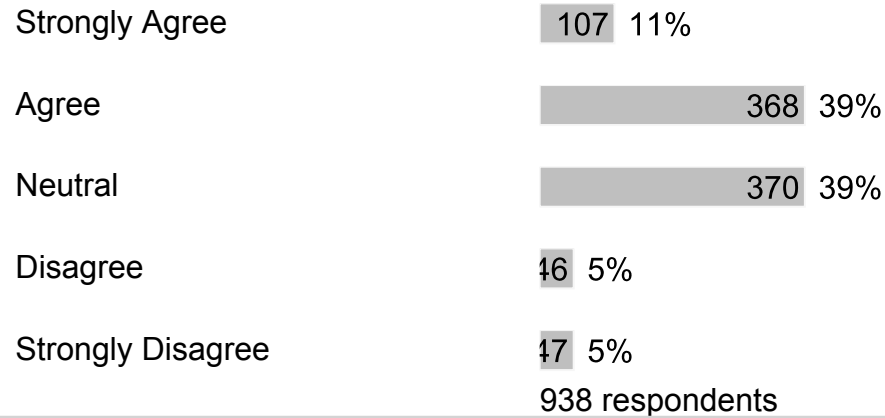
Through my Wi - Fi or 3G/4G/5G mobile device that I bring to school 469 51%

Other 132 14%

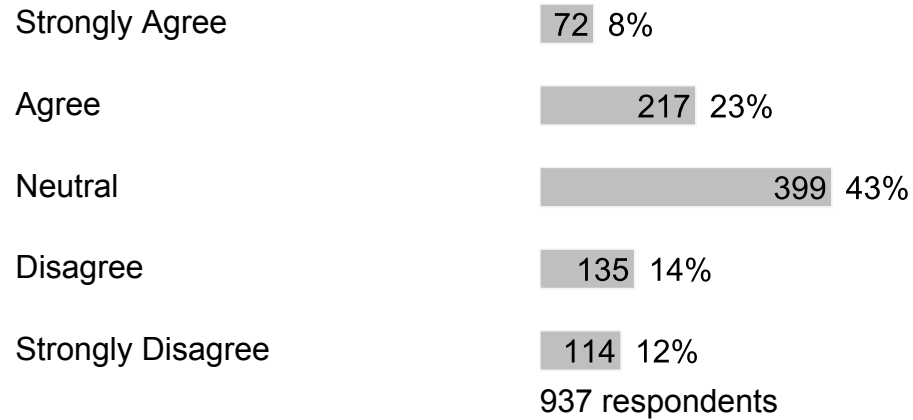
924 respondents

## E. Section 4

### 1. My school provides sufficient material resources (books, supplies, technology, etc.) to meet my needs.




### 2. I would recommend my school to my friends.



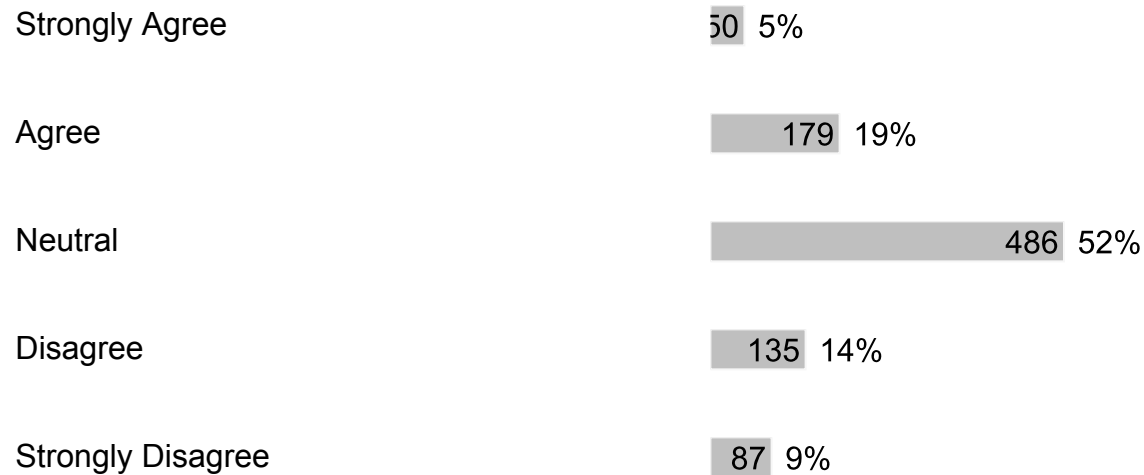
## F. Section 5

### 1. If I have a problem, I know who I can go to for help.



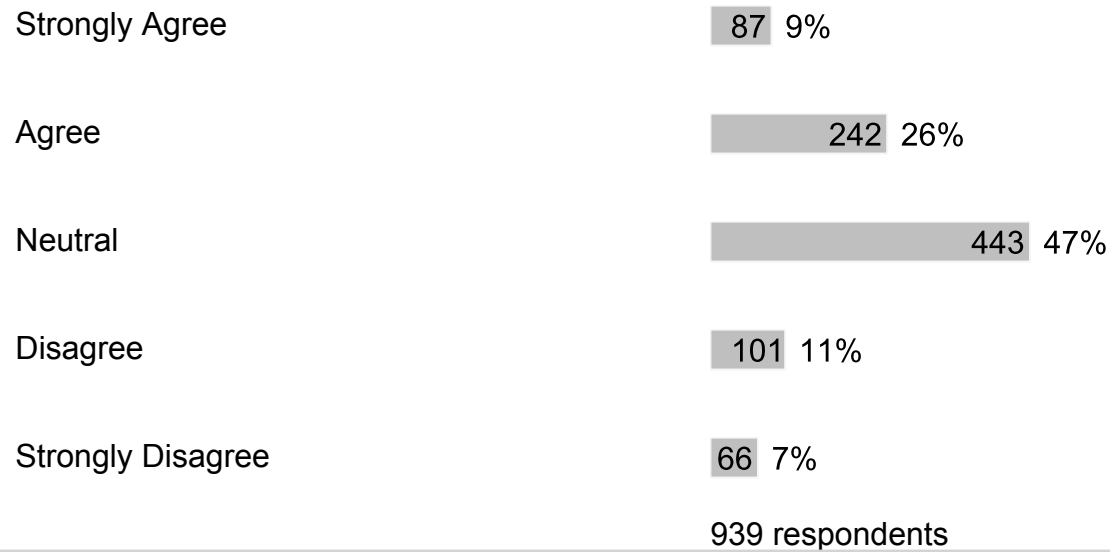
939 respondents

### 2. In my school, students treat adults with respect.

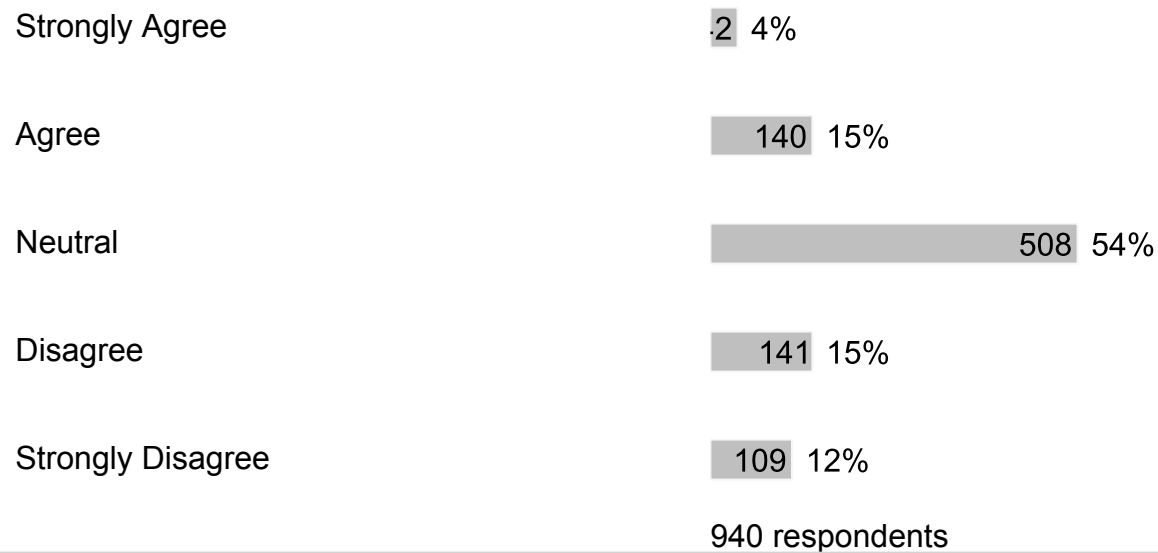


937 respondents

**3. In my school, adults treat students with respect.**



**4. In my school, students treat each other with respect.**



**5. My school provides me the support that I need.**

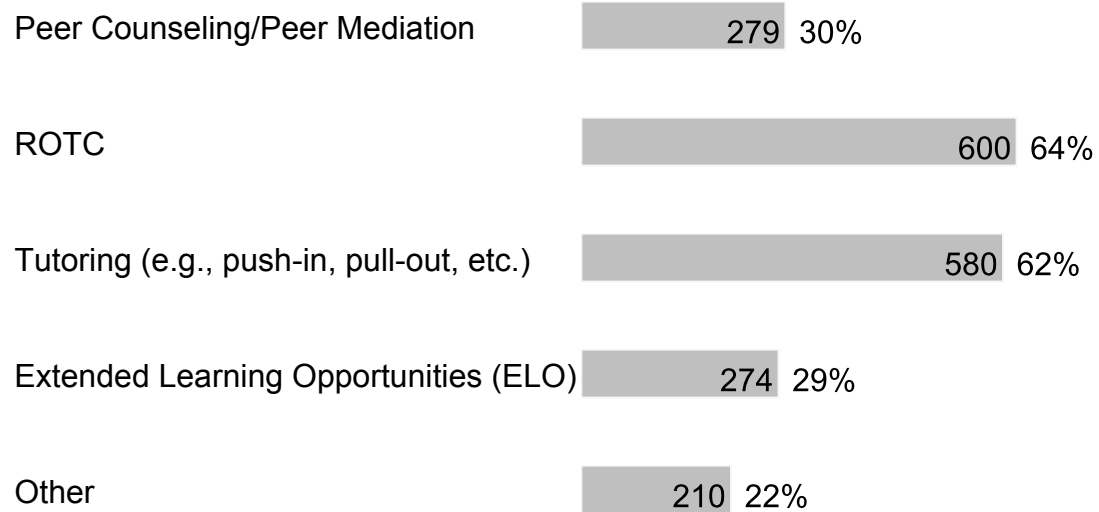


Agree	297	32%
Neutral	445	48%
Disagree	68	7%
Strongly Disagree	16	5%

933 respondents

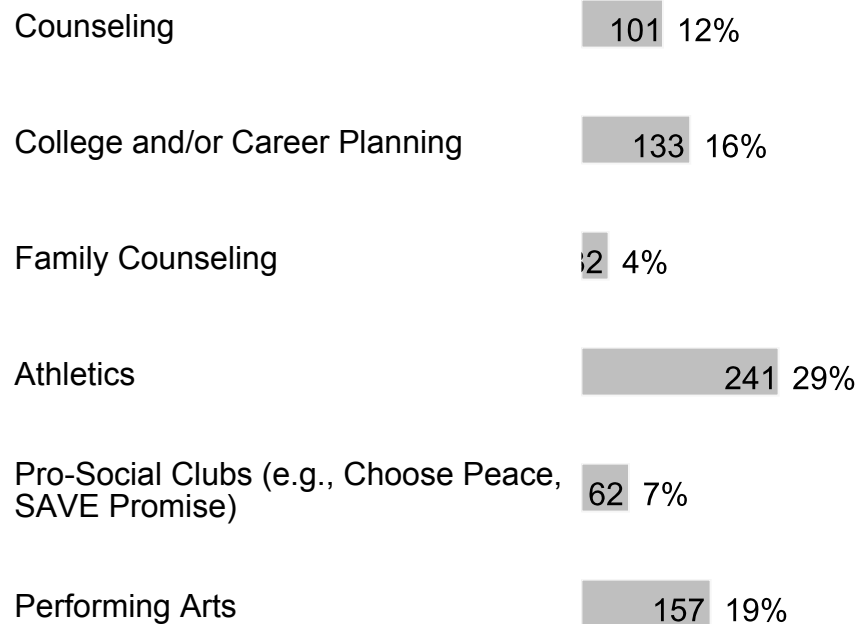
**6. At my school, the following programs/services are available (check all that apply):**

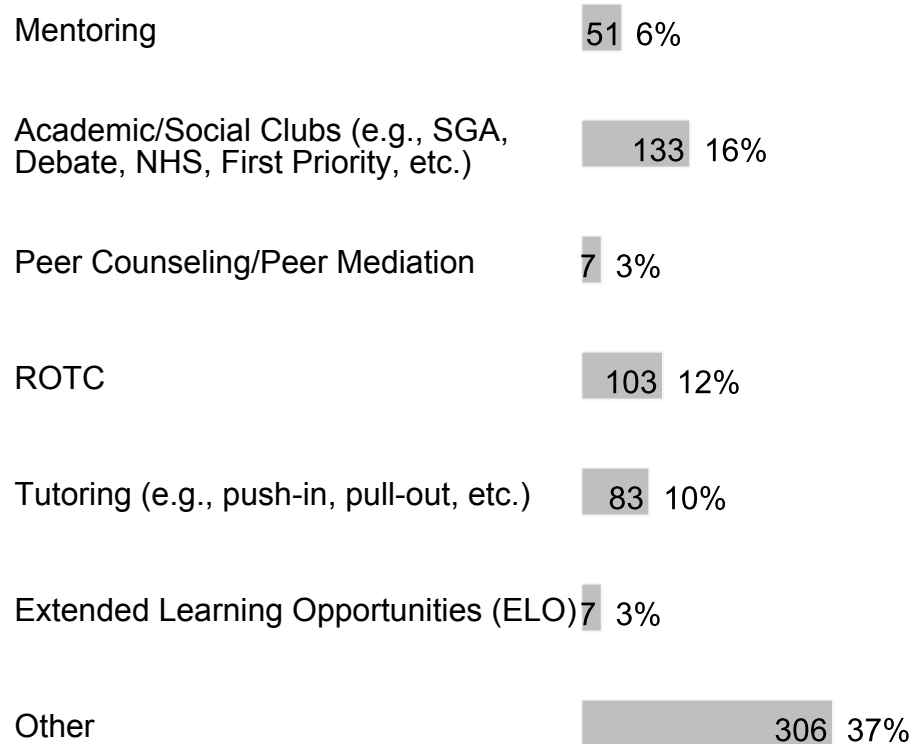
Counseling	679	73%
College and/or Career Planning	634	68%
Family Counseling	284	30%
Athletics	665	71%
Pro-Social Clubs (e.g., Choose Peace, SAVE Promise)	331	35%
Performing Arts	596	64%
Mentoring	327	35%
Academic/Social Clubs (e.g., SGA, Debate, NHS, First Priority, etc.)	544	58%



936 respondents

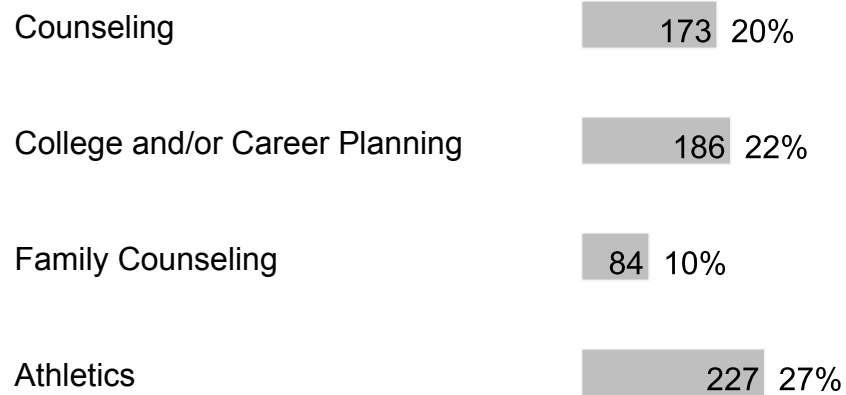
7. At my school, I participate in the following programs/services (check all that apply):





832 respondents

**8.** These are the programs/services at my school that I value most or would value if they were available at my school (check all that apply):



Pro-Social Clubs (e.g., Choose Peace, SAVE Promise)	94	11%
Performing Arts	172	20%
Mentoring	73	9%
Academic/Social Clubs (e.g., SGA, Debate, NHS, First Priority, etc.)	121	14%
Peer Counseling/Peer Mediation	63	7%
ROTC	95	11%
Tutoring (e.g., push-in, pull-out, etc.)	106	13%
Extended Learning Opportunities (ELO)	73	9%
Other	332	39%

845 respondents

**9. I am friends with other students at this school.**

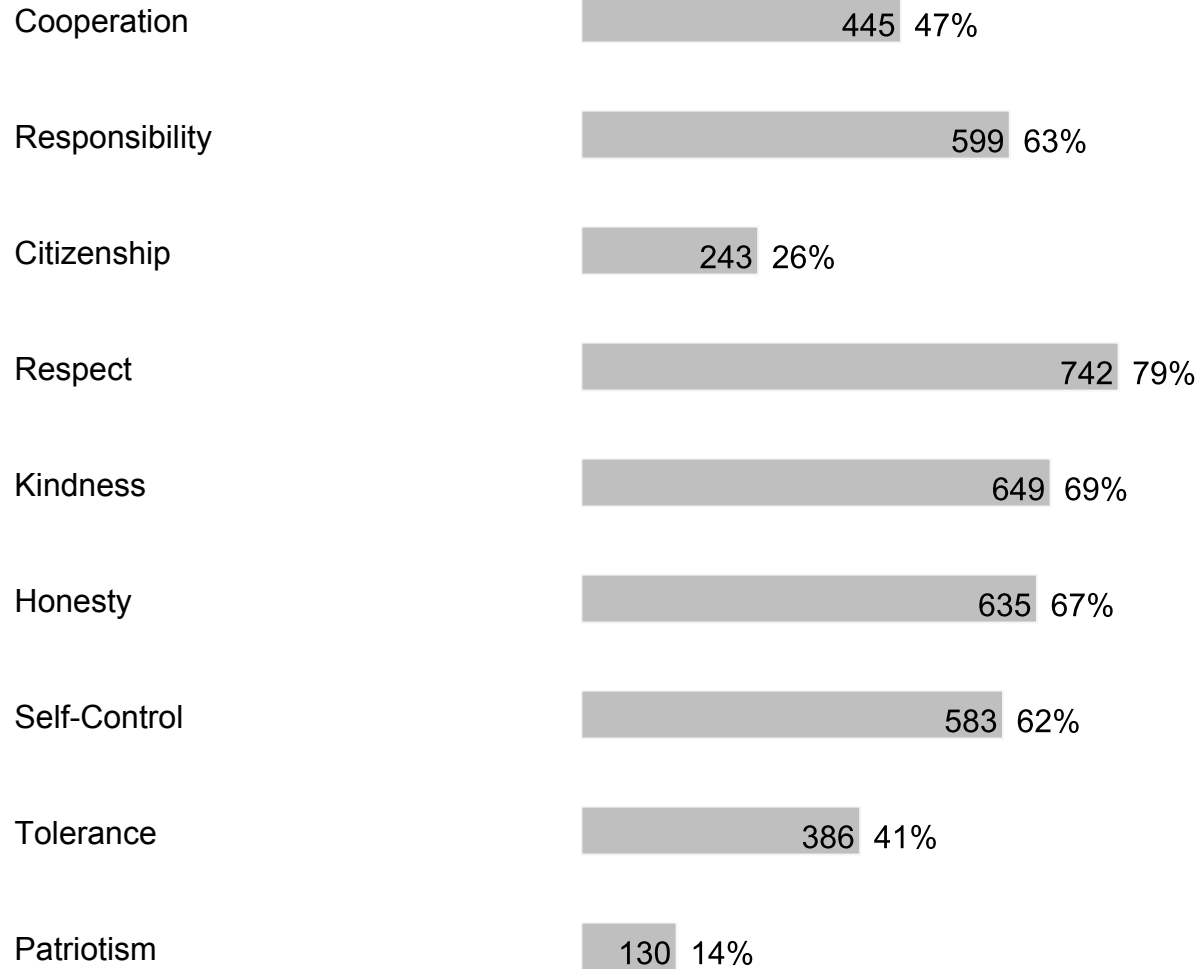
Strongly Agree	292	31%
Agree	392	42%
Neutral	200	21%

Disagree 5 3%

Strongly Disagree 5 4%

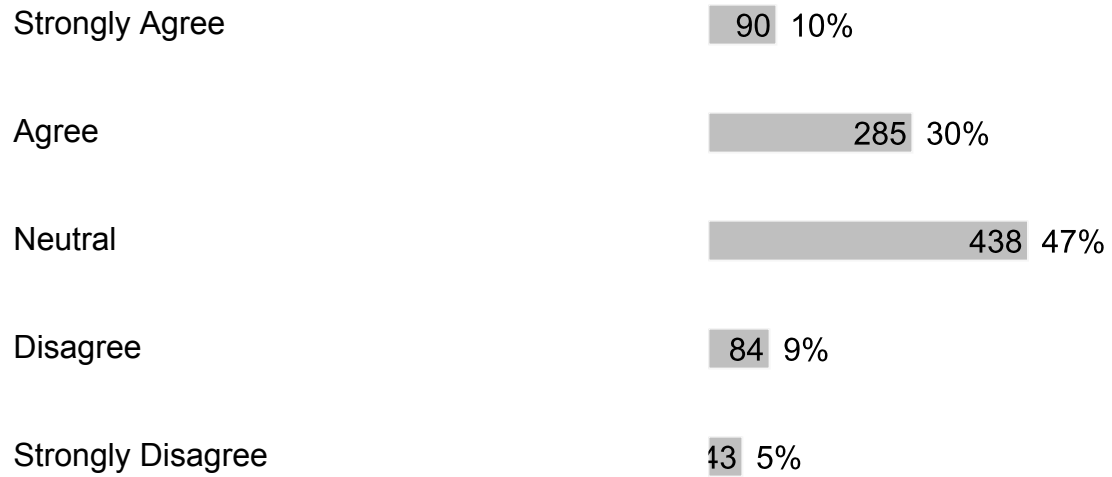
944 respondents

**10. Which character traits do you value the most in yourself and others? (check all that apply)**




944 respondents

**11. I receive acknowledgement and/or praise for my strengths or accomplishments by adults at my school.**



940 respondents


**12. I enjoy eating food prepared by the cafeteria.**




944 respondents

## G. Section 6

1. In my school, a high-quality education is offered.



2. My school provides me with challenging curriculum, uses a variety of teaching methods and learning experiences to develop the skills I need to succeed.

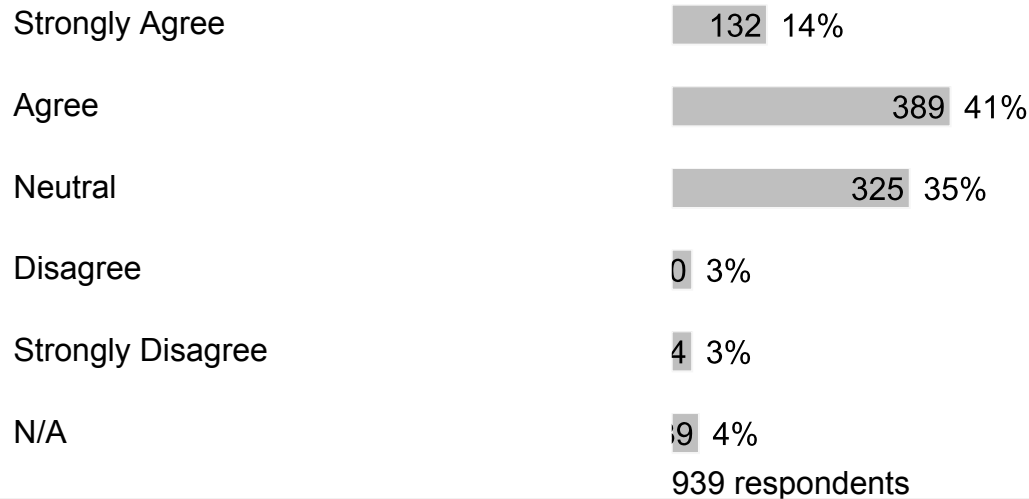


3. My school motivates me to set academic goals and learn new things.

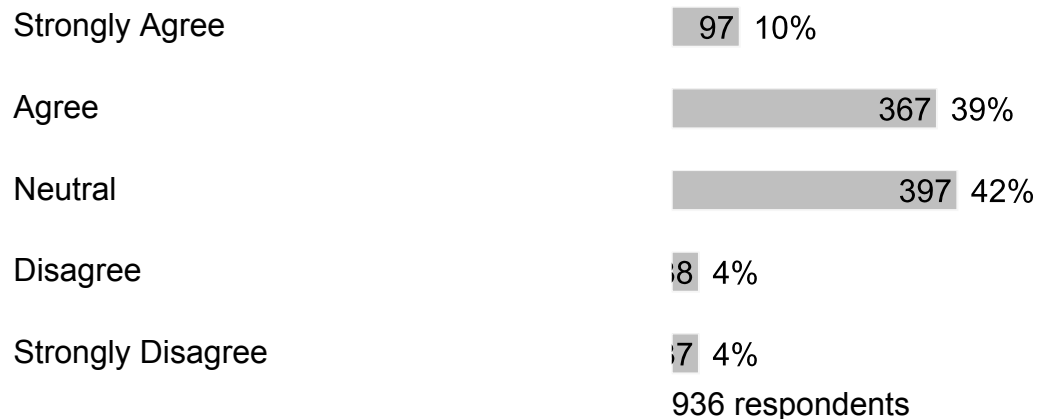




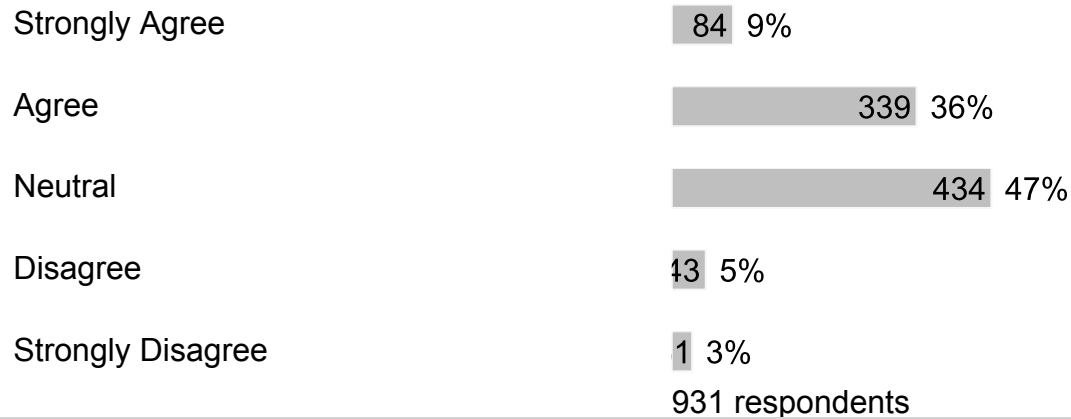
**4. My teachers use tests, projects, presentations, and portfolios to assess my understanding of what was taught.**



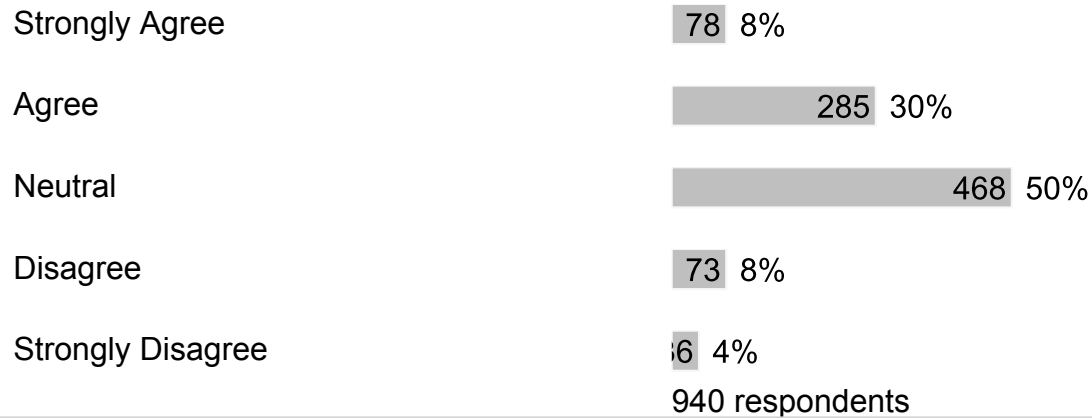
**5. My school prepares me for success in the next school year.**




**6. Lessons and materials in our school prepare us to be effective users of media and technology.**



**7. In class, students spend considerable amounts of time actively engaged in learning (such as solving problems, discussing ideas, creating their own work, reading, writing, speaking and researching).**



**8. My teachers effectively engage students in the classroom and encourage creative thinking.**



939 respondents

**9. There are few distractions during class.**

Strongly Agree	87	9%
Agree	234	25%
Neutral	465	50%
Disagree	101	11%
Strongly Disagree	51	5%

938 respondents

**10. Students are encouraged to work in groups regularly.**

Strongly Agree	71	8%
Agree	263	28%
Neutral	491	52%
Disagree	77	8%
Strongly Disagree	5	4%

937 respondents

**11. Teachers are generally fair when it comes to grading student work.**

Strongly Agree	86	9%
Agree	297	32%
Neutral	437	46%
Disagree	64	7%

Strongly Disagree 56 6%  
940 respondents

**12. I give class presentations or share my work with classmates.**

Strongly Agree 83 9%  
Agree 295 31%  
Neutral 458 49%  
Disagree 60 6%  
Strongly Disagree 11 4%  
937 respondents

**13. I work on assignments that challenge me and/or take more than one class period to complete.**

Strongly Agree 112 12%  
Agree 329 35%  
Neutral 432 46%  
Disagree 0 4%  
Strongly Disagree 4 3%  
937 respondents

**14. I complete meaningful homework to review what I learned in class and/or prepare for the next day's lesson.**

Strongly Agree 85 9%  
Agree 304 32%  
Neutral 467 50%

Disagree 46 5%

Strongly Disagree 17 4%

939 respondents

**15. I receive feedback about my work that helps me better understand what I'm learning.**

Strongly Agree 74 8%

Agree 280 30%

Neutral 464 50%

Disagree 80 9%

Strongly Disagree 19 4%

937 respondents

**16. I am provided opportunities to correct or improve my work.**

Strongly Agree 81 9%

Agree 351 37%

Neutral 413 44%

Disagree 53 6%

Strongly Disagree 10 4%

938 respondents


**17. I am provided opportunities to participate in class discussions and activities.**

Strongly Agree 95 10%

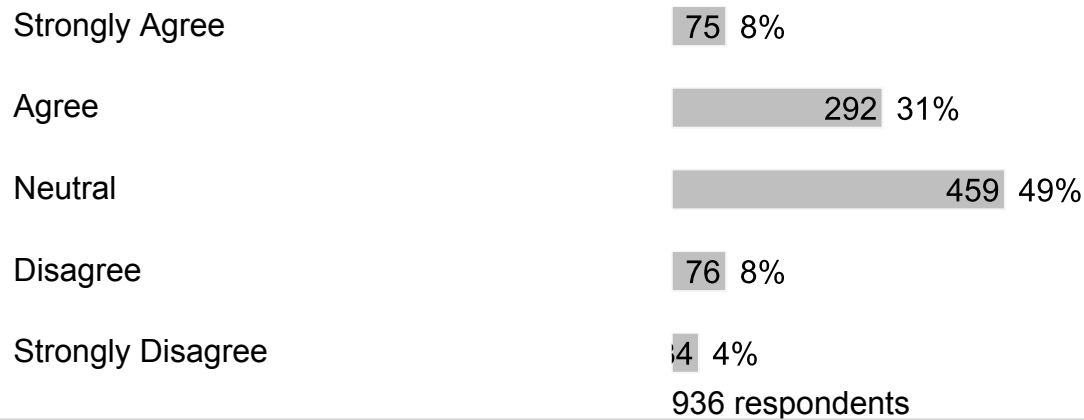
Agree 354 38%



**18. My teachers explain their expectations so I can be successful.**




**19. My teachers provide me with information about how well I am doing in school.**

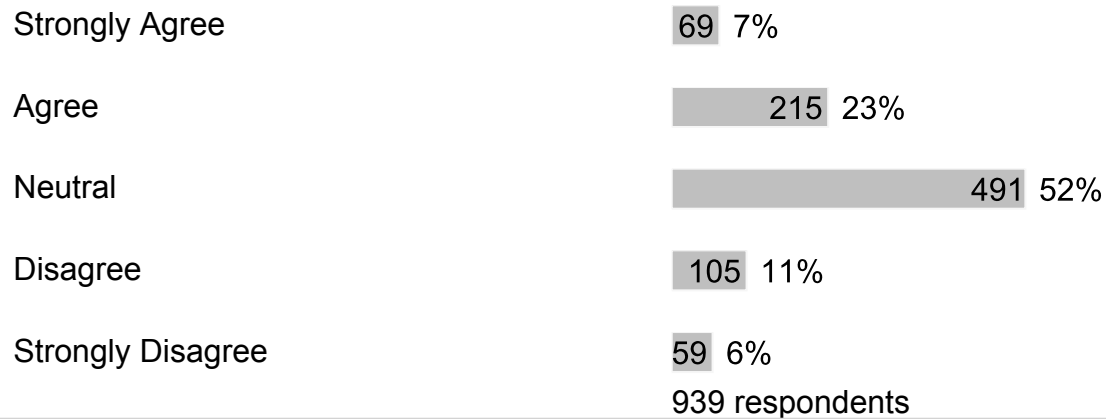


**20. Teachers regularly post information online or send home a newsletter.**






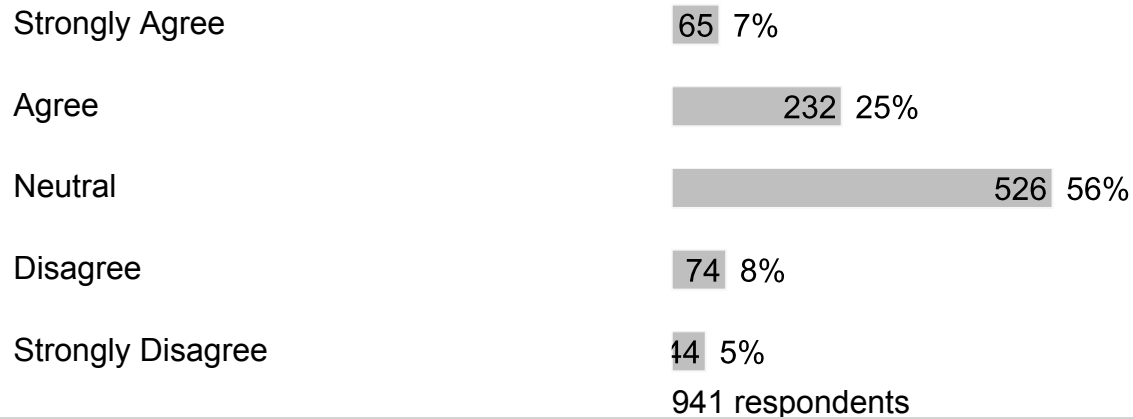
**21. My teachers keep my family informed of my academic progress.**



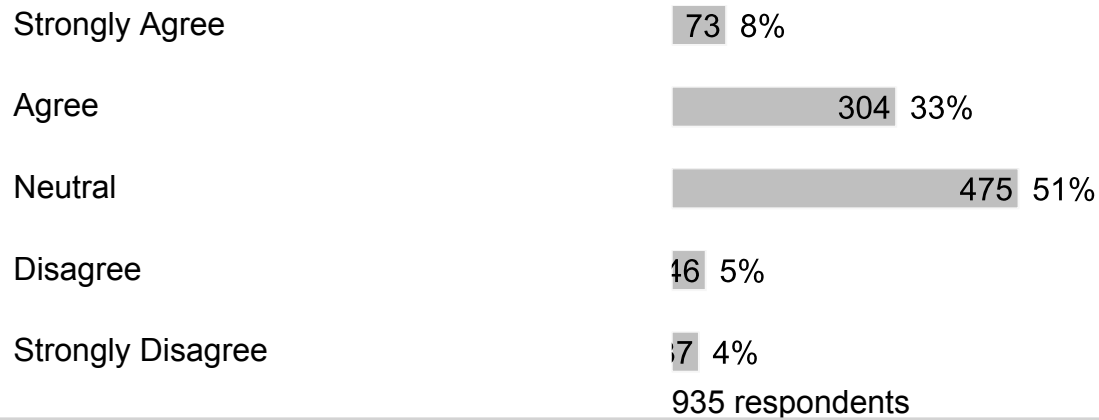
**22. My school considers students' opinions when changing rules/policies and planning ways to improve the school.**




**23. My school shares information about school success with my community.**



**24. Our school uses different ways to communicate what is happening to parents and students.**



**25. My school focuses on Customer Service (greeting with a smile and responding to questions and concerns within one business day).**



940 respondents

## H. Section 7

1. What else would you like to tell us about your school?

Free form text answers are available in the exported CSV report