

BCPS STUDENT (Grades 6-12) CUSTOMER SURVEY 2025

run on 09/25/2025



surveys



BCPS STUDENT (Grades 6-12) CUSTOMER SURVEY 2025

run on 09/25/2025

Custom Survey

1 survey(s) 402 response(s)

Report Filters

School:
N/A

Race:
N/A

Grade:
N/A

Gender:
N/A

Ethnicity:
N/A

Tag:
N/A

BCPS STUDENT (Grades 6-12) CUSTOMER SURVEY 2025

Demographics

Number of Responses | Percentages of Total Responses

1. Gender

Male	199	50%
------	-----	-----

Female	197	49%
--------	-----	-----

Prefer not to answer	1	1%
----------------------	---	----

400 respondents

2. Race

American Indian or Alaska Native	1	1%
----------------------------------	---	----

Asian	1	1%
-------	---	----

Black or African American	266	67%
---------------------------	-----	-----

Native Hawaiian or Other Pacific Islander	1	1%
---	---	----

White	7	4%
-------	---	----

Multiracial 19 5%

Other 85 22%

395 respondents

3. Ethnicity

Hispanic 83 23%

Non-Hispanic or Latino 175 48%

Prefer not to answer 108 30%

366 respondents

4. Grade

Grade 6 44 11%

Grade 7 171 43%

Grade 8 184 46%


Grade 9 0%

Grade 12 0%


402 respondents

C. Section 2

1. I feel safe at my school.



2. I feel safe getting to and from my school.



3. *Note: Remember, this survey is anonymous, please report any bullying concerns to a trusted adult at your school. The next 10 questions ask about bullying. Bullying is when 1 or more students tease, threaten, spread rumors about, hit, shove, or hurt another student over and over again. It is not bullying when 2 students of about the same strength or power argue, fight or tease each other in a friendly way. During the past 12 months, have you ever been bullied on school property?



No 312 78%

402 respondents

4. The primary location on school property where I was bullied during the last 12 months was:

On the school bus 2%

In the classroom 43 11%

In the cafeteria 2%

In the hallway 8 4%

In the restroom 0%

Other school area 3 2%

Does not apply to me 312 78%

402 respondents

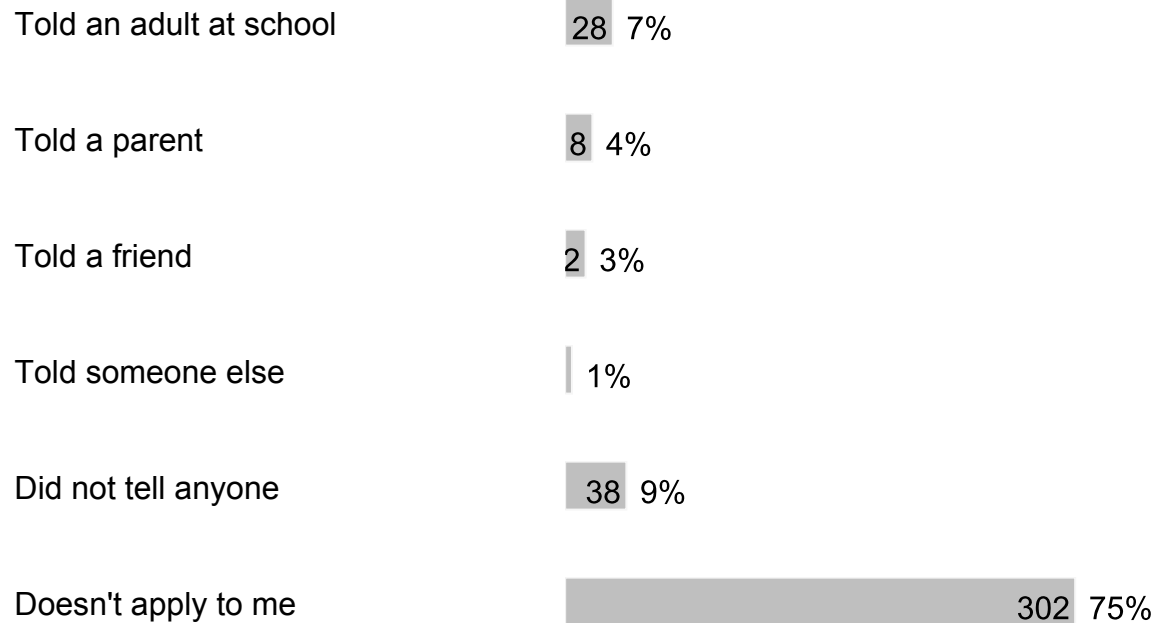
5. During the past 12 months, have you ever been electronically bullied? (Count being bullied through texting, Instagram, TikTok, Snapchat or other social media.)

Yes 39 10%

No 363 90%

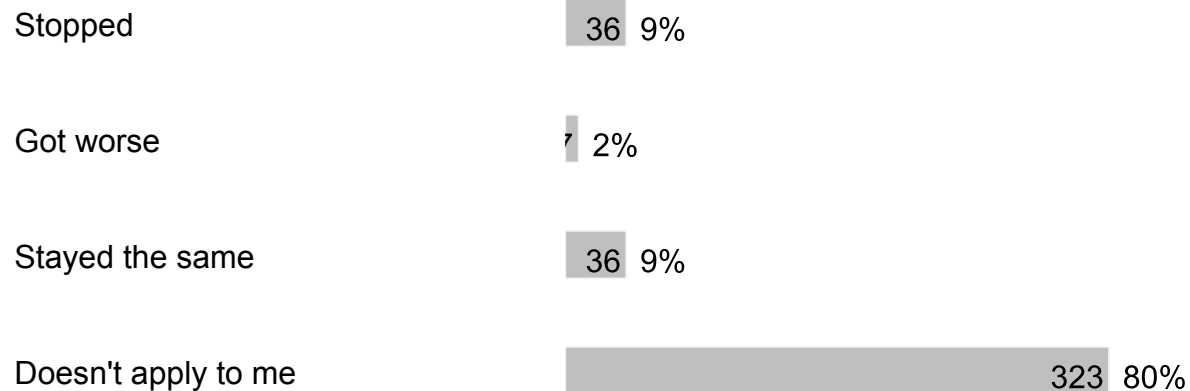
402 respondents

6. After I was bullied, I:



402 respondents

7. After I told an adult at school about being bullied, the bullying:



402 respondents

8. A teacher or another adult at school taught our class about what bullying is this school year.

Yes 259 64%

No 143 36%

402 respondents

9. I think bullying is wrong.

Strongly Agree 223 55%

Agree 104 26%

Neutral 43 11%

Disagree 1 2%

Strongly Disagree 22 5%

402 respondents

10. I know different ways to intervene or help if bullying were occurring or going to occur.

Strongly Agree 71 18%

Agree 113 28%

Neutral 163 41%

Disagree 23 6%

Strongly Disagree 32 8%

402 respondents

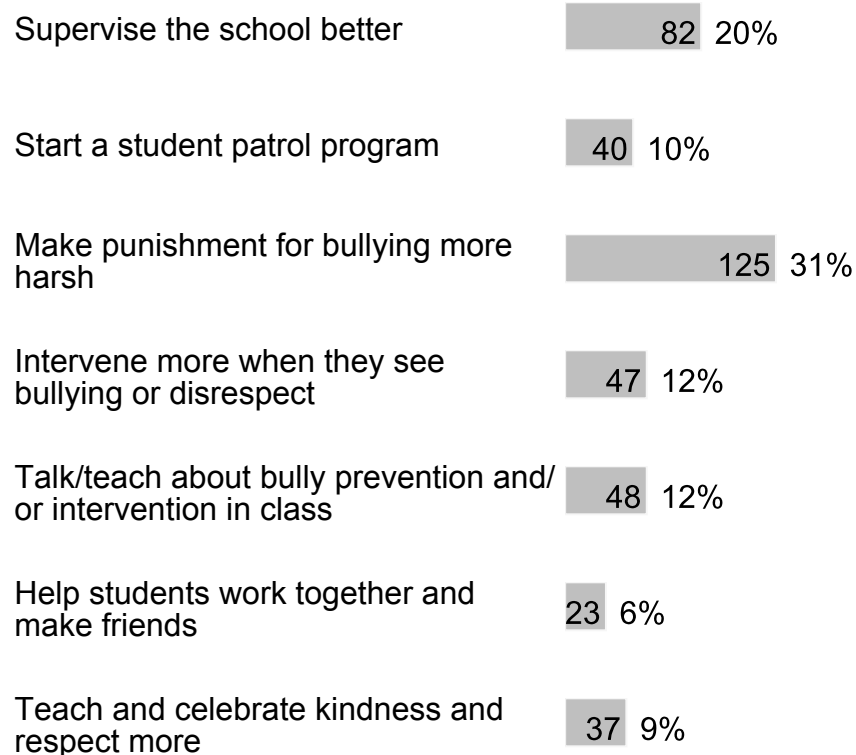
11. I would intervene or help if another student was being bullied.

Strongly Agree 82 20%



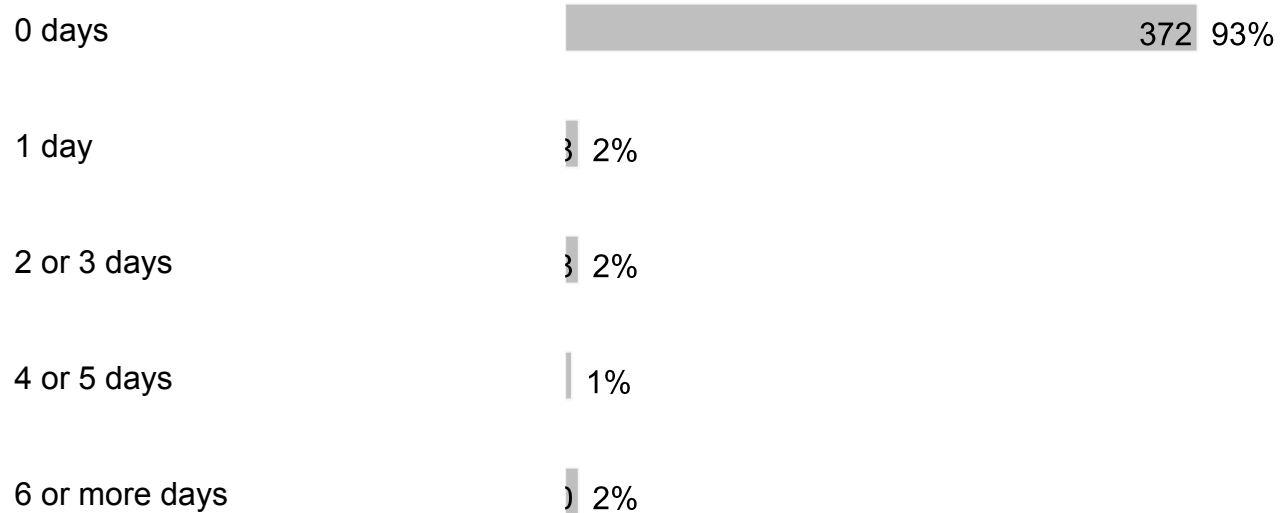
402 respondents

12. What can adults do to help stop bullying at school?



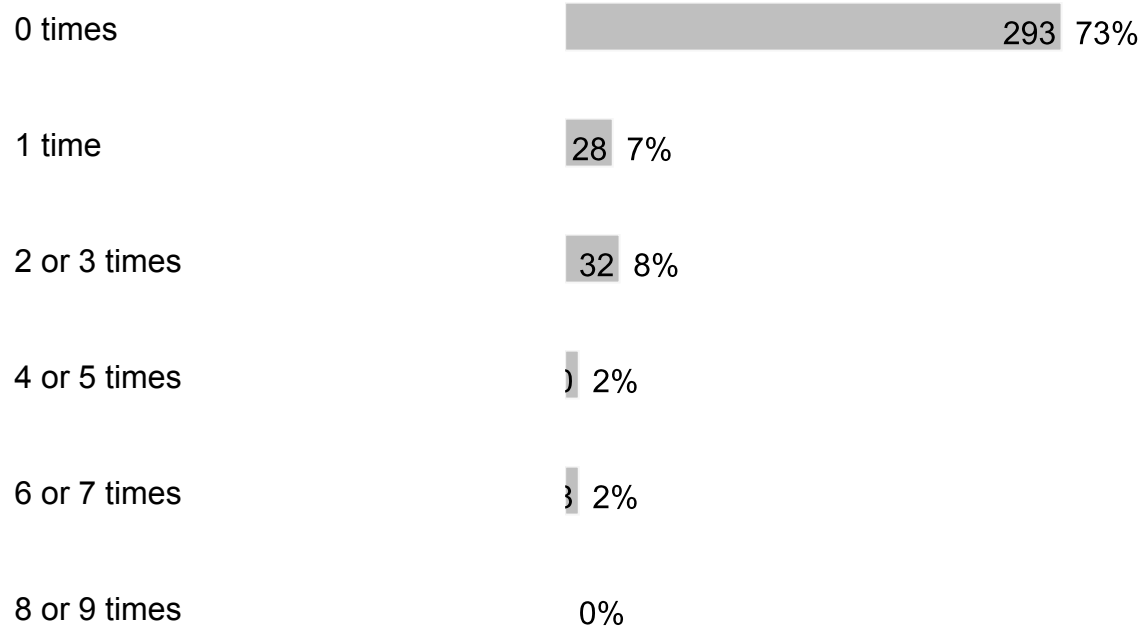
402 respondents

13. During the past 30 days, how many days did you carry a weapon such as a gun, knife or club on school property?



402 respondents

14. During the past 30 days, how many times have you been threatened by another student at school?



10 or 11 times 0%

12 or more times 27 7%

402 respondents

15. During the past 12 months, how many times were you in a physical fight on school property?

0 times 292 73%

1 time 51 13%

2 or 3 times 23 6%

4 or 5 times 7 2%

6 or 7 times 1 1%

8 or 9 times 1 1%

10 or 11 times 1 1%

12 or more times 3 3%

400 respondents

16. During the past 12 months, how many times did someone you were dating or going out with physically hurt you on purpose? (Count such things as being hit, slammed into something or injured with an object or weapon.)

I did not date or go out with anyone during the past 12 months

184 46%

0 times

164 41%

1 time

19 5%

2 or 3 times

1 2%

4 or 5 times

1 1%

6 or more times

21 5%

402 respondents

17. During the past 30 days, how many days did you have at least one drink of alcohol? (Alcohol includes drinking beer, wine, flavored alcoholic beverages and liquor such as rum, gin, vodka, whiskey, etc.) For the purpose of this question, drinking alcohol does not include drinking a few sips of wine for religious purposes.

0 days

365 91%

1 or 2 days

3 3%

3 or 5 days

1 1%

6 to 9 days

1 1%

10 to 19 days

1 1%

All 30 days | 1%

402 respondents

18. During the past 30 days, how many days did you use an electronic vapor product? (Electronic vapor products include JUUL, SMOK, Suorin, Vuse, blu e-cigarettes, vapes, vape pens, e-cigars, e-hookahs, hookah pens, mods, etc.)

0 days 369 92%

1 or 2 days 3 2%

3 or 5 days 3 2%

6 to 9 days 0%

10 to 19 days 0%

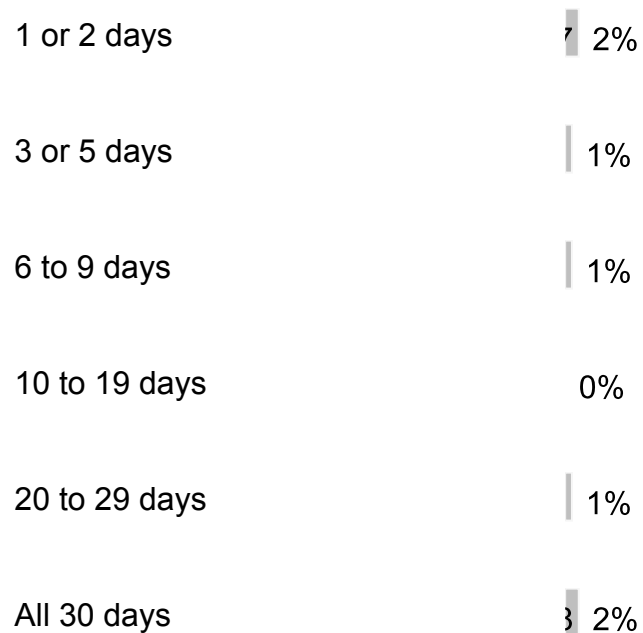
20 to 29 days 1%

All 30 days 2 2%

402 respondents

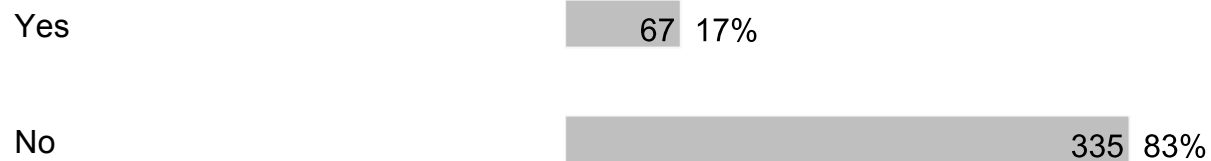
19. During the past 30 days, how many days did you use marijuana (also called pot or weed)? Do not count CBD-only or hemp products, which come from the same plant as marijuana, but do not cause a high when used alone.

0 days 376 94%



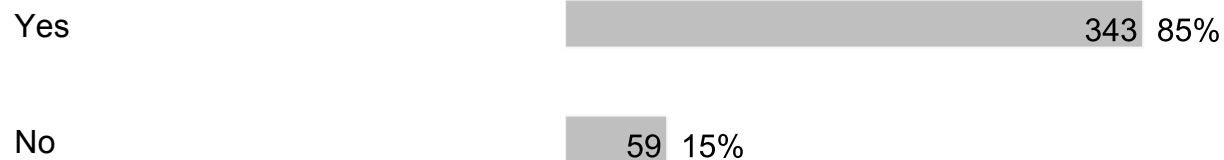
402 respondents

20. During the school year, I participated in alcohol, other drug or tobacco prevention activities or lessons.




402 respondents

21. I believe drinking alcohol is bad for your brain.



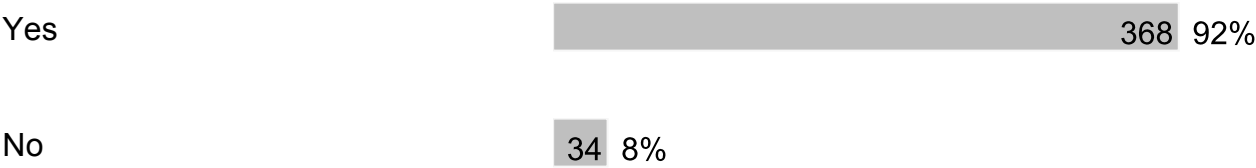
402 respondents

22. In your opinion, what percentage of Broward County students in grades 6 - 12 choose not to drink alcohol?



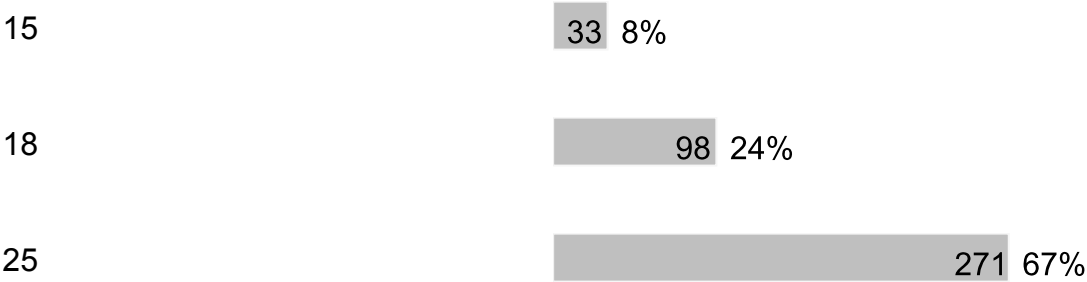
402 respondents

23. I believe using drugs are bad for your health.




402 respondents

24. At what age is a human brain fully developed?



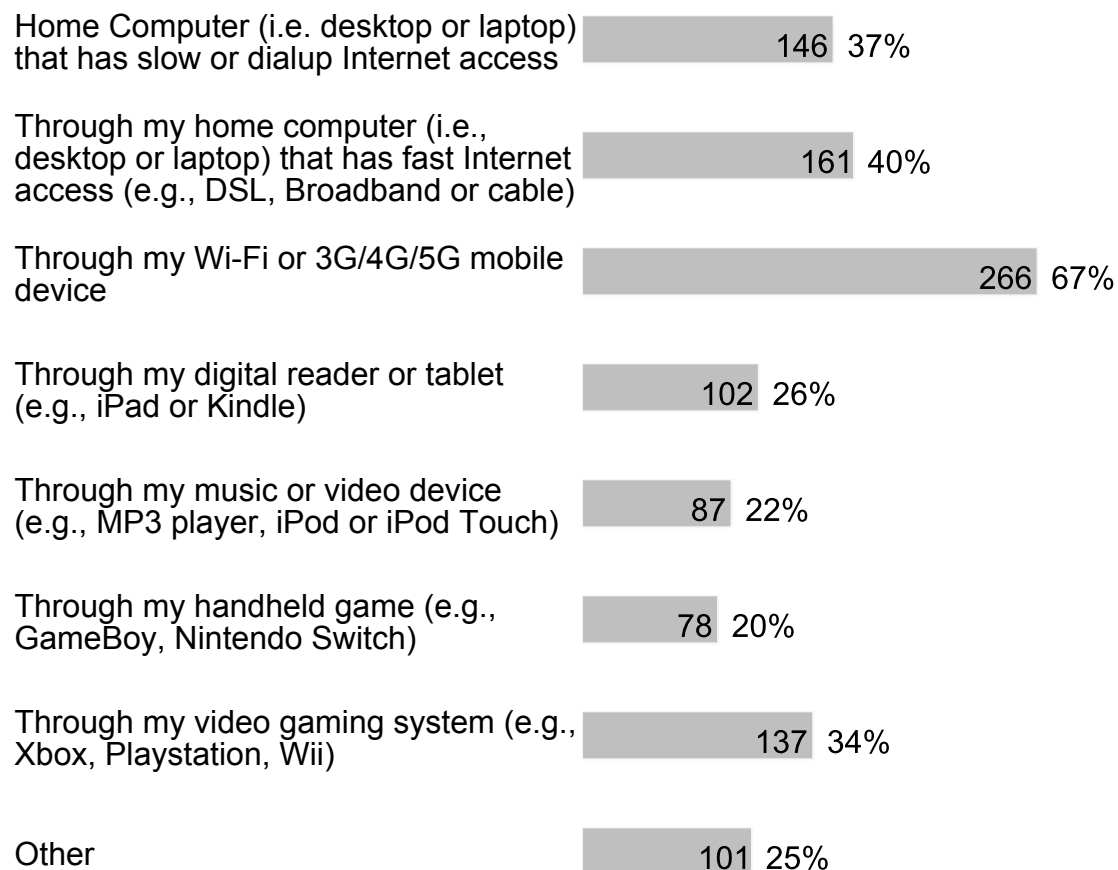
402 respondents

25. My school is clean and well-maintained.



D. Section 3

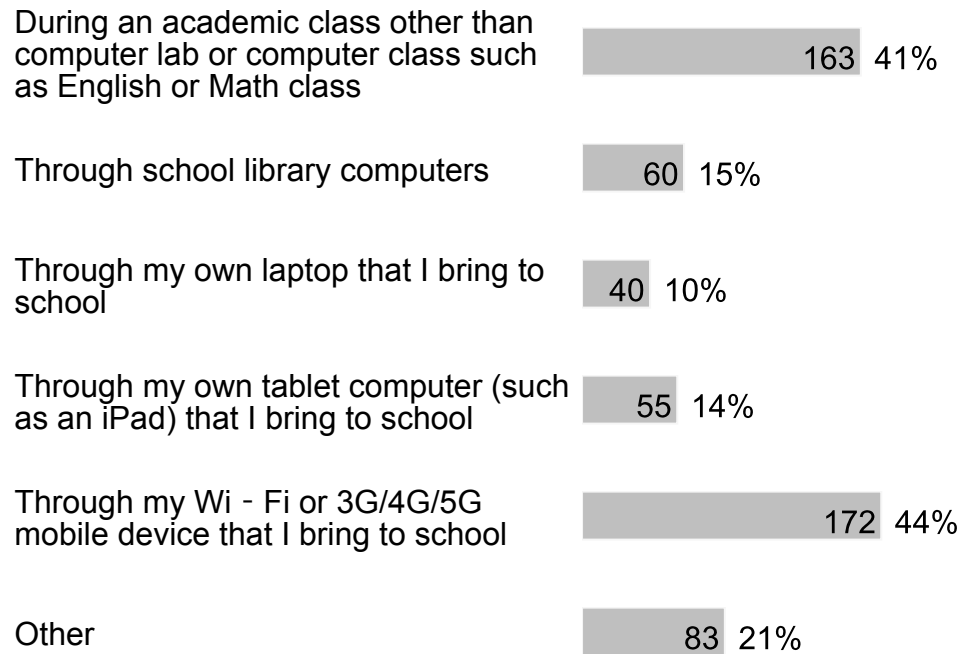
1. During a typical week, I have access to the internet at home in the following ways (check all that apply):



398 respondents

2. During a typical school day, I have access to the internet at school in the following ways (check all that apply):

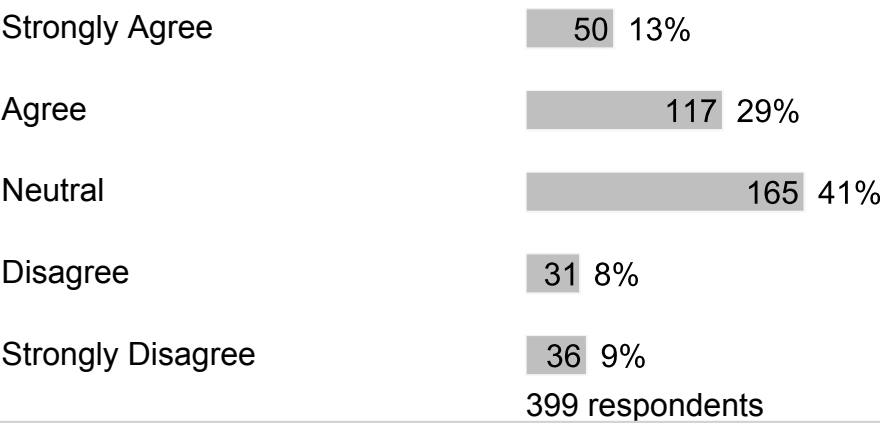




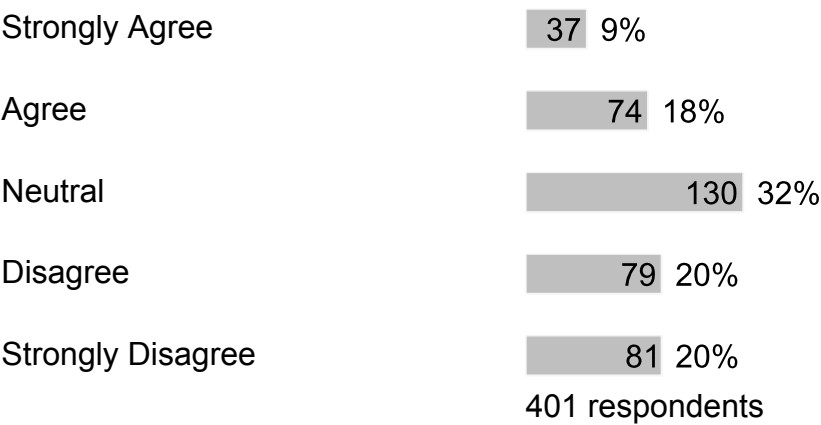
395 respondents

E. Section 4

1. My school provides sufficient material resources (books, supplies, technology, etc.) to meet my needs.




2. I would recommend my school to my friends.




F. Section 5

1. If I have a problem, I know who I can go to for help.




398 respondents

2. In my school, students treat adults with respect.




398 respondents

3. In my school, adults treat students with respect.



396 respondents


4. In my school, students treat each other with respect.



398 respondents

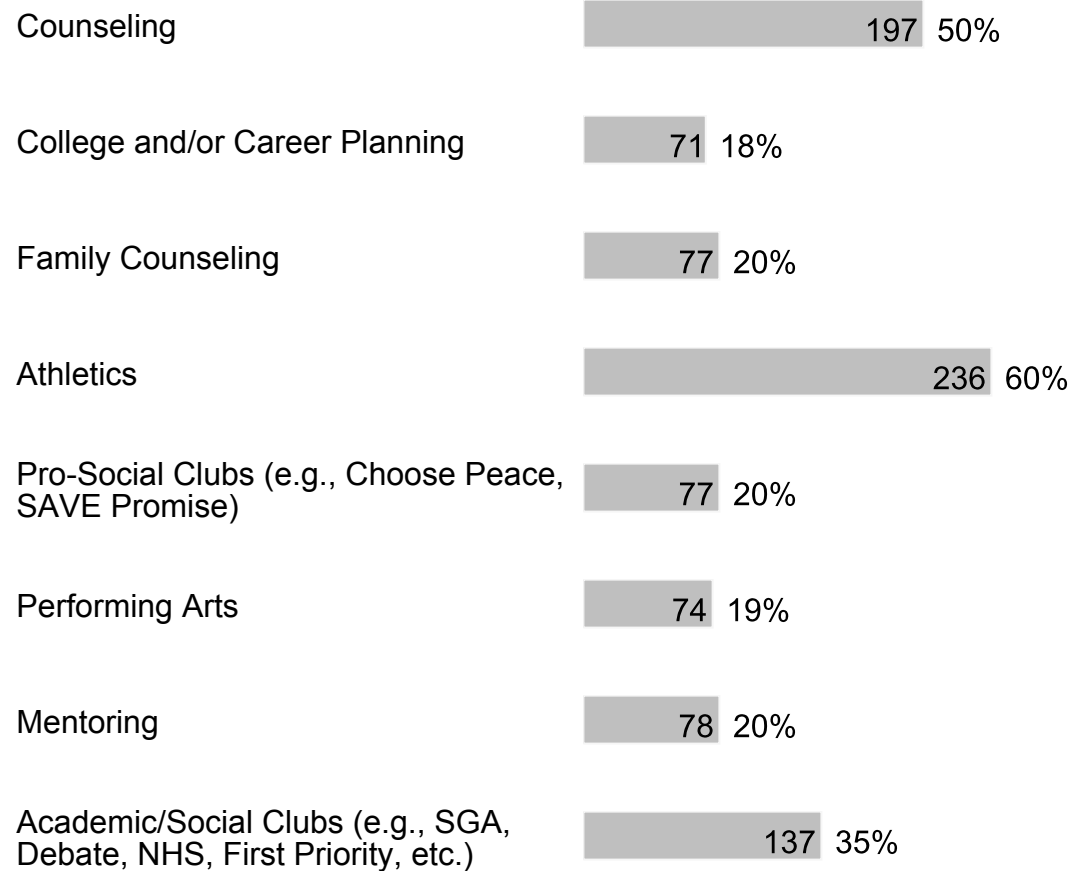
5. My school provides me the support that I need.

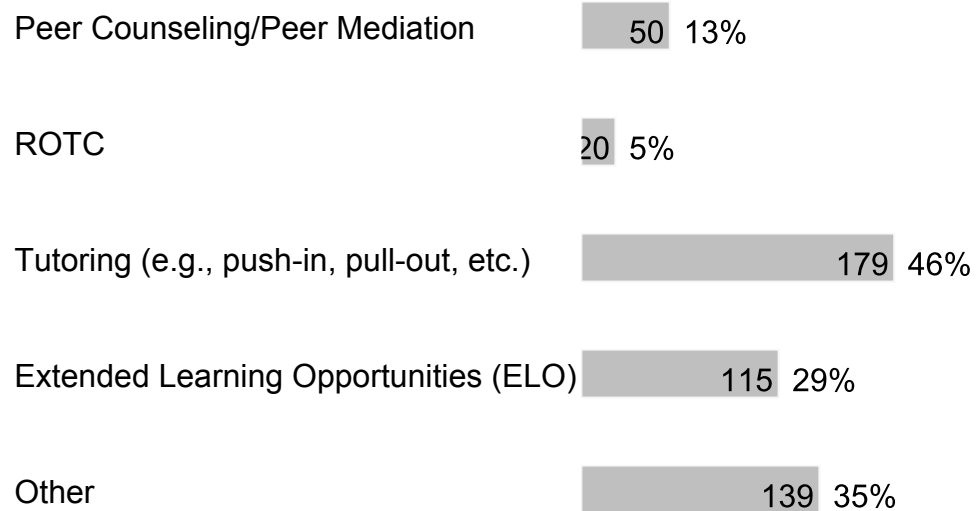




397 respondents

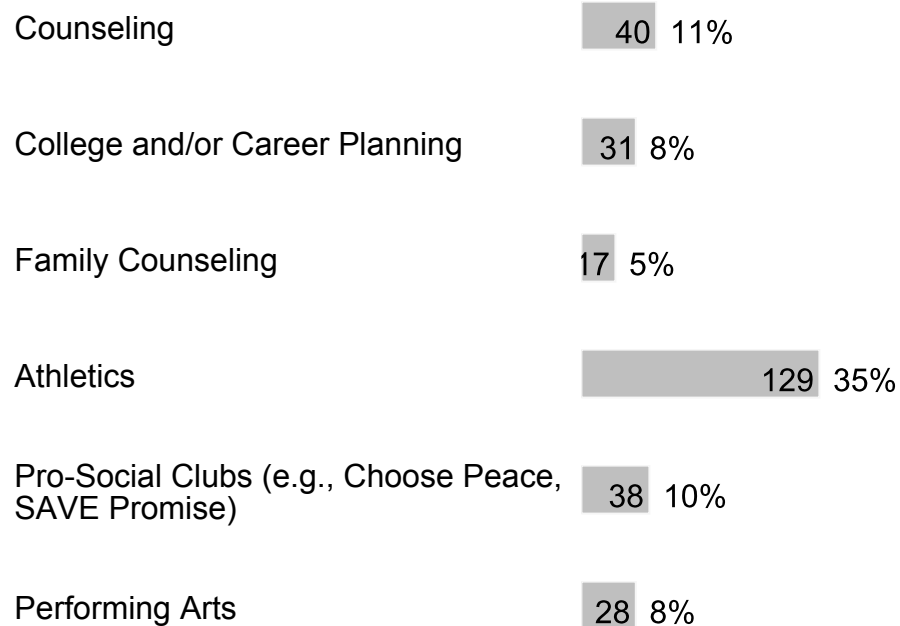
6. At my school, the following programs/services are available (check all that apply):

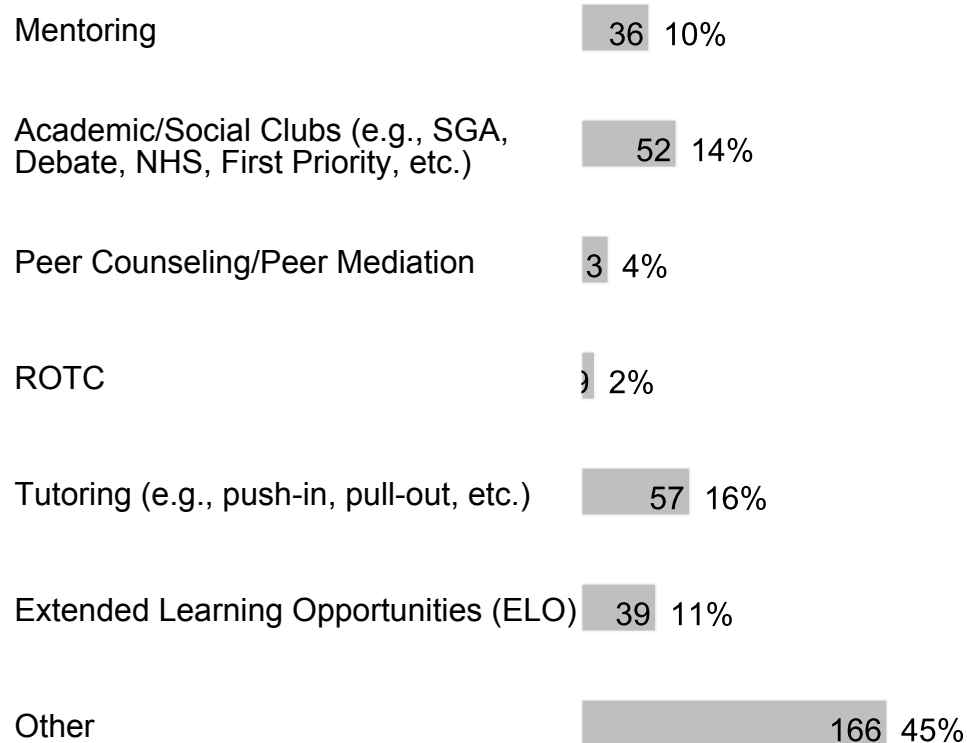




392 respondents

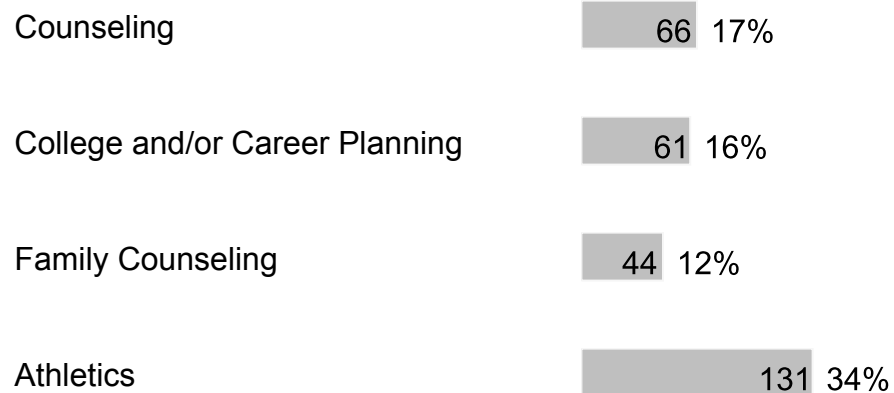
7. At my school, I participate in the following programs/services (check all that apply):

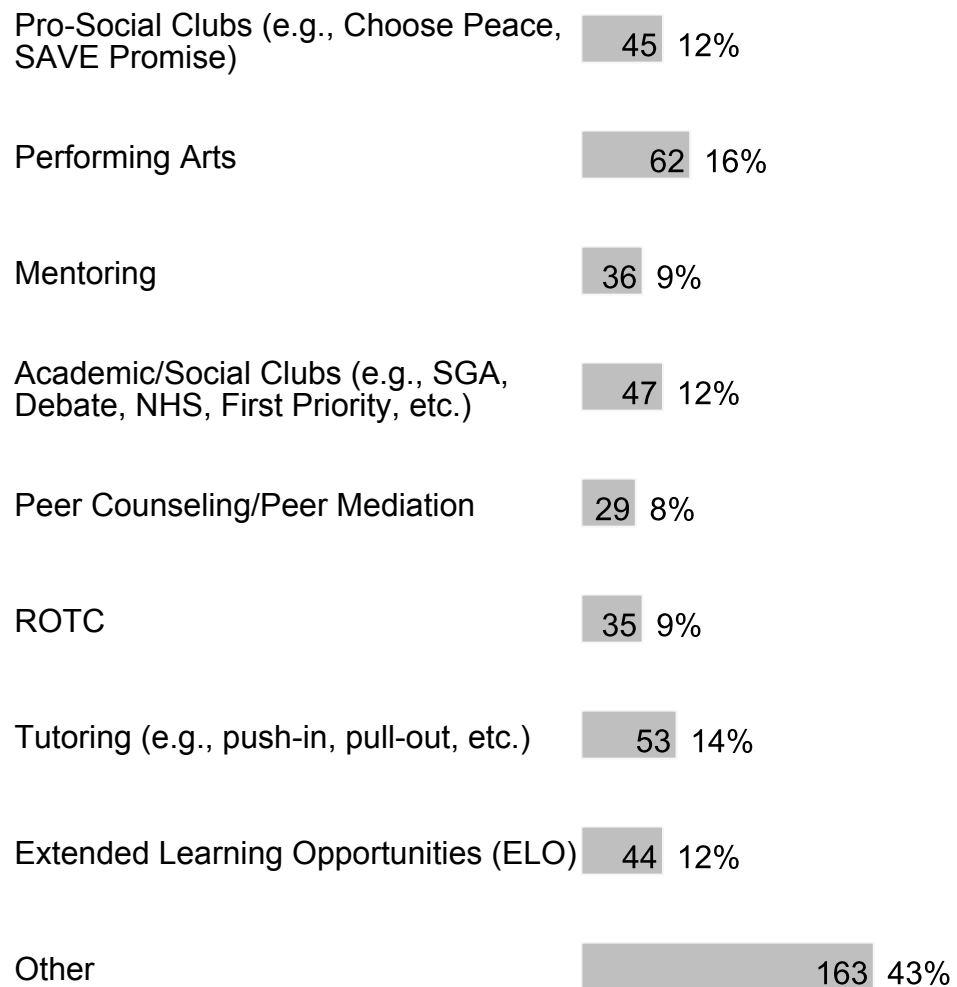




367 respondents

8. These are the programs/services at my school that I value most or would value if they were available at my school (check all that apply):





382 respondents

9. I am friends with other students at this school.

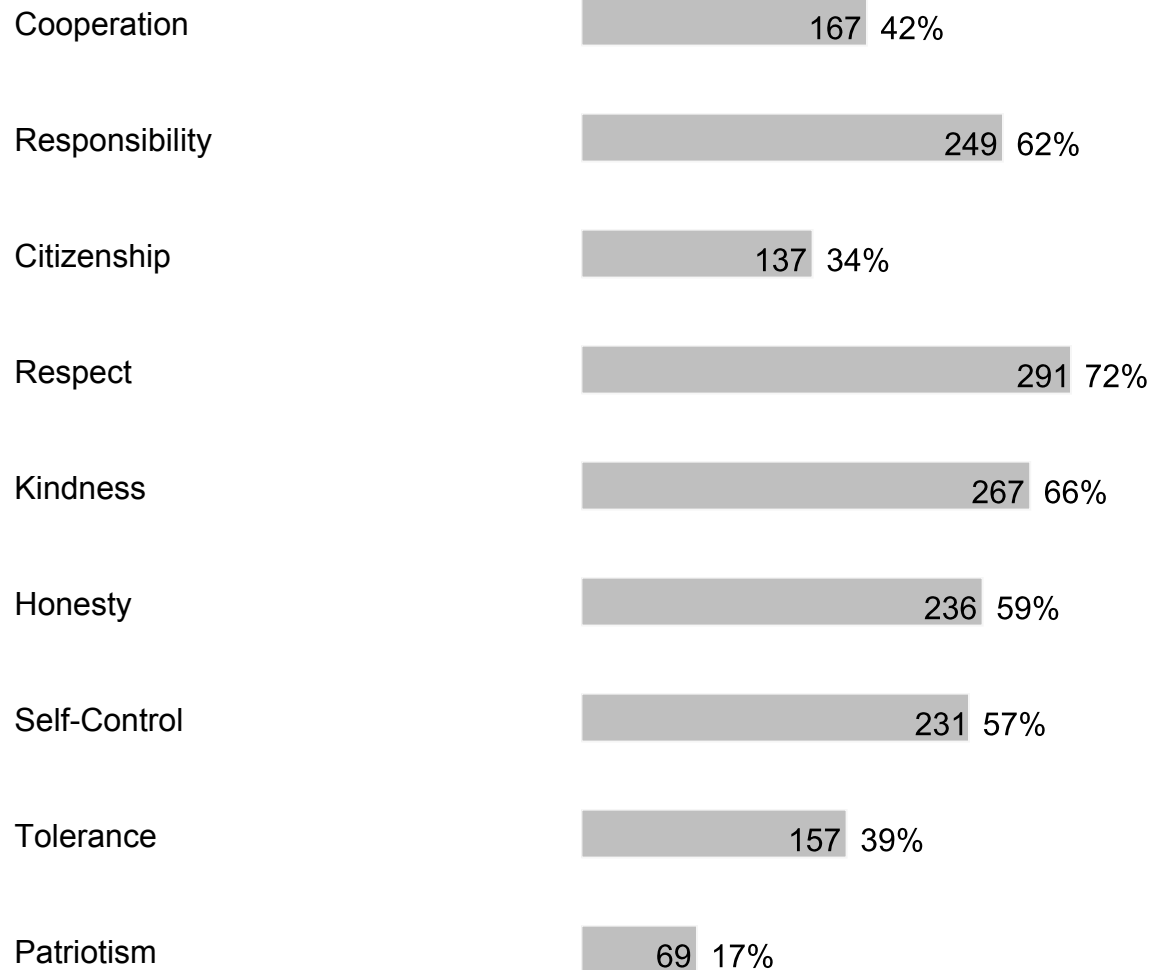


Disagree | 1%

Strongly Disagree 6 4%


402 respondents

10. Which character traits do you value the most in yourself and others? (check all that apply)




402 respondents

11. I receive acknowledgement and/or praise for my strengths or accomplishments by adults at my school.



397 respondents


12. I enjoy eating food prepared by the cafeteria.




402 respondents

G. Section 6

1. In my school, a high-quality education is offered.



2. My school provides me with challenging curriculum, uses a variety of teaching methods and learning experiences to develop the skills I need to succeed.




3. My school motivates me to set academic goals and learn new things.






398 respondents

4. My teachers use tests, projects, presentations, and portfolios to assess my understanding of what was taught.




400 respondents

5. My school prepares me for success in the next school year.




396 respondents

6. Lessons and materials in our school prepare us to be effective users of media and technology.




397 respondents

7. In class, students spend considerable amounts of time actively engaged in learning (such as solving problems, discussing ideas, creating their own work, reading, writing, speaking and researching).



398 respondents

8. My teachers effectively engage students in the classroom and encourage creative thinking.




394 respondents

9. There are few distractions during class.



399 respondents

10. Students are encouraged to work in groups regularly.



399 respondents

11. Teachers are generally fair when it comes to grading student work.



Strongly Disagree 47 12%
399 respondents

12. I give class presentations or share my work with classmates.

Strongly Agree 31 8%
Agree 95 24%
Neutral 179 45%
Disagree 49 12%
Strongly Disagree 45 11%
399 respondents

13. I work on assignments that challenge me and/or take more than one class period to complete.

Strongly Agree 39 10%
Agree 126 32%
Neutral 176 45%
Disagree 24 6%
Strongly Disagree 30 8%
395 respondents

14. I complete meaningful homework to review what I learned in class and/or prepare for the next day's lesson.

Strongly Agree 43 11%
Agree 117 30%
Neutral 179 45%

Disagree 28 7%

Strongly Disagree 29 7%

396 respondents

15. I receive feedback about my work that helps me better understand what I'm learning.

Strongly Agree 38 10%

Agree 112 28%

Neutral 178 45%

Disagree 33 8%

Strongly Disagree 36 9%

397 respondents

16. I am provided opportunities to correct or improve my work.

Strongly Agree 50 13%

Agree 121 30%

Neutral 185 47%

Disagree 2 3%

Strongly Disagree 29 7%

397 respondents

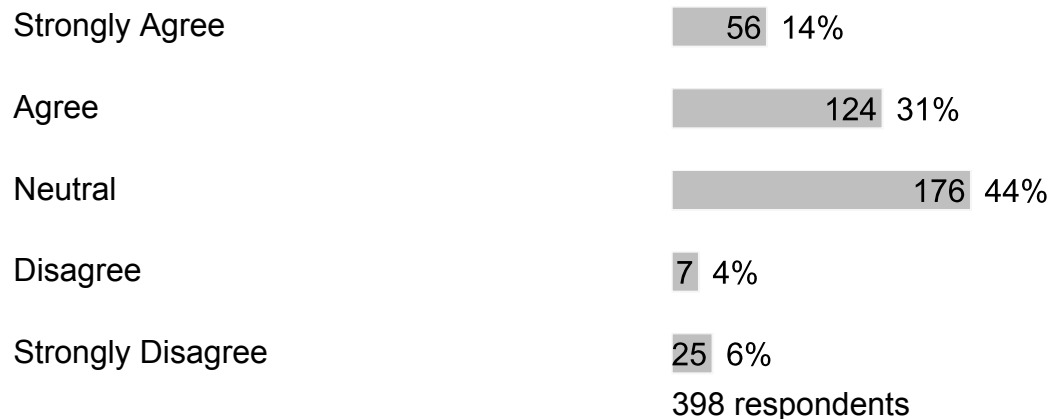
17. I am provided opportunities to participate in class discussions and activities.

Strongly Agree 43 11%


Agree 124 31%




18. My teachers explain their expectations so I can be successful.



19. My teachers provide me with information about how well I am doing in school.




20. Teachers regularly post information online or send home a newsletter.






397 respondents

21. My teachers keep my family informed of my academic progress.




398 respondents

22. My school considers students' opinions when changing rules/policies and planning ways to improve the school.




399 respondents


23. My school shares information about school success with my community.



24. Our school uses different ways to communicate what is happening to parents and students.



25. My school focuses on Customer Service (greeting with a smile and responding to questions and concerns within one business day).



399 respondents

H. Section 7

1. What else would you like to tell us about your school?

Free form text answers are available in the exported CSV report