

BCPS STUDENT (Grades 6-12) CUSTOMER SURVEY 2025

run on 09/10/2025



surveys



BCPS STUDENT (Grades 6-12) CUSTOMER SURVEY 2025

run on 09/10/2025

Custom Survey

1 survey(s) 1017 response(s)

Report Filters

School:
N/A

Race:
N/A

Grade:
N/A

Gender:
N/A

Ethnicity:
N/A

Tag:
N/A

BCPS STUDENT (Grades 6-12) CUSTOMER SURVEY 2025

Demographics

Number of Responses | Percentages of Total Responses

1. Gender

Male 500 49%

Female 492 49%

Prefer not to answer 2%

1012 respondents

2. Race

American Indian or Alaska Native 1%

Asian 1%

Black or African American 627 64%

Native Hawaiian or Other Pacific Islander 2%

White 89 9%

Multiracial 72 7%

Other 155 16%

978 respondents

3. Ethnicity

Hispanic 217 25%

Non-Hispanic or Latino 466 54%

Prefer not to answer 183 21%

866 respondents

4. Grade

Grade 6 0%

Grade 7 0%

Grade 8 0%

Grade 9 286 28%

Grade 10 345 34%

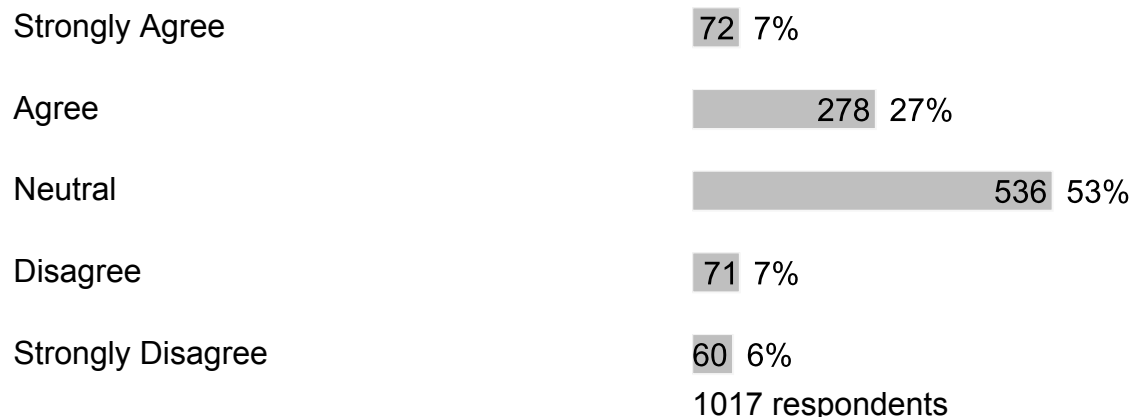
Grade 11 193 19%

Grade 12 184 18%


1017 respondents

C. Section 2

1. I feel safe at my school.



2. I feel safe getting to and from my school.



3. *Note: Remember, this survey is anonymous, please report any bullying concerns to a trusted adult at your school. The next 10 questions ask about bullying. Bullying is when 1 or more students tease, threaten, spread rumors about, hit, shove, or hurt another student over and over again. It is not bullying when 2 students of about the same strength or power argue, fight or tease each other in a friendly way. During the past 12 months, have you ever been bullied on school property?

Yes 130 13%

No 887 87%

1017 respondents

4. The primary location on school property where I was bullied during the last 12 months was:

On the school bus 2 2%

In the classroom 46 5%

In the cafeteria 1 1%

In the hallway 2 2%

In the restroom 1 1%

Other school area 2 2%

Does not apply to me 892 88%

1013 respondents

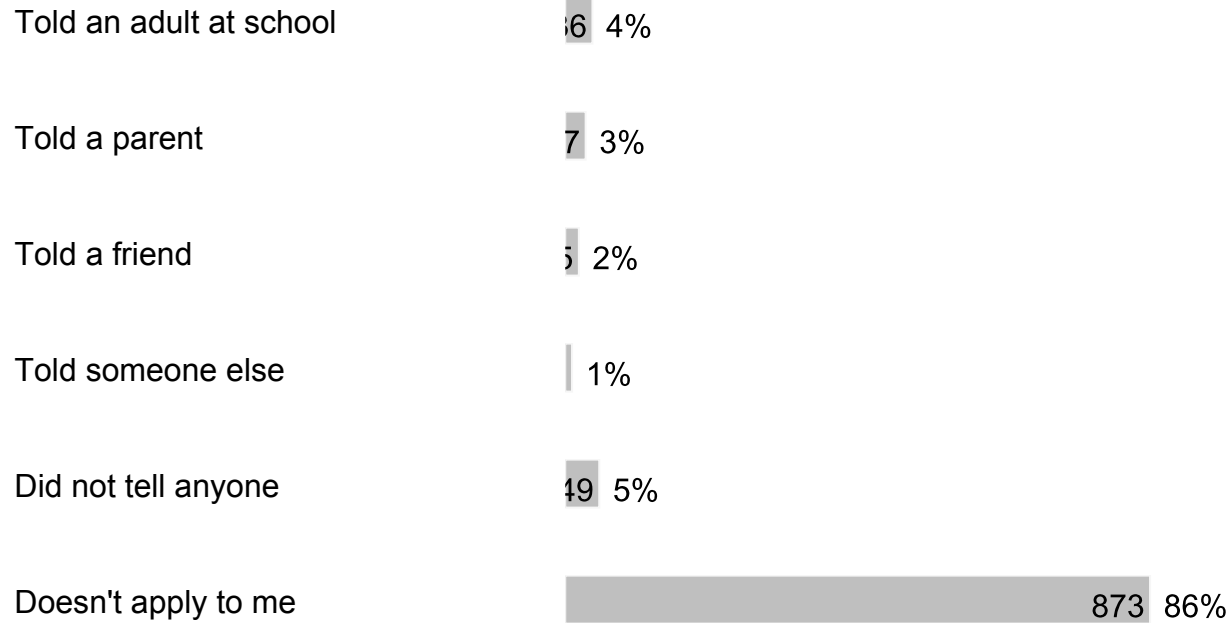
5. During the past 12 months, have you ever been electronically bullied? (Count being bullied through texting, Instagram, TikTok, Snapchat or other social media.)

Yes 68 7%

No 949 93%


1017 respondents

6. After I was bullied, I:



1017 respondents

7. After I told an adult at school about being bullied, the bullying:



1017 respondents

8. A teacher or another adult at school taught our class about what bullying is this school year.

Yes 517 51%

No 500 49%

1017 respondents

9. I think bullying is wrong.

Strongly Agree 491 48%

Agree 285 28%

Neutral 192 19%

Disagree 5 2%

Strongly Disagree 4 2%

1017 respondents

10. I know different ways to intervene or help if bullying were occurring or going to occur.

Strongly Agree 192 19%

Agree 382 38%

Neutral 377 37%

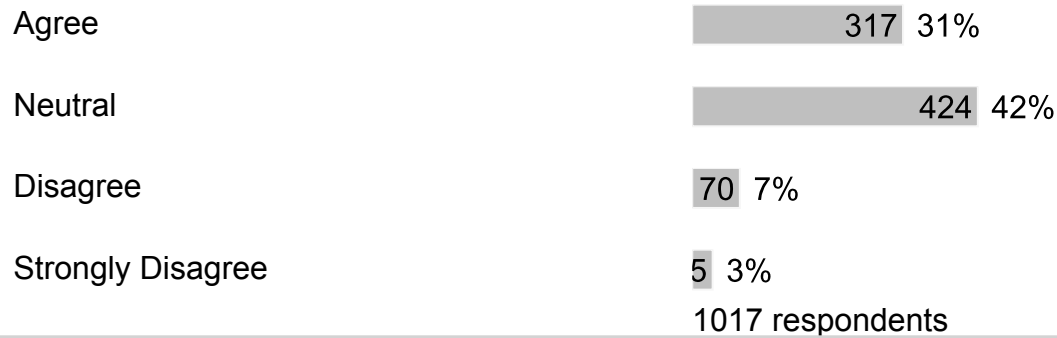
Disagree 10 4%

Strongly Disagree 6 3%

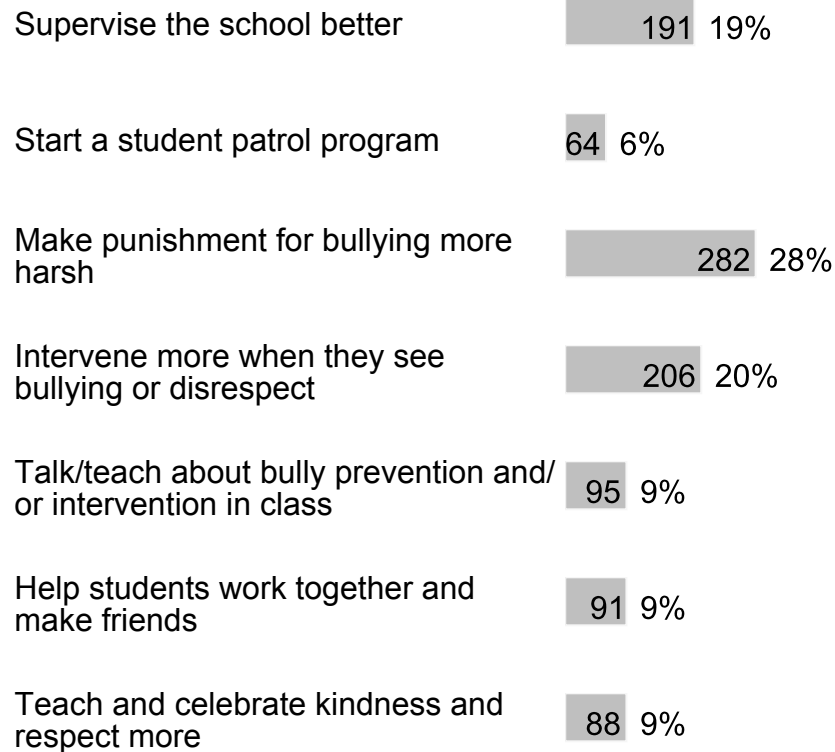
1017 respondents

11. I would intervene or help if another student was being bullied.

Strongly Agree 171 17%

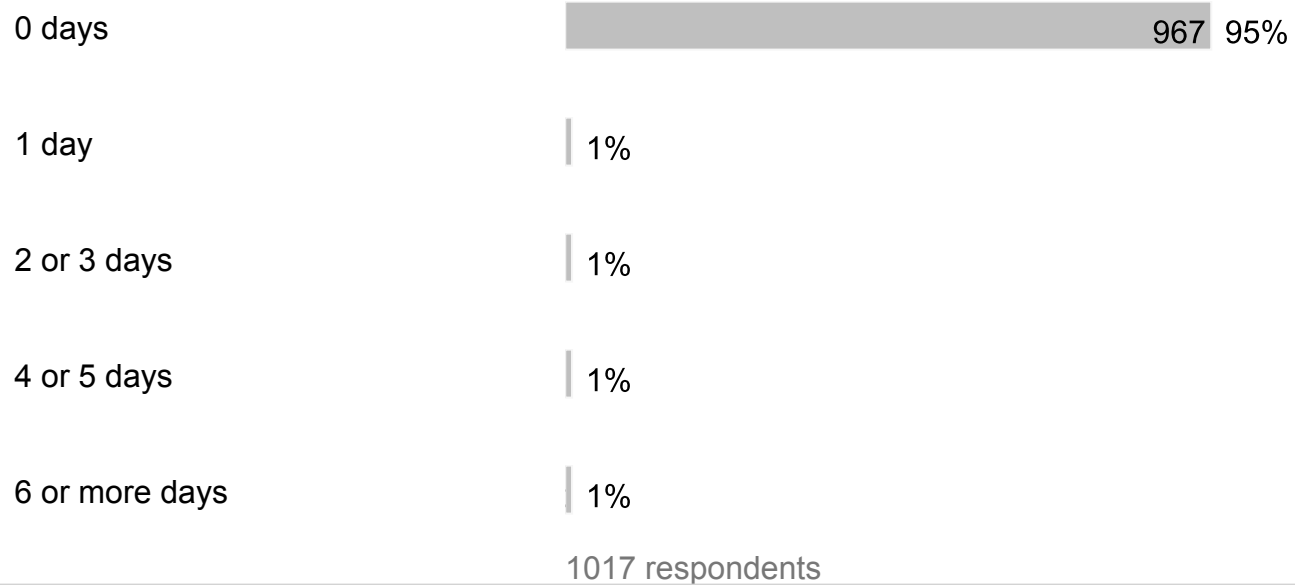


12. What can adults do to help stop bullying at school?

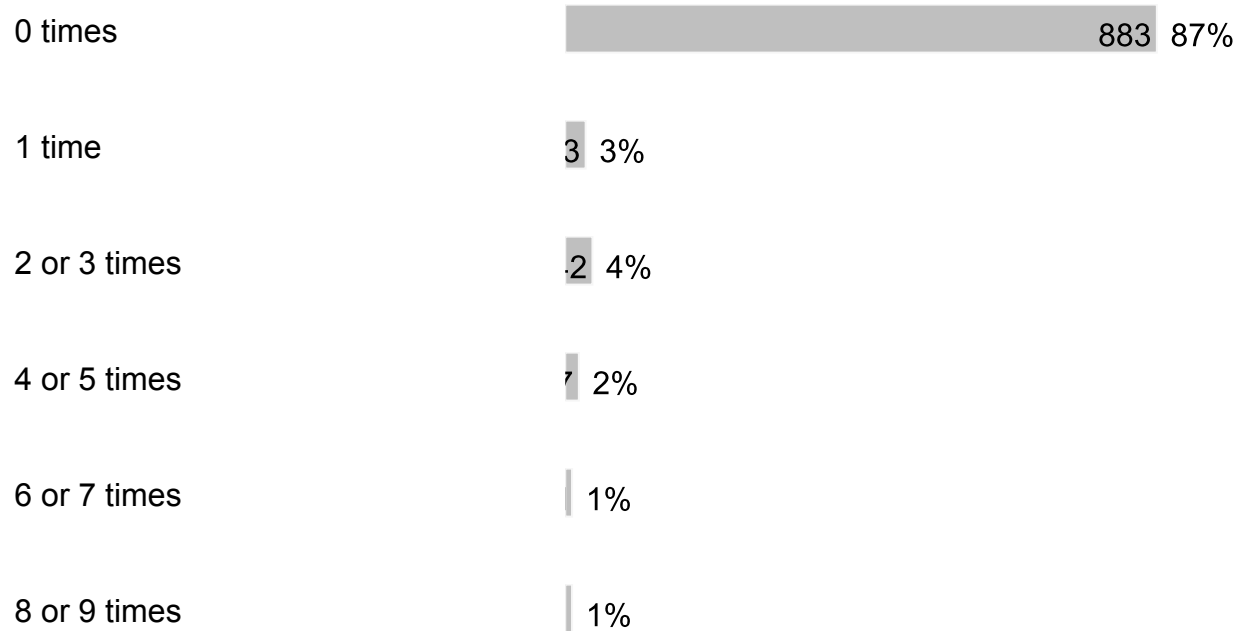


1017 respondents

13. During the past 30 days, how many days did you carry a weapon such as a gun, knife or club on school property?



14. During the past 30 days, how many times have you been threatened by another student at school?



10 or 11 times 0%

12 or more times 2%

1017 respondents

15. During the past 12 months, how many times were you in a physical fight on school property?

0 times 928 92%

1 time 7 3%

2 or 3 times 2 2%

4 or 5 times 1 1%

6 or 7 times 1 1%

8 or 9 times 0%

10 or 11 times 0%

12 or more times 1 1%

1014 respondents

16. During the past 12 months, how many times did someone you were dating or going out with physically hurt you on purpose? (Count such things as being hit, slammed into something or injured with an object or weapon.)

I did not date or go out with anyone during the past 12 months 494 49%

0 times 443 44%

1 time 9 3%

2 or 3 times 5 2%

4 or 5 times 1 1%

6 or more times 1 1%

1017 respondents

17. During the past 30 days, how many days did you have at least one drink of alcohol? (Alcohol includes drinking beer, wine, flavored alcoholic beverages and liquor such as rum, gin, vodka, whiskey, etc.) For the purpose of this question, drinking alcohol does not include drinking a few sips of wine for religious purposes.

0 days 943 93%

1 or 2 days 3 3%

3 or 5 days 5 2%

6 to 9 days 1 1%

10 to 19 days 0%

20 to 29 days | 1%

All 30 days 0%

1017 respondents

18. During the past 30 days, how many days did you use an electronic vapor product? (Electronic vapor products include JUUL, SMOK, Suorin, Vuse, blu e-cigarettes, vapes, vape pens, e-cigars, e-hookahs, hookah pens, mods, etc.)

0 days 955 94%

1 or 2 days | 1%

3 or 5 days | 1%

6 to 9 days | 1%

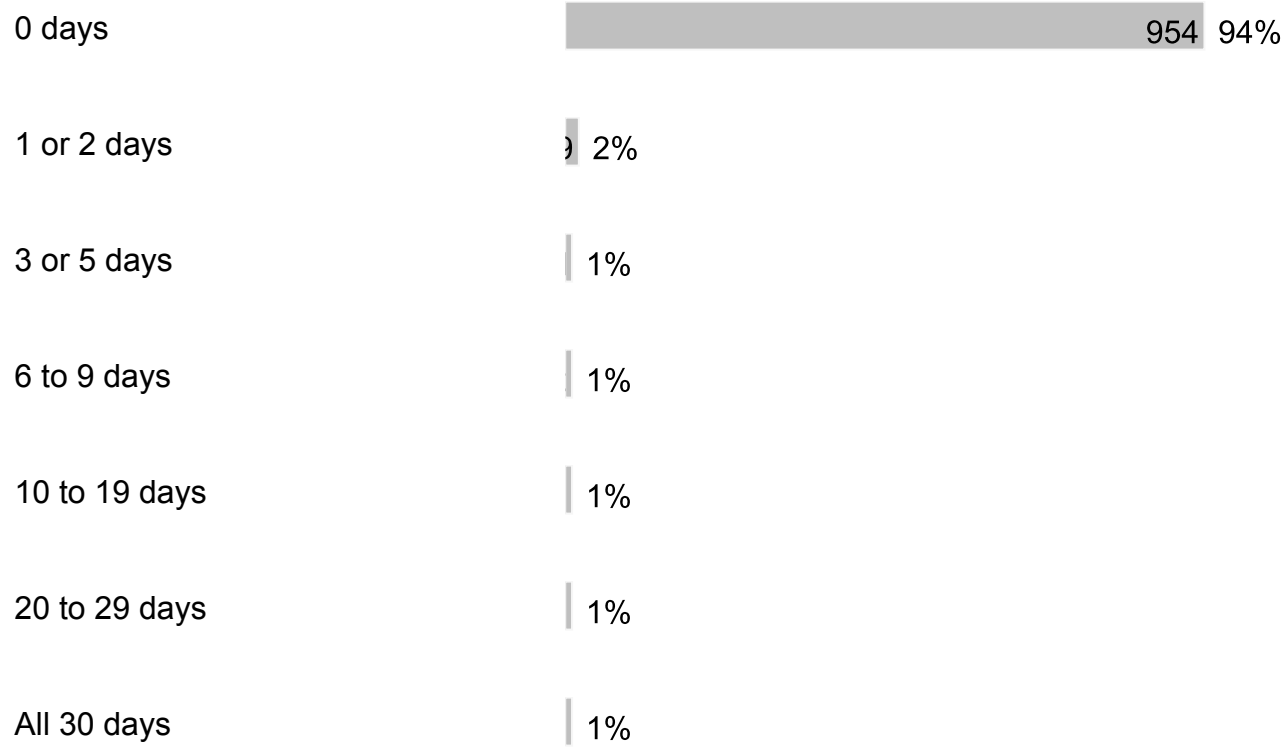
10 to 19 days | 1%

20 to 29 days | 1%

All 30 days | 1%

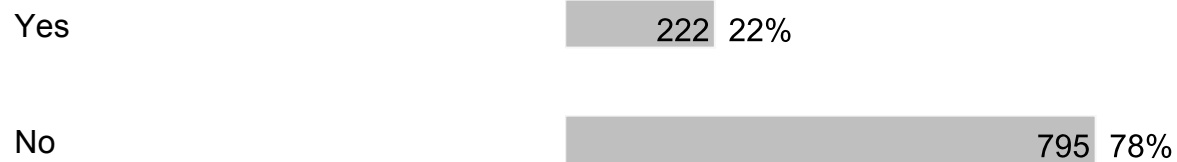
1017 respondents

19. During the past 30 days, how many days did you use marijuana (also called pot or weed)? Do not count CBD-only or hemp products, which come from the same plant as marijuana, but do not cause a high when used alone.




1017 respondents

20. During the school year, I participated in alcohol, other drug or tobacco prevention activities or lessons.




1017 respondents

21. I believe drinking alcohol is bad for your brain.



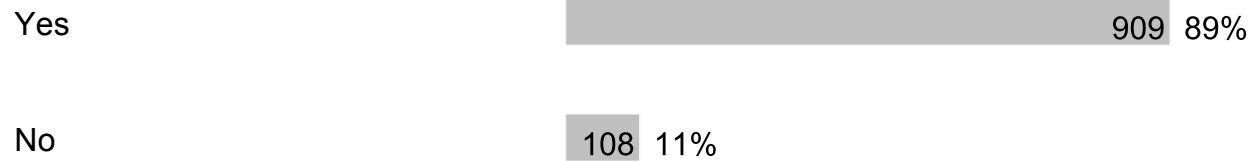
1017 respondents

22. In your opinion, what percentage of Broward County students in grades 6 - 12 choose not to drink alcohol?



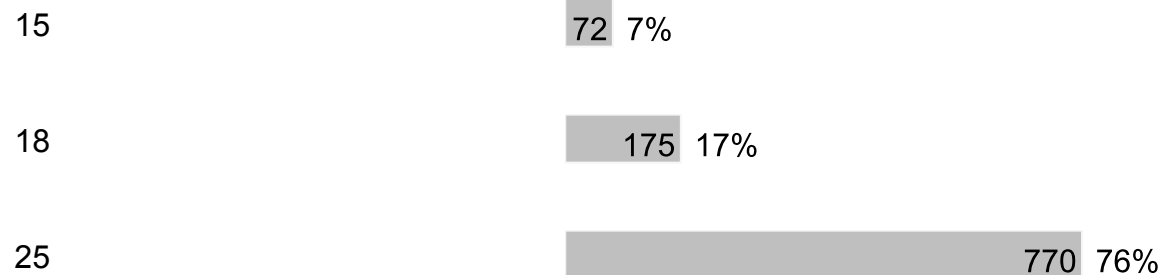
1017 respondents

23. I believe using drugs are bad for your health.




1017 respondents

24. At what age is a human brain fully developed?



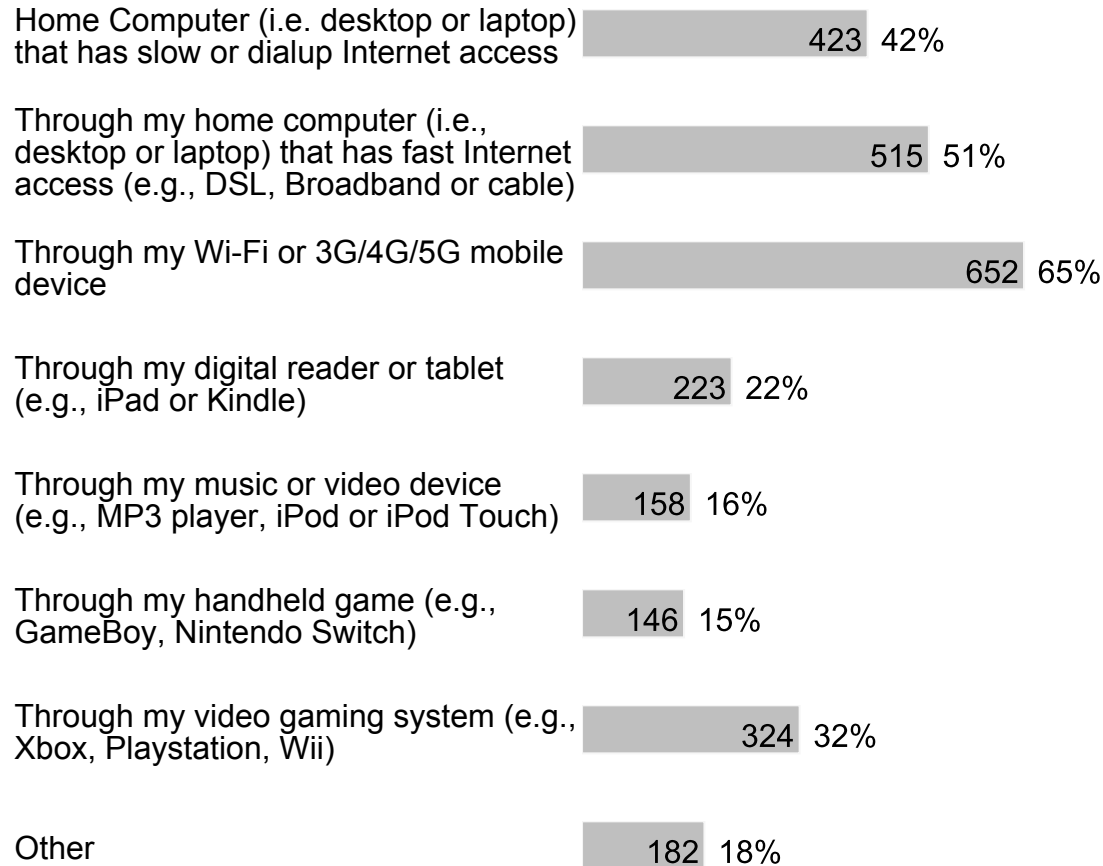
1017 respondents

25. My school is clean and well-maintained.



D. Section 3

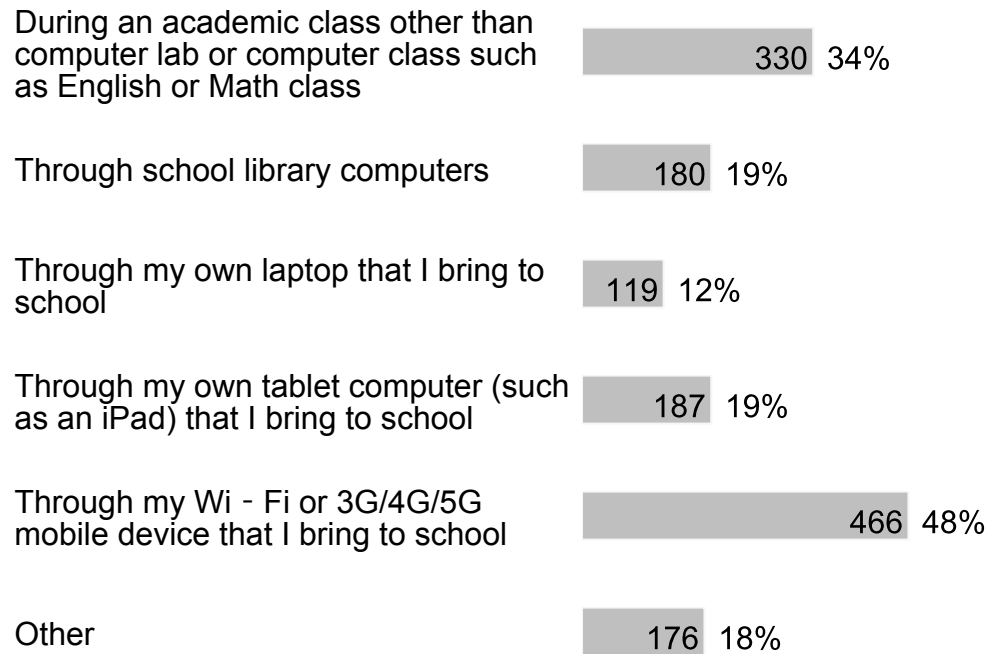
1. During a typical week, I have access to the internet at home in the following ways (check all that apply):



1005 respondents

2. During a typical school day, I have access to the internet at school in the following ways (check all that apply):

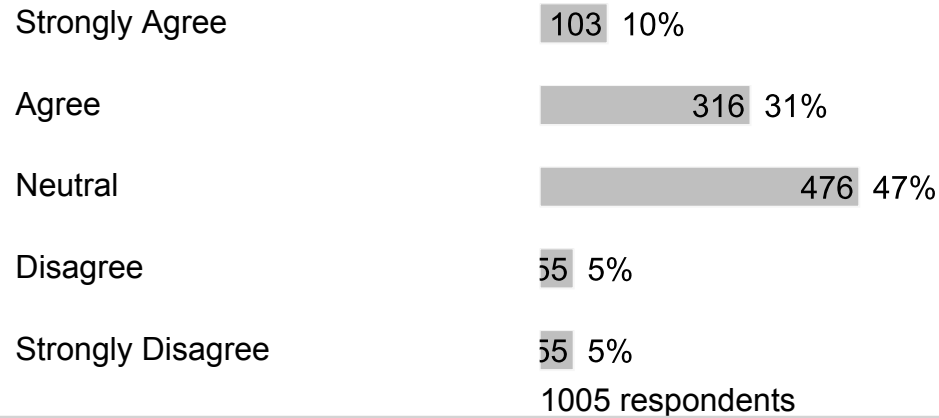




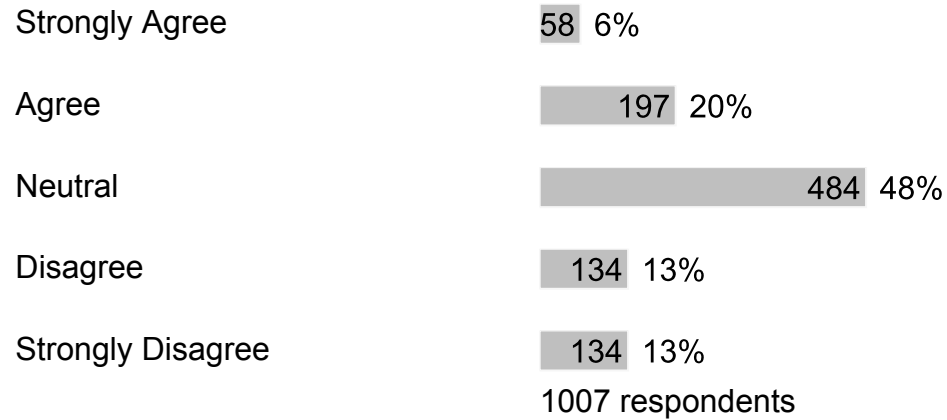
964 respondents

E. Section 4

1. My school provides sufficient material resources (books, supplies, technology, etc.) to meet my needs.



2. I would recommend my school to my friends.



F. Section 5

1. If I have a problem, I know who I can go to for help.

Strongly Agree	125	12%
Agree	317	32%
Neutral	421	42%
Disagree	91	9%
Strongly Disagree	52	5%

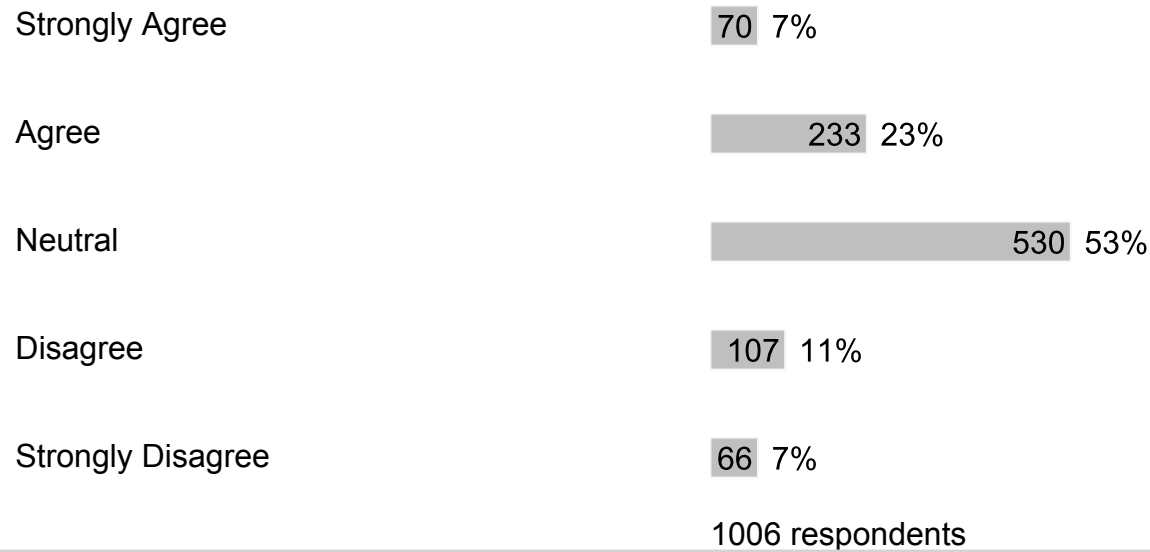
1006 respondents

2. In my school, students treat adults with respect.

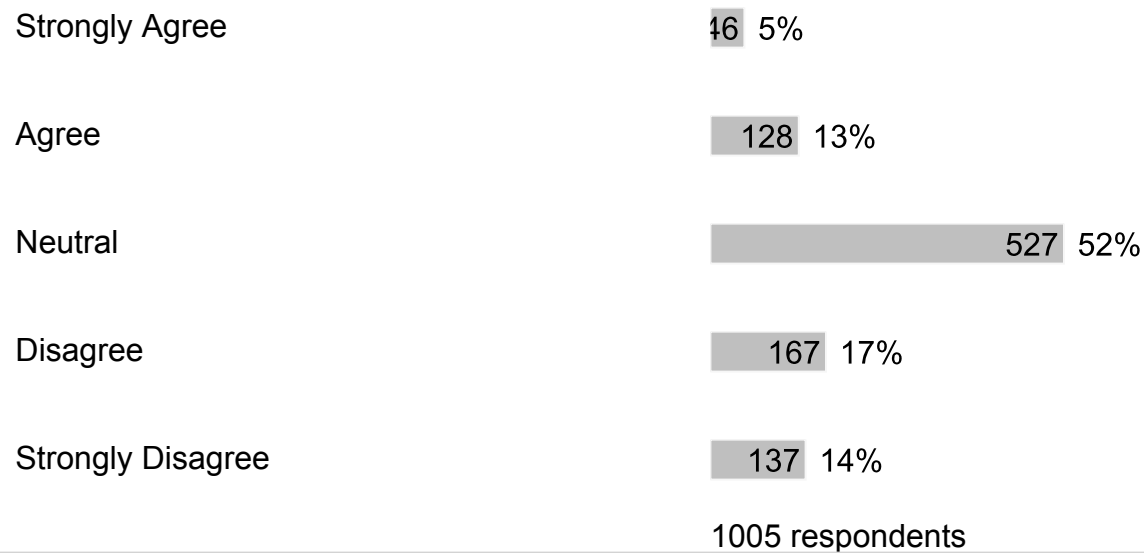
Strongly Agree	5	4%
Agree	150	15%
Neutral	516	51%
Disagree	176	17%
Strongly Disagree	123	12%

1010 respondents

3. In my school, adults treat students with respect.




4. In my school, students treat each other with respect.



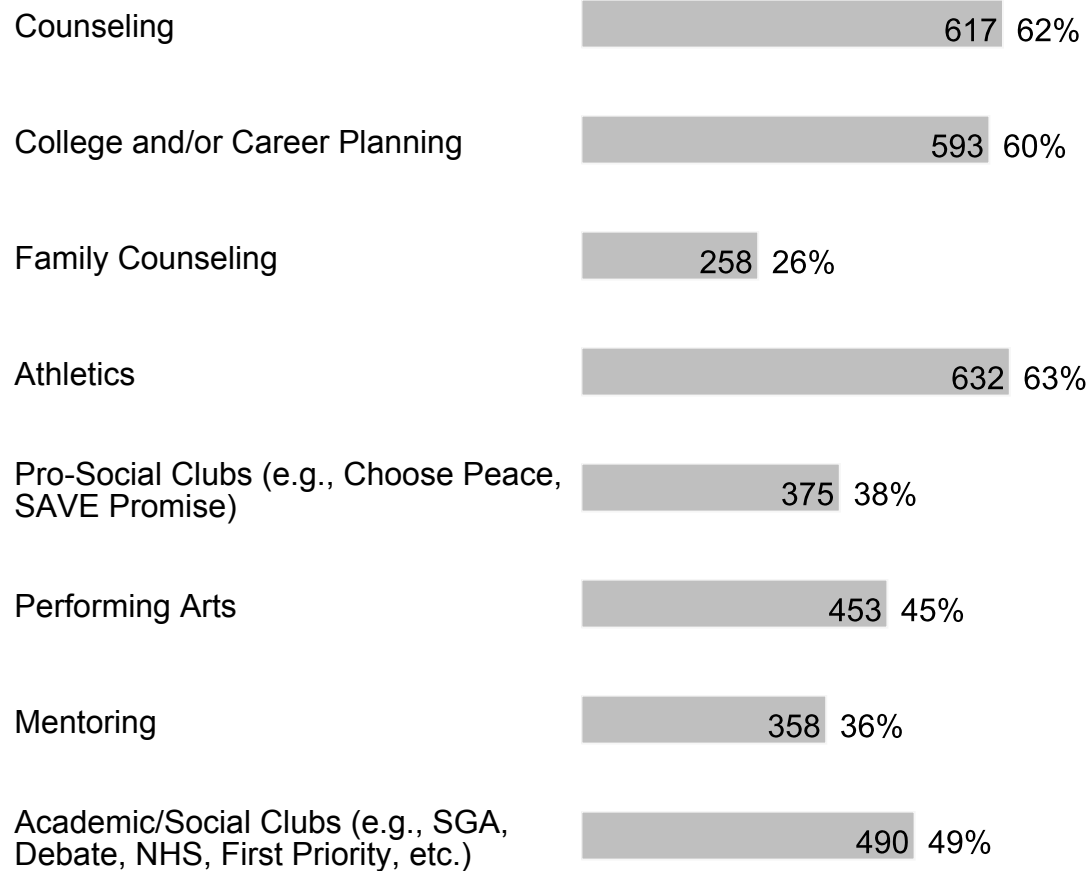
5. My school provides me the support that I need.

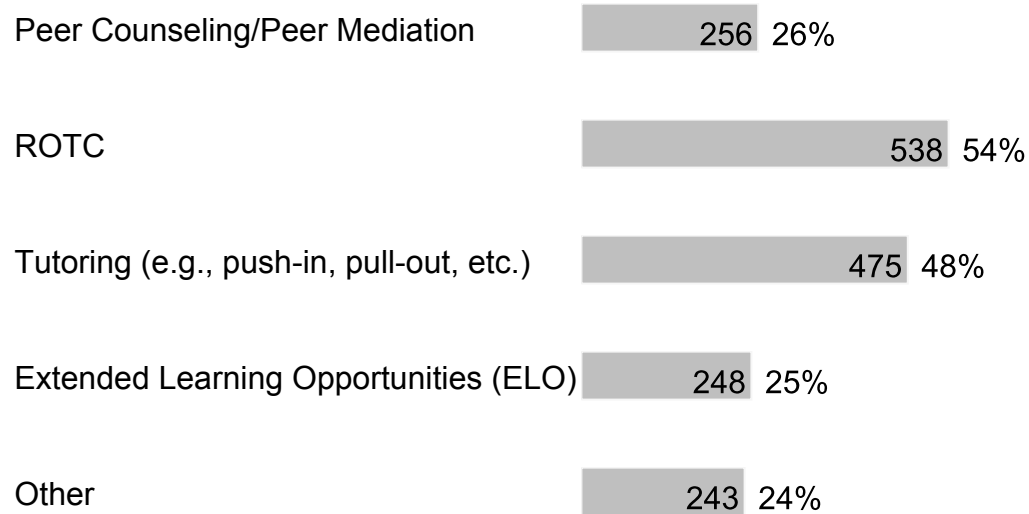




1002 respondents

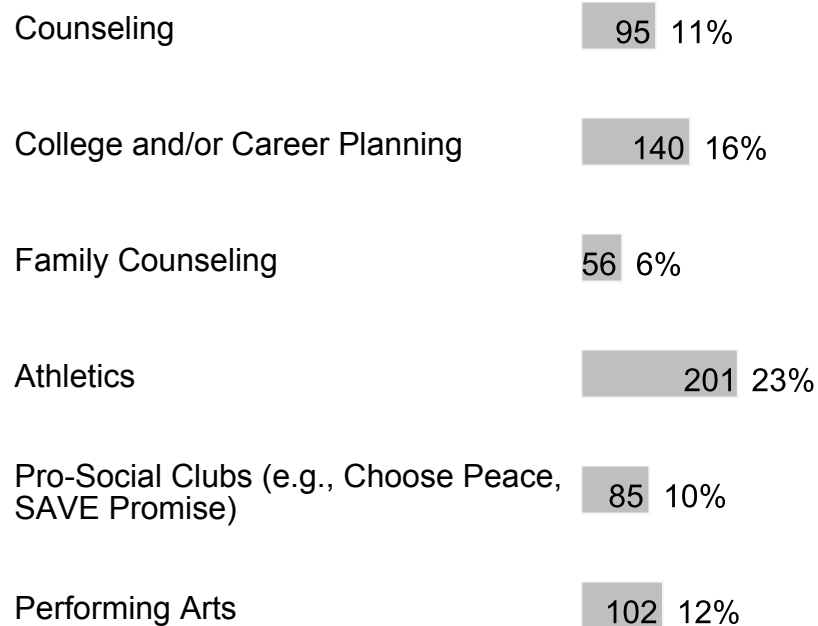
6. At my school, the following programs/services are available (check all that apply):

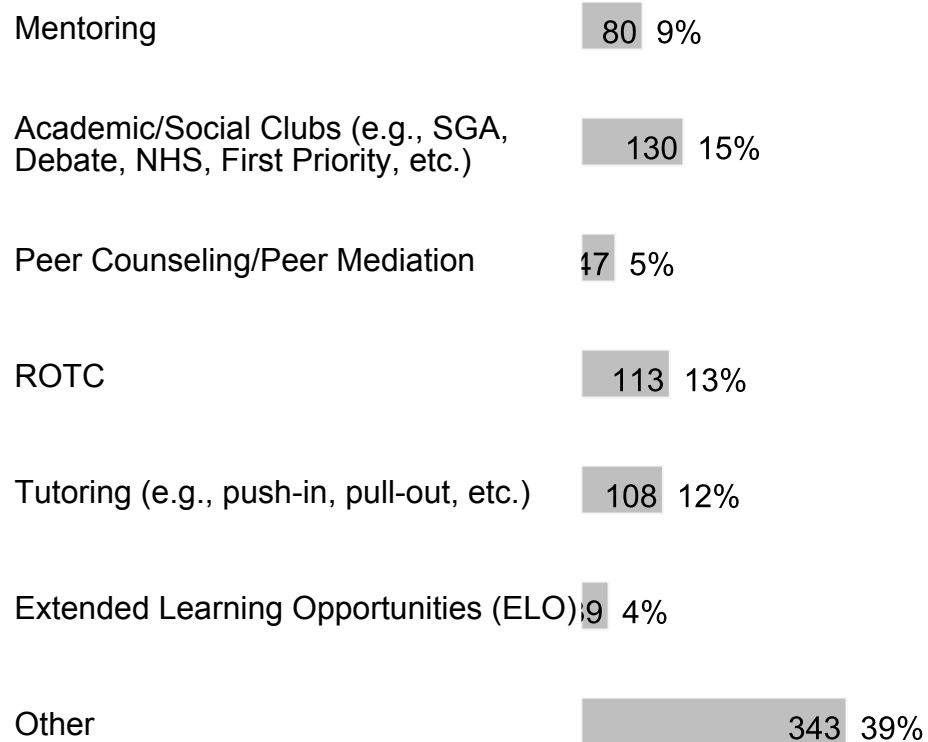




996 respondents

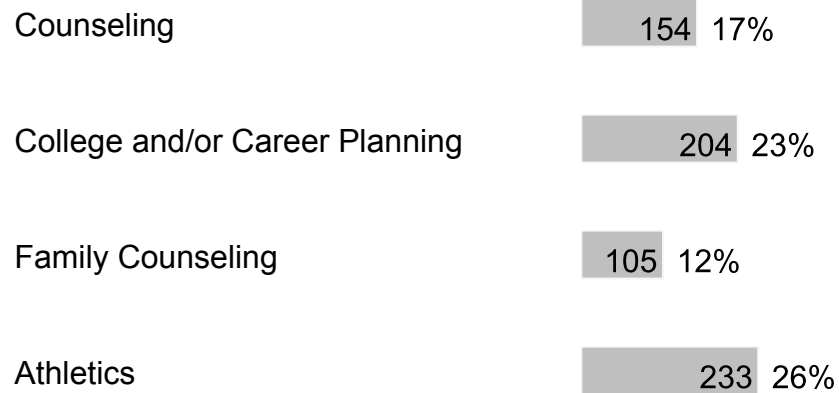
7. At my school, I participate in the following programs/services (check all that apply):





871 respondents

8. These are the programs/services at my school that I value most or would value if they were available at my school (check all that apply):



Pro-Social Clubs (e.g., Choose Peace, SAVE Promise)	101	11%
Performing Arts	141	16%
Mentoring	97	11%
Academic/Social Clubs (e.g., SGA, Debate, NHS, First Priority, etc.)	129	14%
Peer Counseling/Peer Mediation	83	9%
ROTC	119	13%
Tutoring (e.g., push-in, pull-out, etc.)	111	12%
Extended Learning Opportunities (ELO)	80	9%
Other	381	42%

903 respondents

9. I am friends with other students at this school.

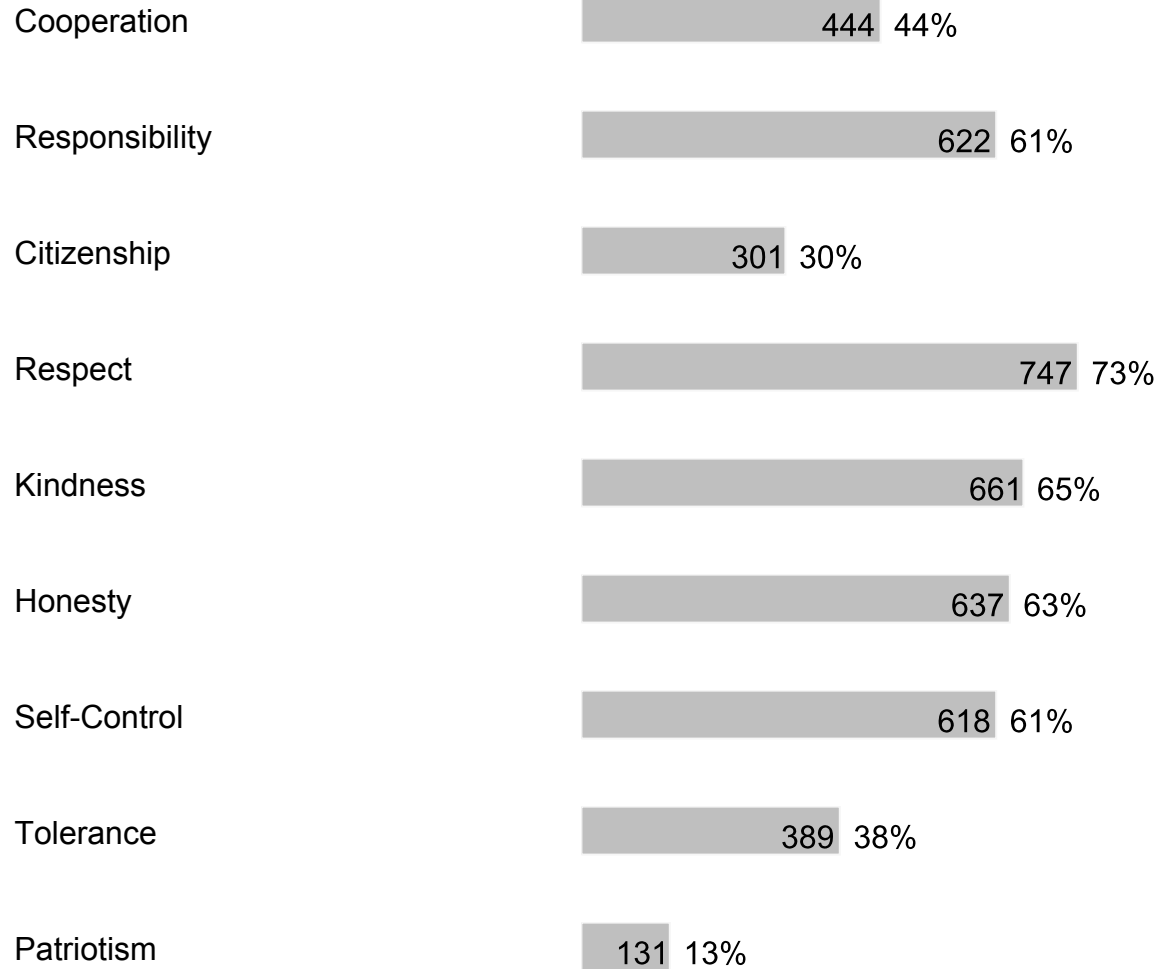
Strongly Agree	229	23%
Agree	404	40%
Neutral	310	30%

Disagree 0 4%

Strongly Disagree 4 3%

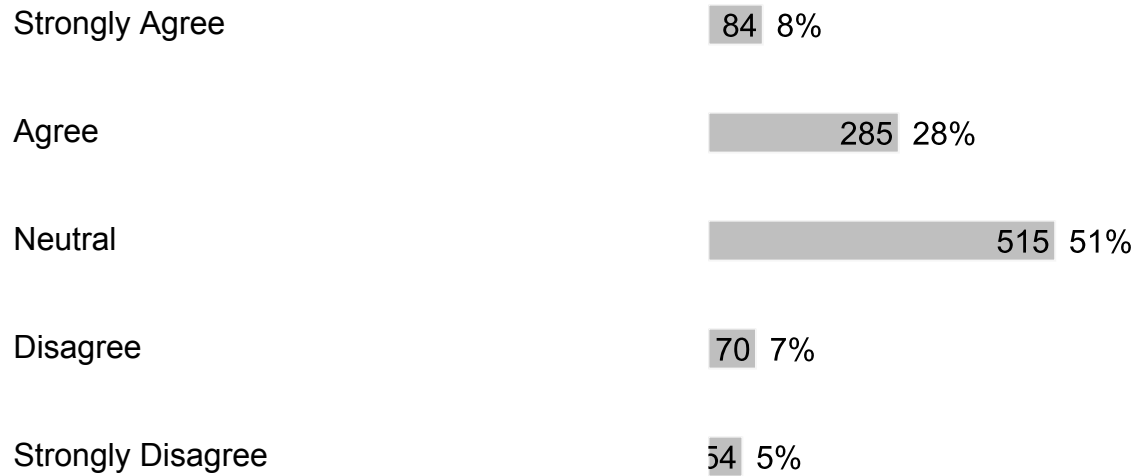
1017 respondents

10. Which character traits do you value the most in yourself and others? (check all that apply)




1017 respondents

11. I receive acknowledgement and/or praise for my strengths or accomplishments by adults at my school.



1008 respondents

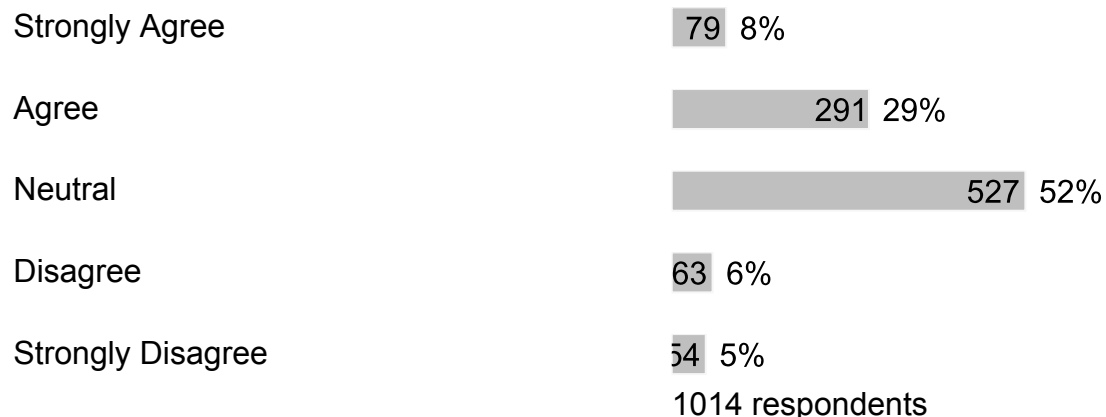
12. I enjoy eating food prepared by the cafeteria.



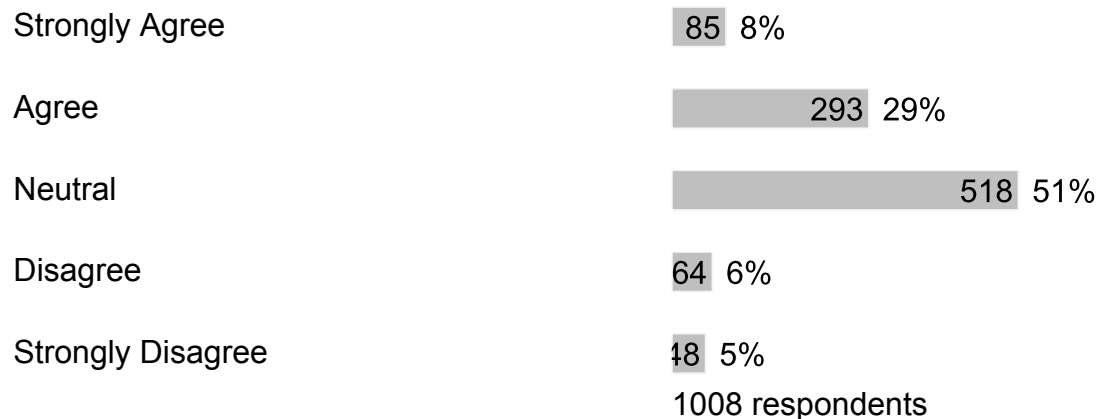
1017 respondents

G. Section 6

1. In my school, a high-quality education is offered.



2. My school provides me with challenging curriculum, uses a variety of teaching methods and learning experiences to develop the skills I need to succeed.



3. My school motivates me to set academic goals and learn new things.



Neutral	504	50%
Disagree	79	8%
Strongly Disagree	54	5%
1008 respondents		

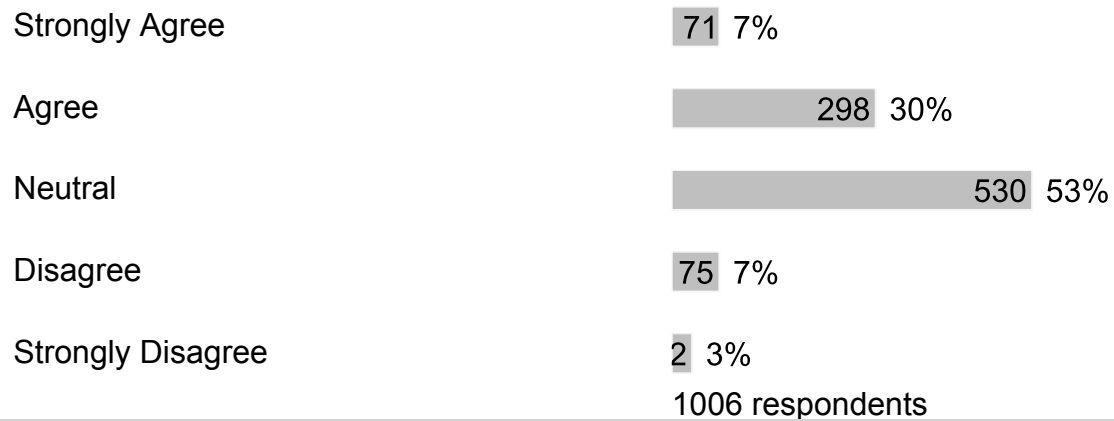
4. My teachers use tests, projects, presentations, and portfolios to assess my understanding of what was taught.

Strongly Agree	129	13%
Agree	349	35%
Neutral	413	41%
Disagree	3	4%
Strongly Disagree	6	3%
N/A	48	5%
1008 respondents		

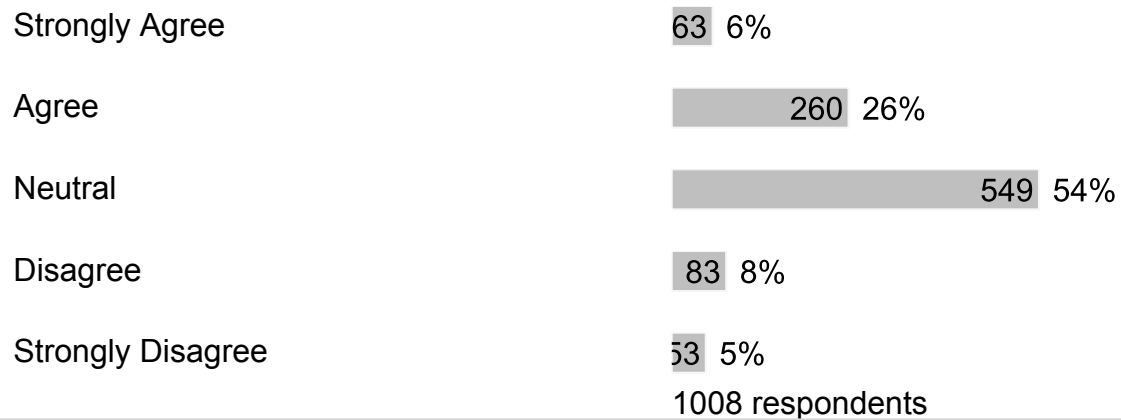
5. My school prepares me for success in the next school year.

Strongly Agree	102	10%
Agree	317	31%
Neutral	498	49%
Disagree	55	5%
Strongly Disagree	9	4%
1011 respondents		


6. Lessons and materials in our school prepare us to be effective users of media and technology.



7. In class, students spend considerable amounts of time actively engaged in learning (such as solving problems, discussing ideas, creating their own work, reading, writing, speaking and researching).



8. My teachers effectively engage students in the classroom and encourage creative thinking.



1007 respondents

9. There are few distractions during class.

Strongly Agree	97	10%
Agree	228	23%
Neutral	503	50%
Disagree	114	11%
Strongly Disagree	61	6%

1003 respondents

10. Students are encouraged to work in groups regularly.

Strongly Agree	70	7%
Agree	258	26%
Neutral	572	57%
Disagree	66	7%
Strongly Disagree	11	4%

1007 respondents

11. Teachers are generally fair when it comes to grading student work.

Strongly Agree	87	9%
Agree	251	25%
Neutral	524	52%
Disagree	83	8%

Strongly Disagree 64 6%
1009 respondents

12. I give class presentations or share my work with classmates.

Strongly Agree 86 9%
Agree 290 29%
Neutral 497 49%
Disagree 89 9%
Strongly Disagree 5 4%
1007 respondents

13. I work on assignments that challenge me and/or take more than one class period to complete.

Strongly Agree 121 12%
Agree 315 31%
Neutral 492 49%
Disagree 5 4%
Strongly Disagree 3 3%
1006 respondents

14. I complete meaningful homework to review what I learned in class and/or prepare for the next day's lesson.

Strongly Agree 83 8%
Agree 306 30%
Neutral 529 53%

Disagree 54 5%

Strongly Disagree 5 3%

1007 respondents

15. I receive feedback about my work that helps me better understand what I'm learning.

Strongly Agree 87 9%

Agree 292 29%

Neutral 521 52%

Disagree 70 7%

Strongly Disagree 6 4%

1006 respondents

16. I am provided opportunities to correct or improve my work.

Strongly Agree 96 10%

Agree 305 30%

Neutral 520 52%

Disagree 50 5%

Strongly Disagree 3 3%

1004 respondents

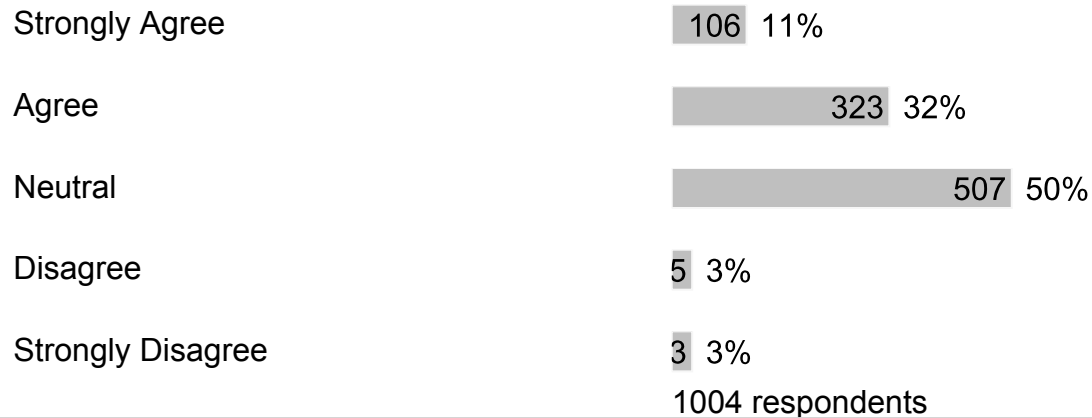
17. I am provided opportunities to participate in class discussions and activities.

Strongly Agree 100 10%

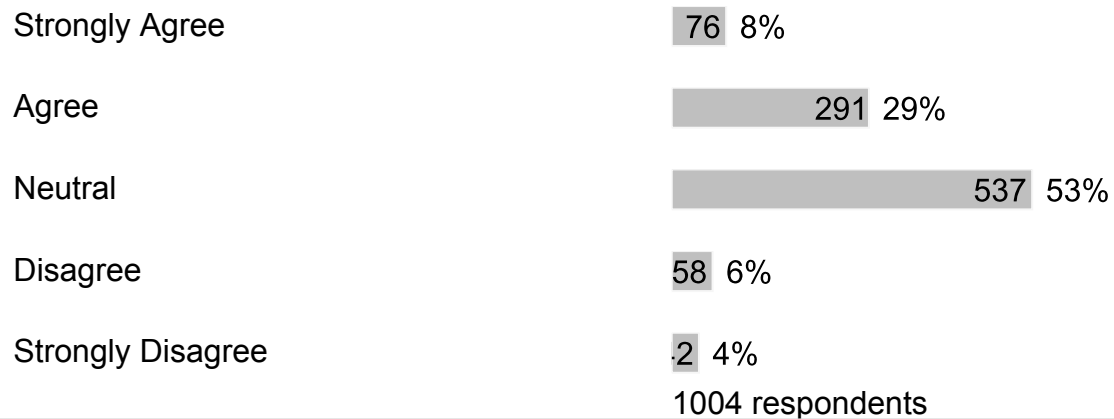
Agree 362 36%



18. My teachers explain their expectations so I can be successful.




19. My teachers provide me with information about how well I am doing in school.

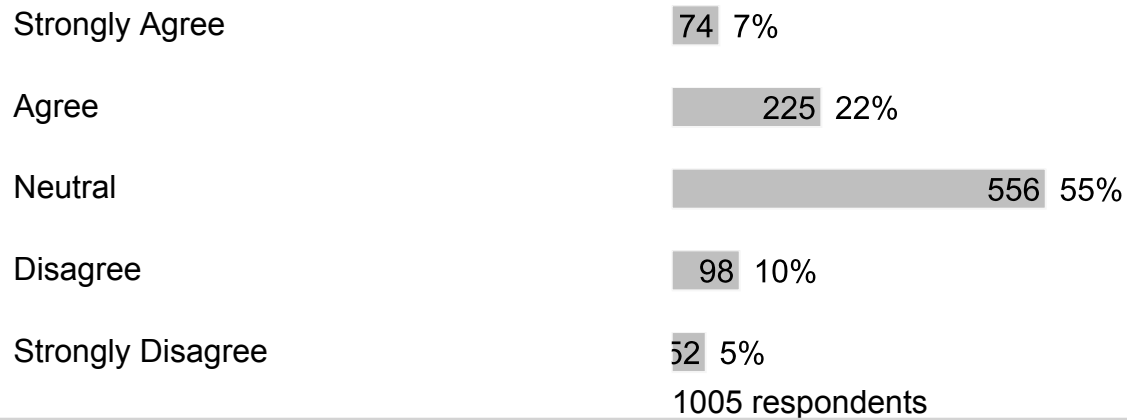


20. Teachers regularly post information online or send home a newsletter.

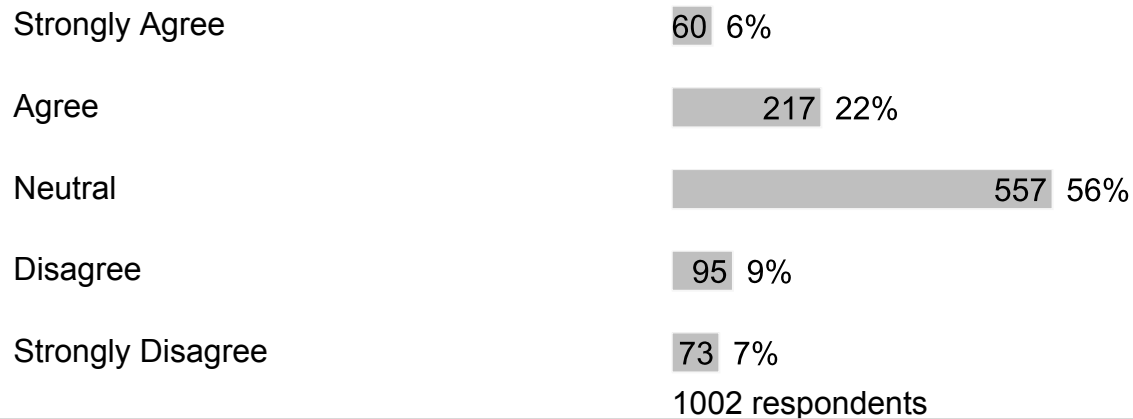




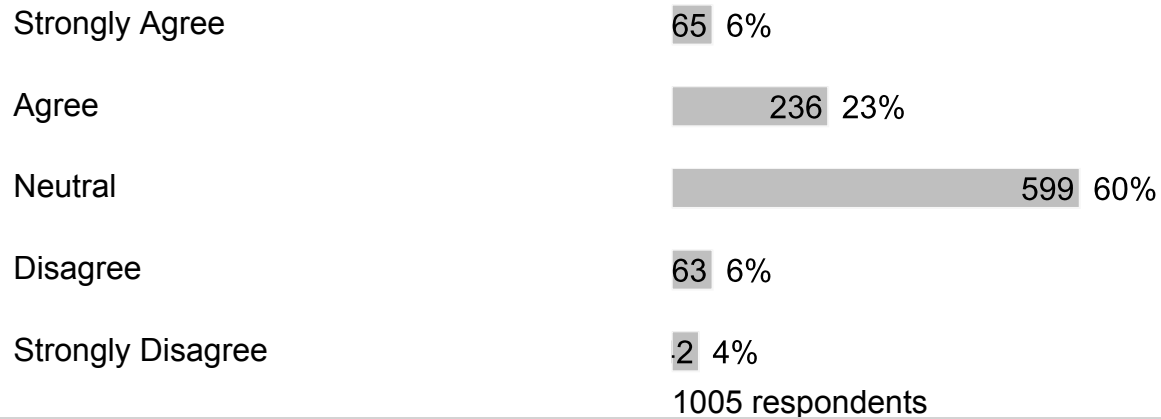
21. My teachers keep my family informed of my academic progress.



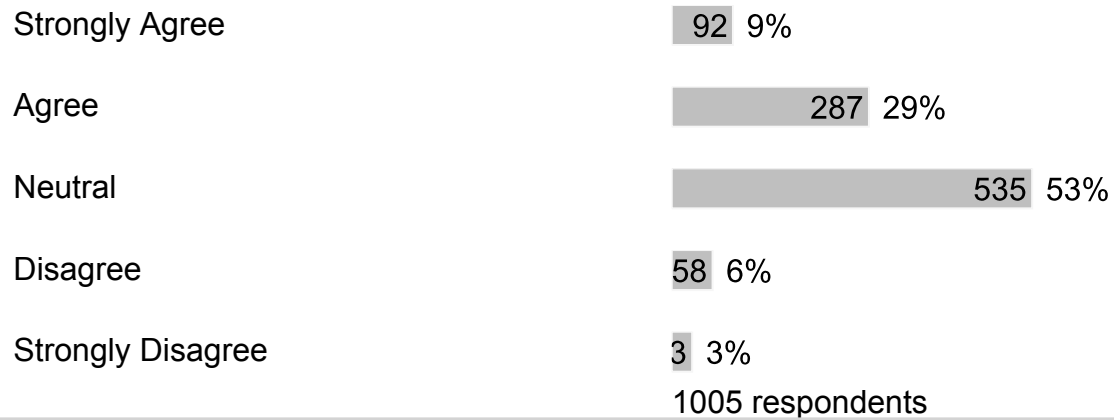
22. My school considers students' opinions when changing rules/policies and planning ways to improve the school.



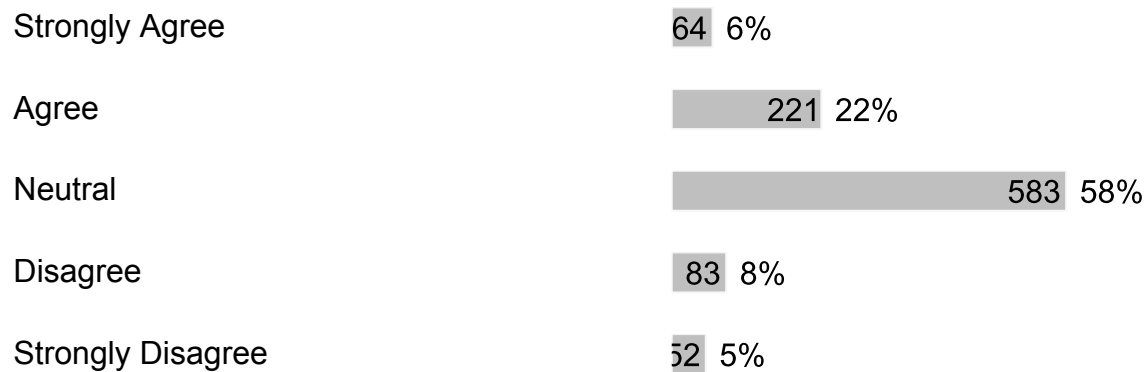
23. My school shares information about school success with my community.



24. Our school uses different ways to communicate what is happening to parents and students.



25. My school focuses on Customer Service (greeting with a smile and responding to questions and concerns within one business day).



1003 respondents

H. Section 7

1. What else would you like to tell us about your school?

Free form text answers are available in the exported CSV report