

BCPS STUDENT (Grades 6-12) CUSTOMER SURVEY 2025

run on 08/22/2025



surveys



BCPS STUDENT (Grades 6-12) CUSTOMER SURVEY 2025

run on 08/22/2025

Custom Survey

1 survey(s) 315 response(s)

Report Filters

School:
N/A

Race:
N/A

Grade:
N/A

Gender:
N/A

Ethnicity:
N/A

Tag:
N/A

BCPS STUDENT (Grades 6-12) CUSTOMER SURVEY 2025

Demographics

Number of Responses | Percentages of Total Responses

1. Gender

Male	148	47%
Female	161	51%
Prefer not to answer	3	2%

315 respondents

2. Race

American Indian or Alaska Native	1	1%
Black or African American	219	70%
Native Hawaiian or Other Pacific Islander	3	2%
White	3	2%
Multiracial	26	8%

Other 51 16%

311 respondents

3. Ethnicity

Hispanic 50 18%

Non-Hispanic or Latino 139 49%

Prefer not to answer 93 33%

282 respondents

4. Grade

Grade 6 135 43%

Grade 7 87 28%

Grade 8 78 25%

Grade 9 1 1%


Grade 10 0 3%

Grade 11 1 1%


315 respondents

C. Section 2

1. I feel safe at my school.



2. I feel safe getting to and from my school.



3. *Note: Remember, this survey is anonymous, please report any bullying concerns to a trusted adult at your school. The next 10 questions ask about bullying. Bullying is when 1 or more students tease, threaten, spread rumors about, hit, shove, or hurt another student over and over again. It is not bullying when 2 students of about the same strength or power argue, fight or tease each other in a friendly way. During the past 12 months, have you ever been bullied on school property?

Yes	62	20%
-----	----	-----

No 253 80%

315 respondents

4. The primary location on school property where I was bullied during the last 12 months was:

On the school bus 1%

In the classroom 29 9%

In the cafeteria 7 2%

In the hallway 9 3%

In the restroom 1%

Other school area 3 4%

Does not apply to me 251 80%

314 respondents

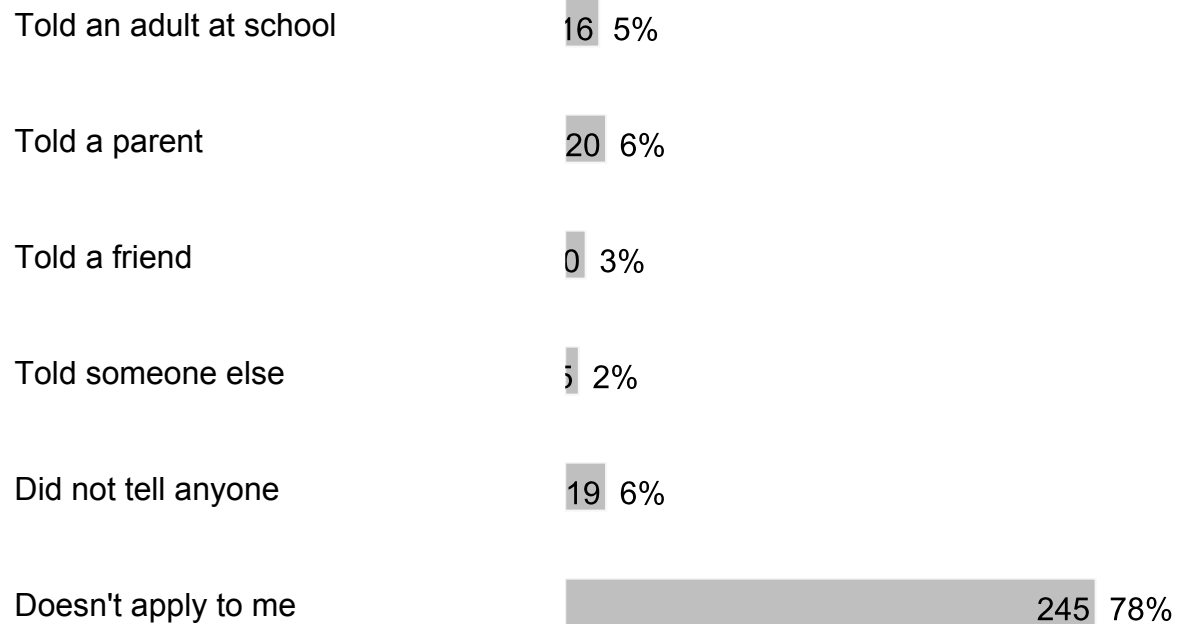
5. During the past 12 months, have you ever been electronically bullied? (Count being bullied through texting, Instagram, TikTok, Snapchat or other social media.)

Yes 27 9%

No 288 91%

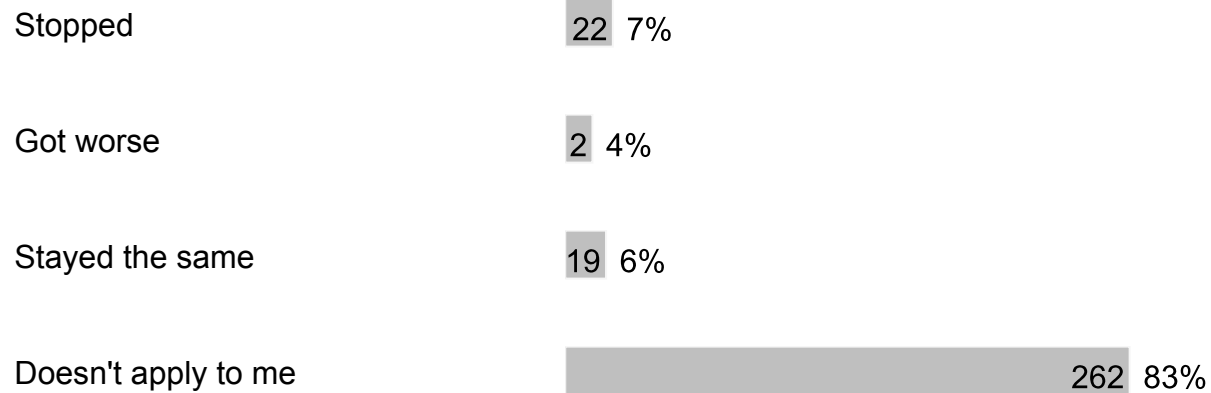
315 respondents

6. After I was bullied, I:



315 respondents

7. After I told an adult at school about being bullied, the bullying:



315 respondents

8. A teacher or another adult at school taught our class about what bullying is this school year.

Yes 224 71%

No 91 29%

315 respondents

9. I think bullying is wrong.

Strongly Agree 173 55%

Agree 88 28%

Neutral 37 12%

Disagree 5 2%

Strongly Disagree 2 4%

315 respondents

10. I know different ways to intervene or help if bullying were occurring or going to occur.

Strongly Agree 35 11%

Agree 86 27%

Neutral 150 48%

Disagree 17 5%

Strongly Disagree 27 9%

315 respondents

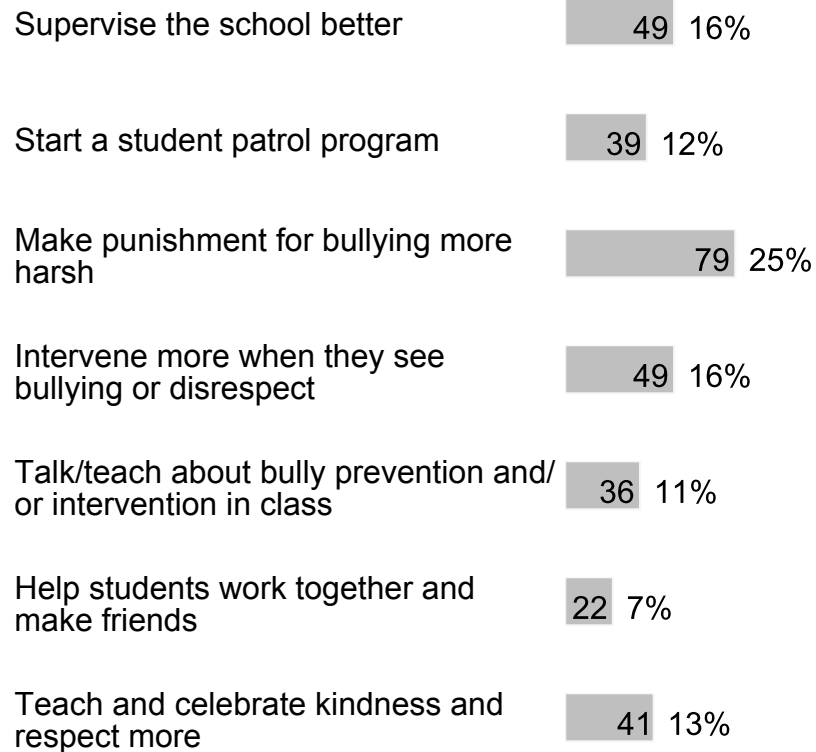
11. I would intervene or help if another student was being bullied.

Strongly Agree 38 12%



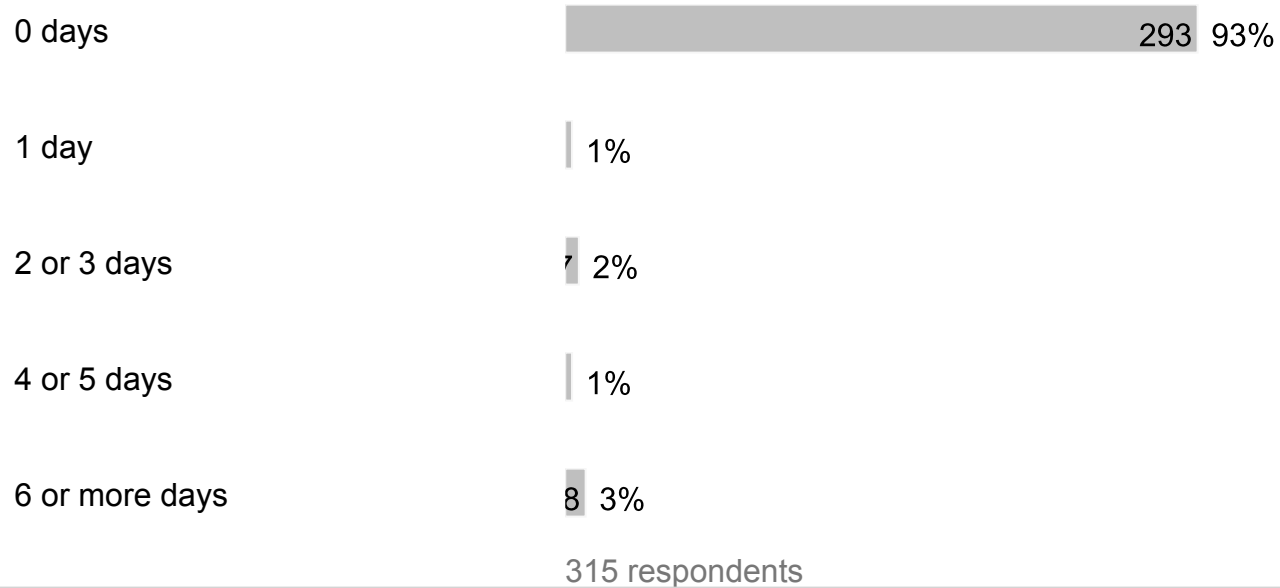
315 respondents

12. What can adults do to help stop bullying at school?

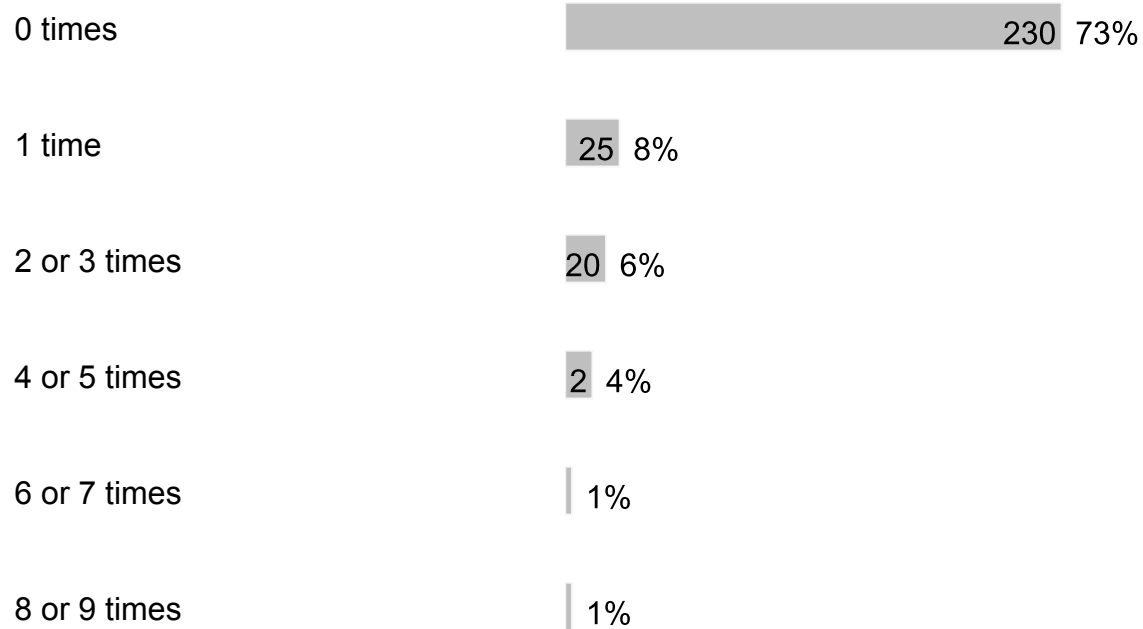


315 respondents

13. During the past 30 days, how many days did you carry a weapon such as a gun, knife or club on school property?



14. During the past 30 days, how many times have you been threatened by another student at school?



10 or 11 times | 1%

12 or more times | 18 6%

315 respondents

15. During the past 12 months, how many times were you in a physical fight on school property?

0 times | 217 69%

1 time | 45 14%

2 or 3 times | 32 10%

4 or 5 times | 7 2%

6 or 7 times | 1 1%

8 or 9 times | 5 2%

10 or 11 times | 0%

12 or more times | 1 1%

314 respondents

16. During the past 12 months, how many times did someone you were dating or going out with physically hurt you on purpose? (Count such things as being hit, slammed into something or injured with an object or weapon.)

I did not date or go out with anyone during the past 12 months 164 52%

0 times 117 37%

1 time 4 4%

2 or 3 times 7 2%

4 or 5 times 1 1%

6 or more times 9 3%

315 respondents

17. During the past 30 days, how many days did you have at least one drink of alcohol? (Alcohol includes drinking beer, wine, flavored alcoholic beverages and liquor such as rum, gin, vodka, whiskey, etc.) For the purpose of this question, drinking alcohol does not include drinking a few sips of wine for religious purposes.

0 days 286 91%

1 or 2 days 2 4%

3 or 5 days 1 1%

6 to 9 days 1 1%

10 to 19 days 1 1%

20 to 29 days 5 2%

All 30 days 1 1%

315 respondents

18. During the past 30 days, how many days did you use an electronic vapor product? (Electronic vapor products include JUUL, SMOK, Suorin, Vuse, blu e-cigarettes, vapes, vape pens, e-cigars, e-hookahs, hookah pens, mods, etc.)

0 days 289 92%

1 or 2 days 1 3%

3 or 5 days 7 2%

6 to 9 days 1 1%

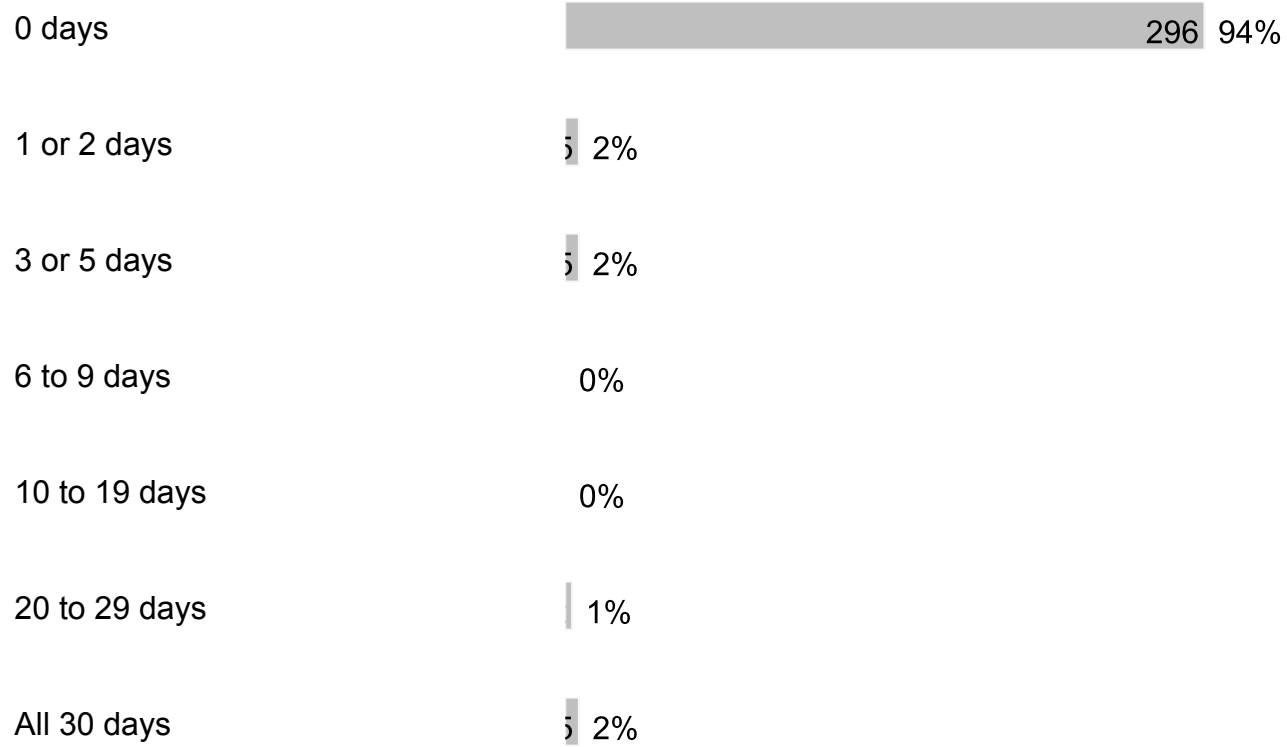
10 to 19 days 0 0%

20 to 29 days 1 1%

All 30 days 1 1%

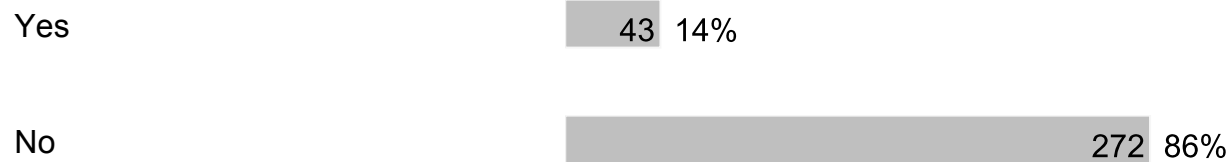
315 respondents

19. During the past 30 days, how many days did you use marijuana (also called pot or weed)? Do not count CBD-only or hemp products, which come from the same plant as marijuana, but do not cause a high when used alone.



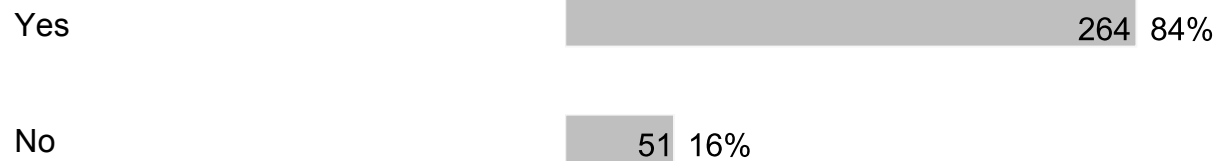
315 respondents

20. During the school year, I participated in alcohol, other drug or tobacco prevention activities or lessons.



315 respondents

21. I believe drinking alcohol is bad for your brain.



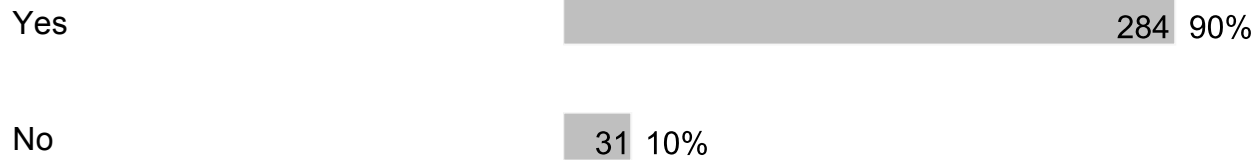
315 respondents

22. In your opinion, what percentage of Broward County students in grades 6 - 12 choose not to drink alcohol?




315 respondents

23. I believe using drugs are bad for your health.




315 respondents

24. At what age is a human brain fully developed?



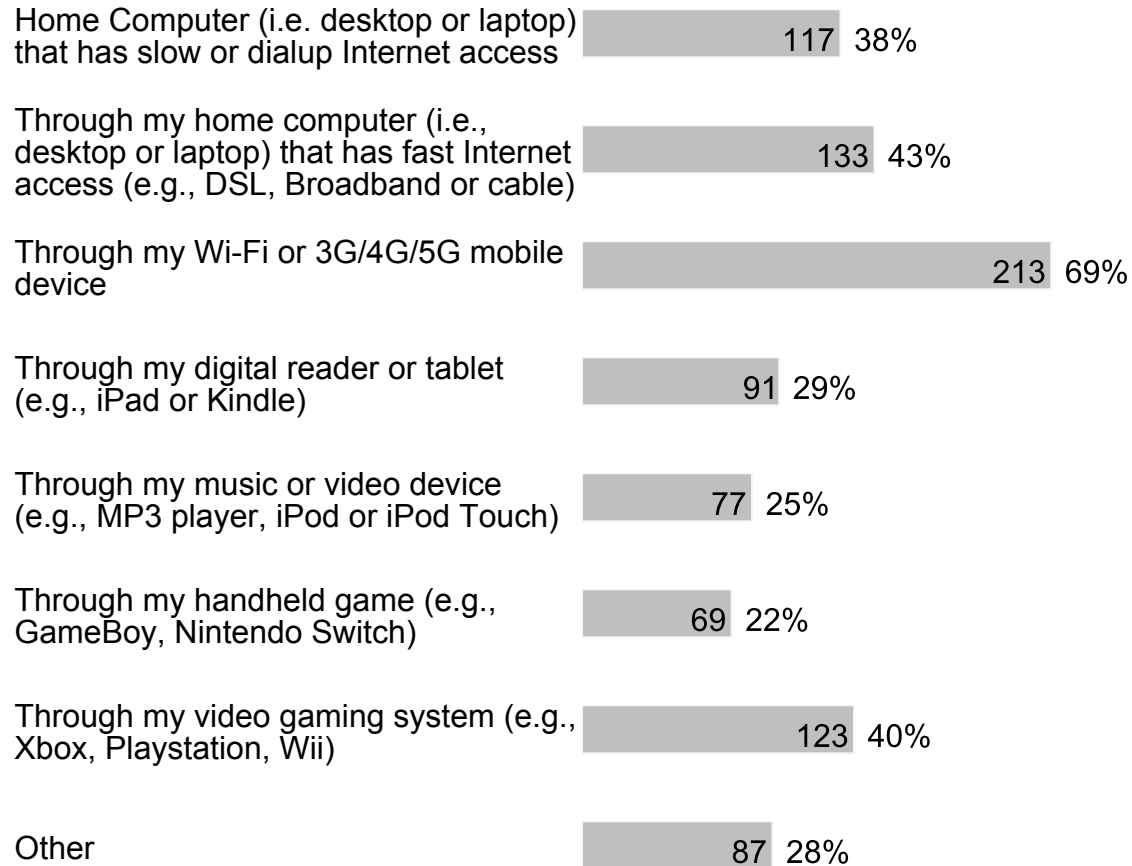
315 respondents

25. My school is clean and well-maintained.



D. Section 3

1. During a typical week, I have access to the internet at home in the following ways (check all that apply):



310 respondents

2. During a typical school day, I have access to the internet at school in the following ways (check all that apply):



During an academic class other than computer lab or computer class such as English or Math class 129 42%

Through school library computers 53 17%

Through my own laptop that I bring to school 25 8%

Through my own tablet computer (such as an iPad) that I bring to school 45 15%

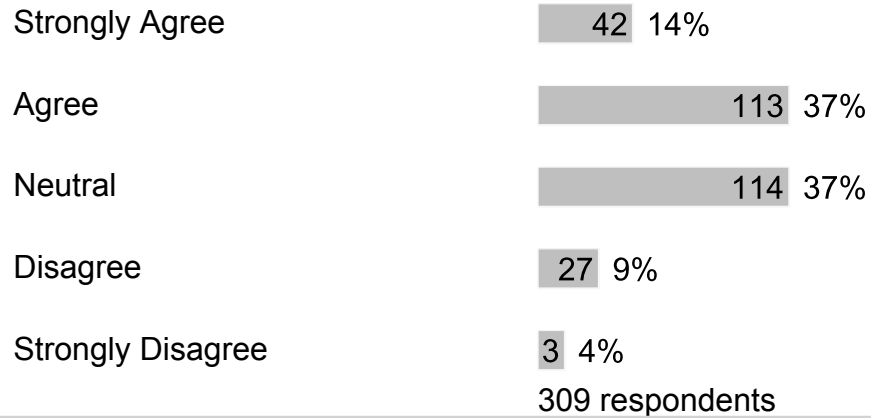
Through my Wi - Fi or 3G/4G/5G mobile device that I bring to school 102 33%

Other 86 28%


306 respondents

E. Section 4

1. My school provides sufficient material resources (books, supplies, technology, etc.) to meet my needs.



2. I would recommend my school to my friends.



F. Section 5

1. If I have a problem, I know who I can go to for help.

Strongly Agree	56	18%
Agree	102	33%
Neutral	104	34%
Disagree	31	10%
Strongly Disagree	16	5%


309 respondents

2. In my school, students treat adults with respect.

Strongly Agree	21	7%
Agree	37	12%
Neutral	113	37%
Disagree	66	21%
Strongly Disagree	71	23%


308 respondents

3. In my school, adults treat students with respect.



310 respondents


4. In my school, students treat each other with respect.



309 respondents


5. My school provides me the support that I need.

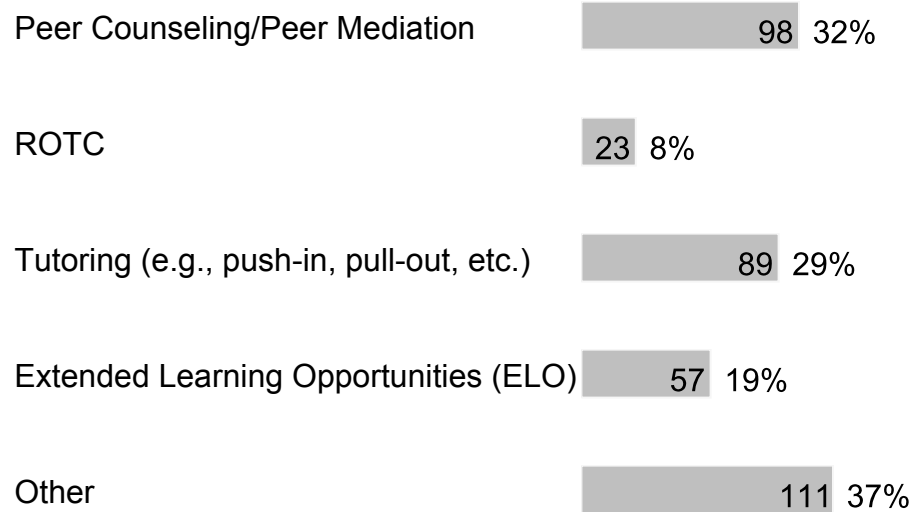




307 respondents


6. At my school, the following programs/services are available (check all that apply):

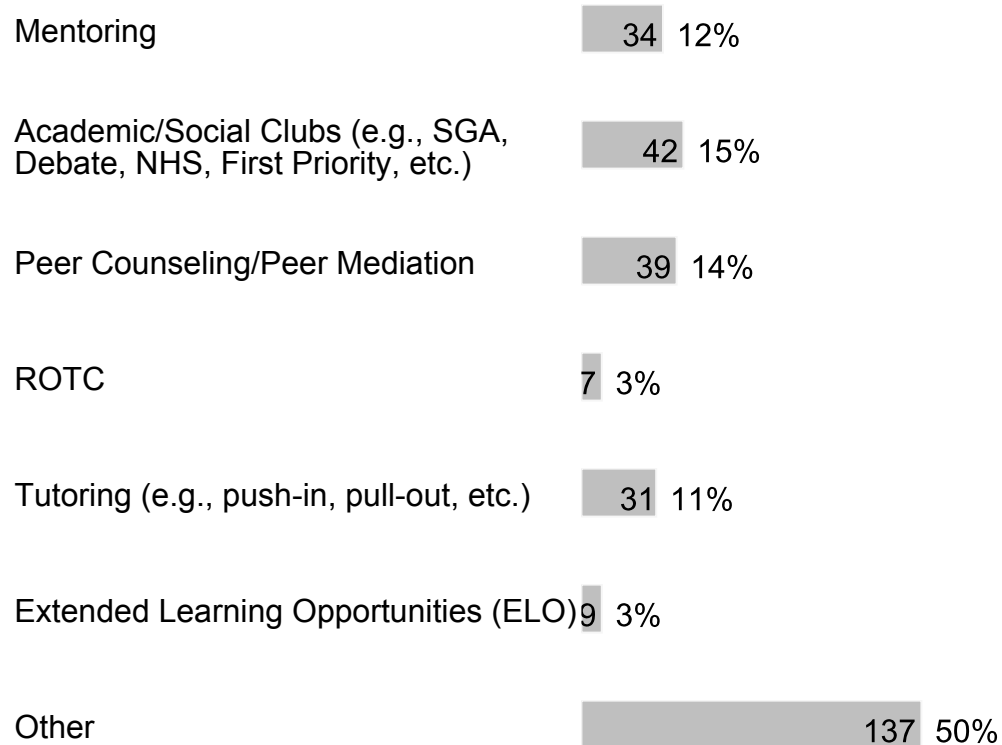




303 respondents

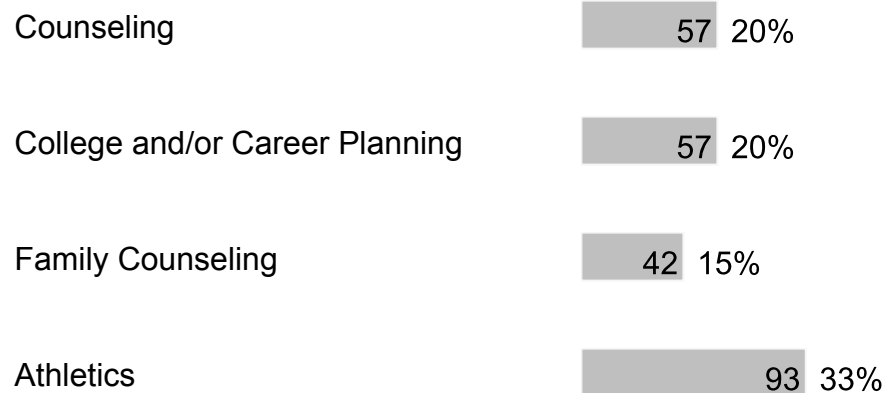
7. At my school, I participate in the following programs/services (check all that apply):

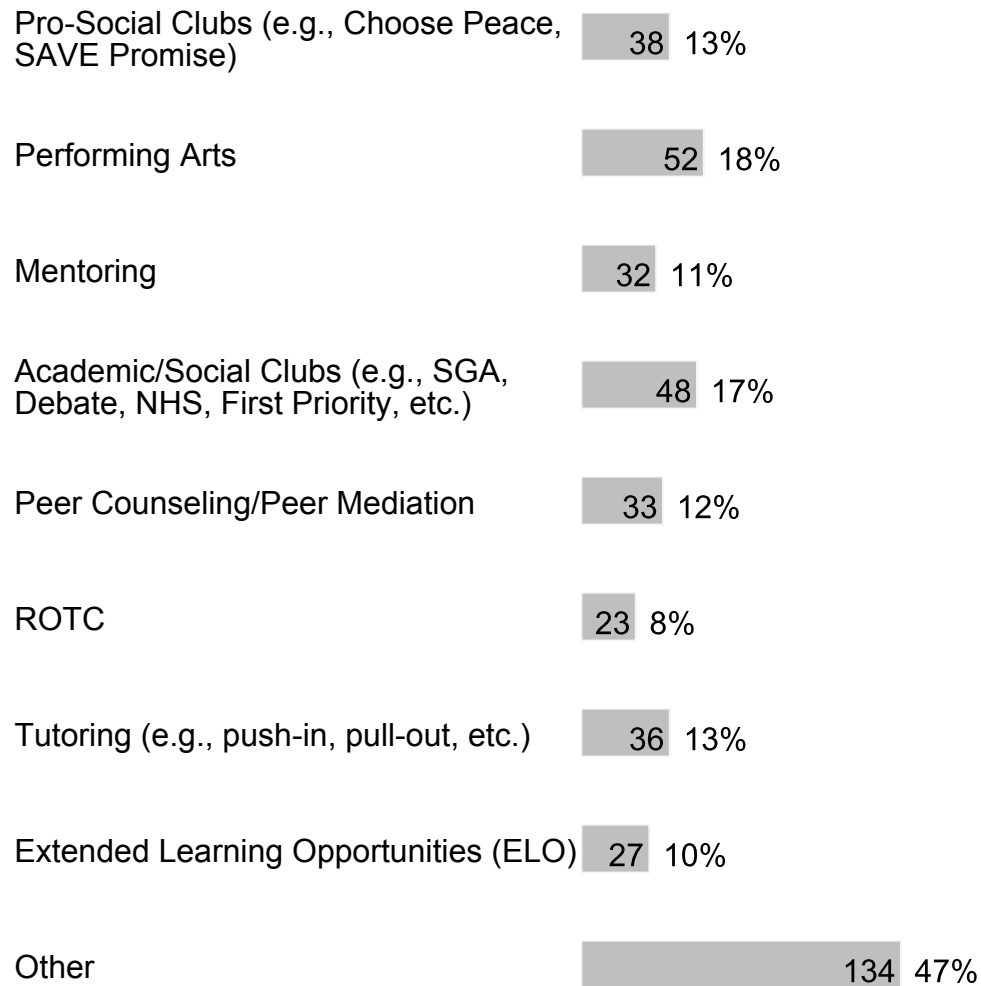




273 respondents

8. These are the programs/services at my school that I value most or would value if they were available at my school (check all that apply):





284 respondents

9. I am friends with other students at this school.

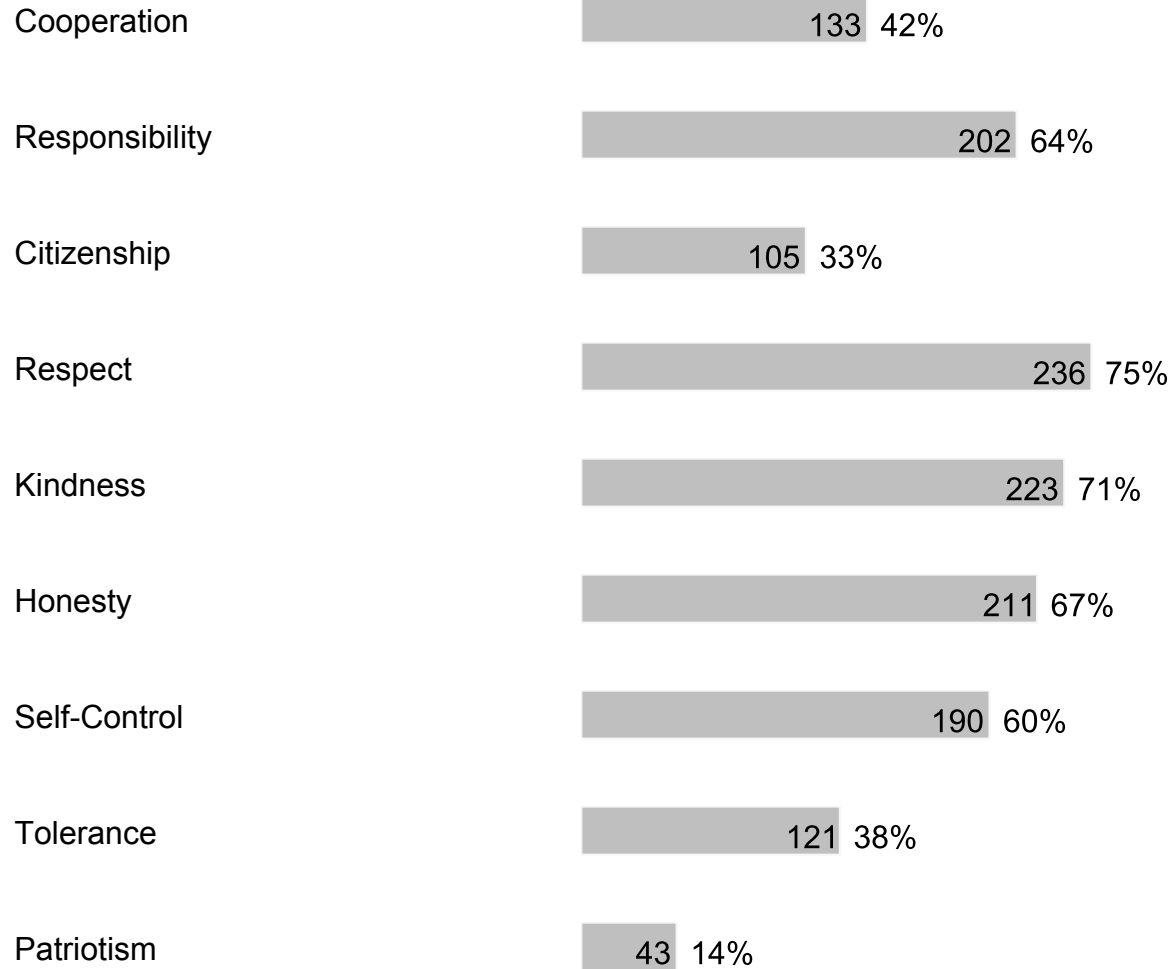


Disagree 7 2%

Strongly Disagree 5 2%


315 respondents

10. Which character traits do you value the most in yourself and others? (check all that apply)



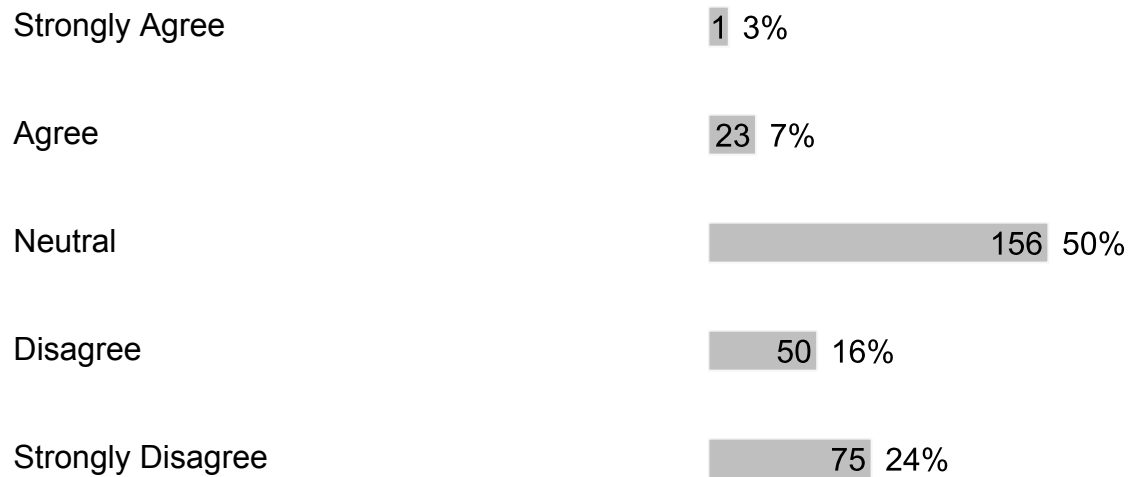
315 respondents

11. I receive acknowledgement and/or praise for my strengths or accomplishments by adults at my school.



311 respondents


12. I enjoy eating food prepared by the cafeteria.



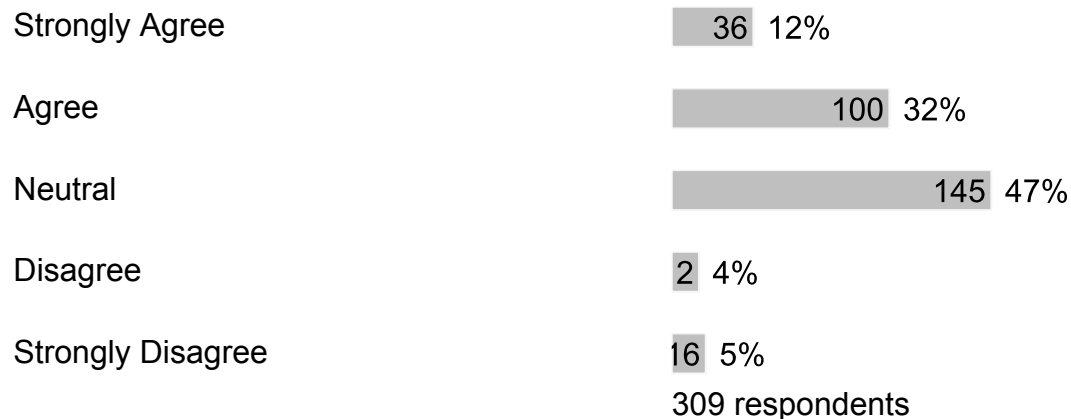
315 respondents

G. Section 6

1. In my school, a high-quality education is offered.



2. My school provides me with challenging curriculum, uses a variety of teaching methods and learning experiences to develop the skills I need to succeed.

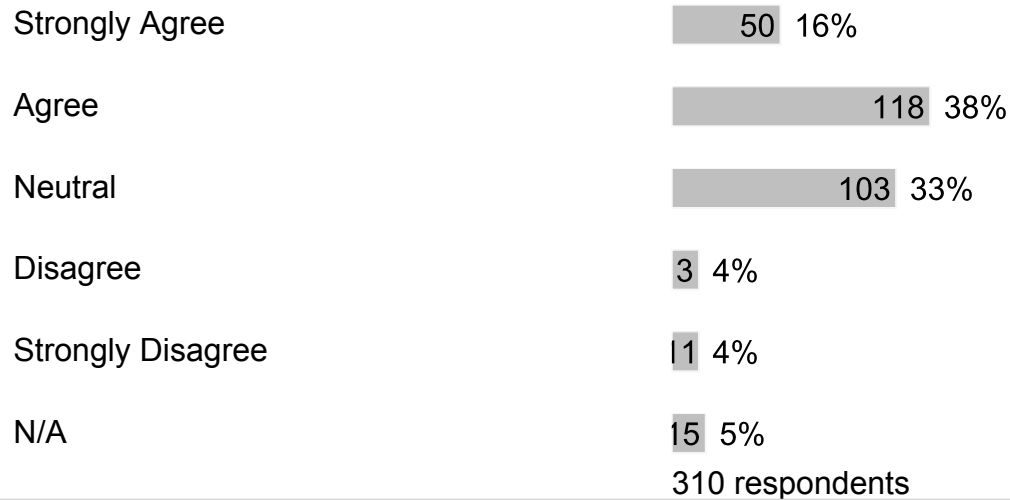


3. My school motivates me to set academic goals and learn new things.






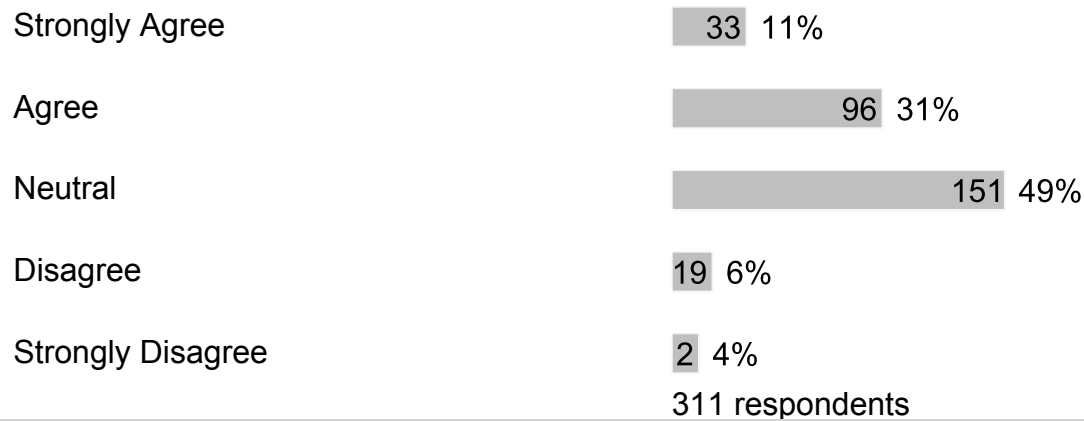
4. My teachers use tests, projects, presentations, and portfolios to assess my understanding of what was taught.




5. My school prepares me for success in the next school year.




6. Lessons and materials in our school prepare us to be effective users of media and technology.



7. In class, students spend considerable amounts of time actively engaged in learning (such as solving problems, discussing ideas, creating their own work, reading, writing, speaking and researching).




8. My teachers effectively engage students in the classroom and encourage creative thinking.




312 respondents

9. There are few distractions during class.




310 respondents

10. Students are encouraged to work in groups regularly.



309 respondents

11. Teachers are generally fair when it comes to grading student work.



Strongly Disagree 28 9%
309 respondents

12. I give class presentations or share my work with classmates.

Strongly Agree 24 8%
Agree 68 22%
Neutral 154 49%
Disagree 42 13%
Strongly Disagree 24 8%
312 respondents

13. I work on assignments that challenge me and/or take more than one class period to complete.

Strongly Agree 39 13%
Agree 90 29%
Neutral 140 46%
Disagree 21 7%
Strongly Disagree 17 6%
307 respondents

14. I complete meaningful homework to review what I learned in class and/or prepare for the next day's lesson.

Strongly Agree 35 11%
Agree 84 27%
Neutral 155 50%

Disagree 22 7%

Strongly Disagree 14 5%

310 respondents

15. I receive feedback about my work that helps me better understand what I'm learning.

Strongly Agree 33 11%

Agree 96 31%

Neutral 144 47%

Disagree 17 6%

Strongly Disagree 17 6%

307 respondents

16. I am provided opportunities to correct or improve my work.

Strongly Agree 33 11%

Agree 115 37%

Neutral 130 42%

Disagree 3 4%

Strongly Disagree 17 6%

308 respondents


17. I am provided opportunities to participate in class discussions and activities.

Strongly Agree 35 11%


Agree 120 39%



18. My teachers explain their expectations so I can be successful.




19. My teachers provide me with information about how well I am doing in school.




20. Teachers regularly post information online or send home a newsletter.







21. My teachers keep my family informed of my academic progress.



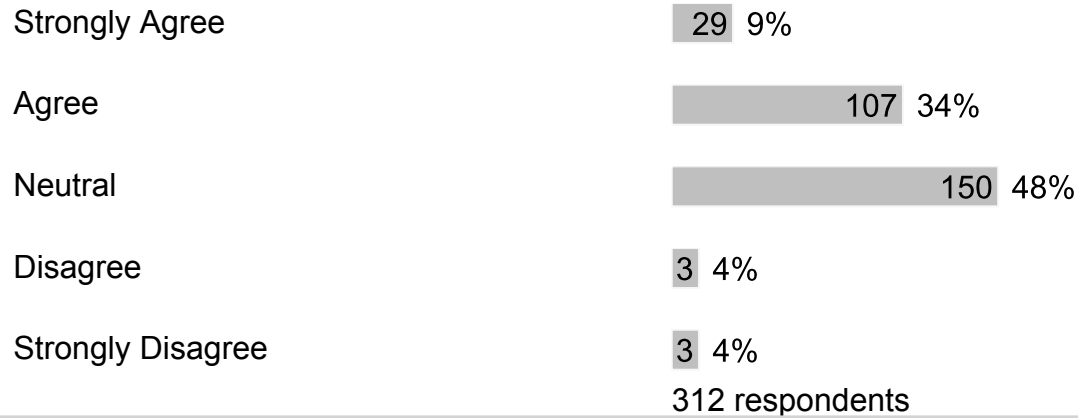
22. My school considers students' opinions when changing rules/policies and planning ways to improve the school.




23. My school shares information about school success with my community.



24. Our school uses different ways to communicate what is happening to parents and students.



25. My school focuses on Customer Service (greeting with a smile and responding to questions and concerns within one business day).



306 respondents

H. Section 7

1. What else would you like to tell us about your school?

Free form text answers are available in the exported CSV report