

# BCPS SCHOOL STAFF CUSTOMER SURVEY 2025

---

run on 08/22/2025



surveys



# BCPS SCHOOL STAFF CUSTOMER SURVEY 2025

run on 08/22/2025

Custom Survey

1 survey(s) 52 response(s)

## Report Filters

**School:**  
N/A

**Ethnicity:**  
N/A

**Experience:**  
N/A

**Gender:**  
N/A

**Role:**  
N/A

**Tag:**  
N/A

## BCPS SCHOOL STAFF CUSTOMER SURVEY 2025

### Demographics

Number of Responses | Percentages of Total Responses

#### 1. Gender

Male	13	25%
Female	36	69%
Prefer not to answer	3	6%

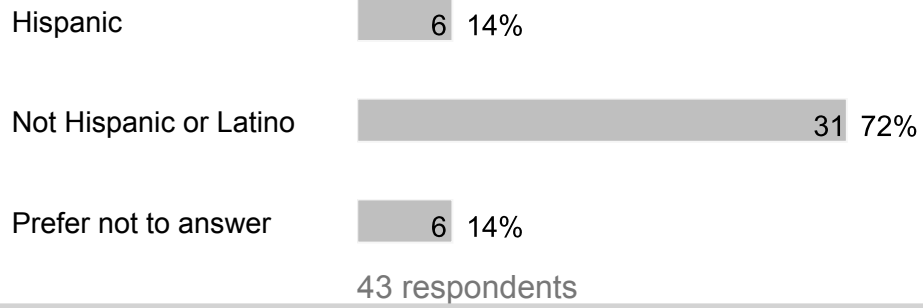
52 respondents

#### 2. Ethnicity

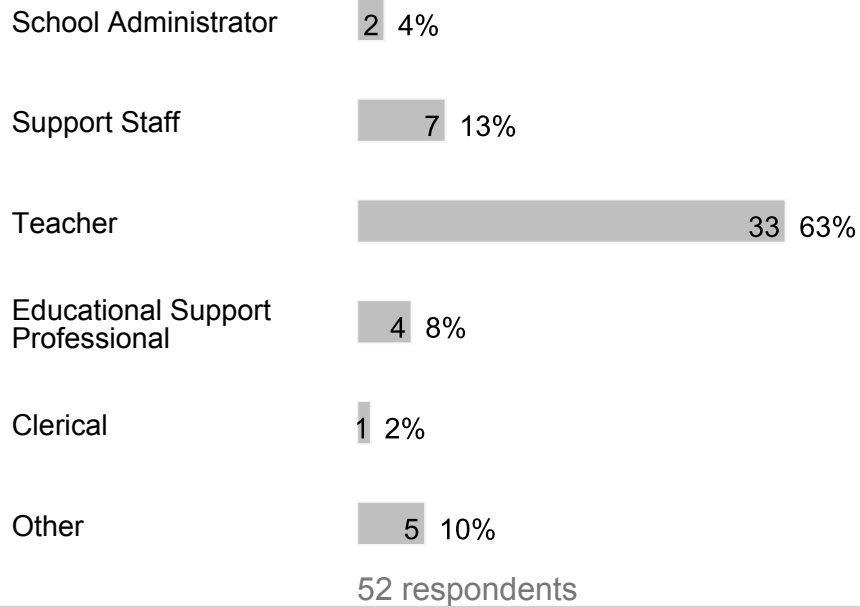
Black or African American	36	71%
White	7	14%
Multiracial	2	4%
Other	6	12%

51 respondents


#### 3. Ethnicity



#### 4. Role



#### 5. Experience



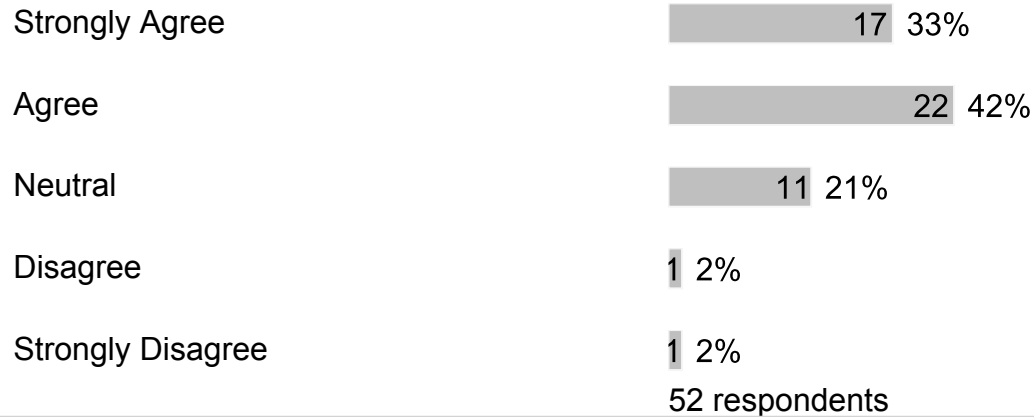
More than 20 years




52 respondents

## C. Section 2

### 1. I feel safe at my school.



### 2. I would recommend my school to my friends and/or family.



3. The next 4 questions ask about bullying. Bullying is when 1 or more students tease, threaten, spread rumors about, hit, shove, or hurt another student over and over again. It is not bullying when 2 students of about the same strength or power argue, fight or tease each other in a friendly way. Have students bullied or cyberbullied one another at school this year?





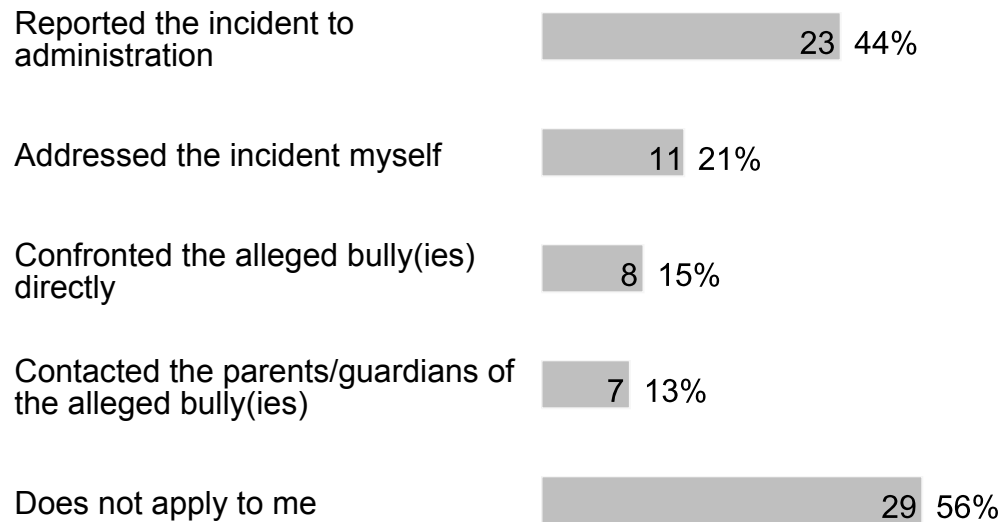
52 respondents

**4. Has a student reported an incident of bullying or cyberbullying to you this year?**



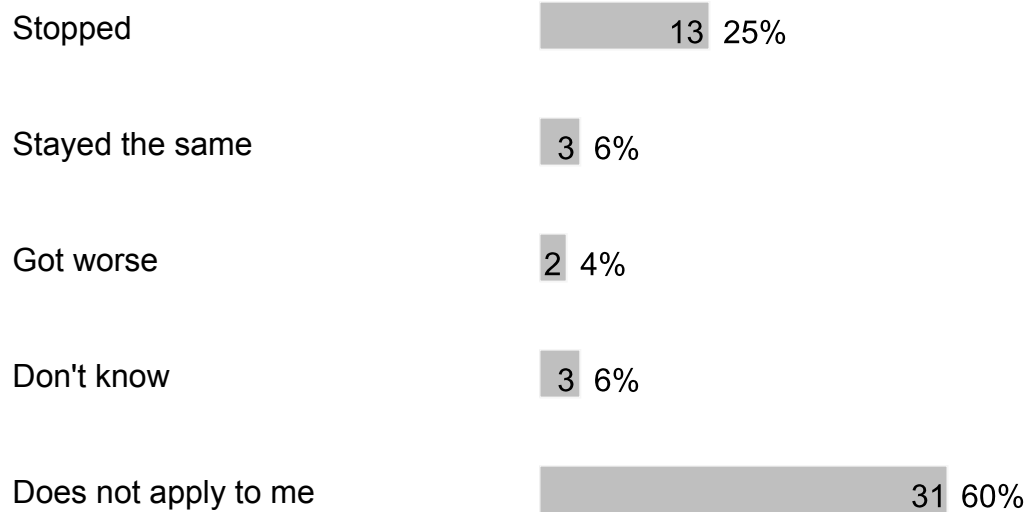
52 respondents

**5. After an incident of bullying or cyberbullying was reported to me, I did the following (check all that apply):**




52 respondents

**6. After addressing the bullying or cyberbullying reported to me, the bullying:**



52 respondents

7. In my school, rules are applied equally to students.




52 respondents

## D. Section 3

1. My school provides technology and internet access to help me do my job efficiently and effectively.

Strongly Agree  27 52%

Agree  20 38%


Neutral  4 8%

Disagree  1 2%

52 respondents

## E. Section 4

1. Our school provides teachers with sufficient instructional material and informational resources to meet students' needs.

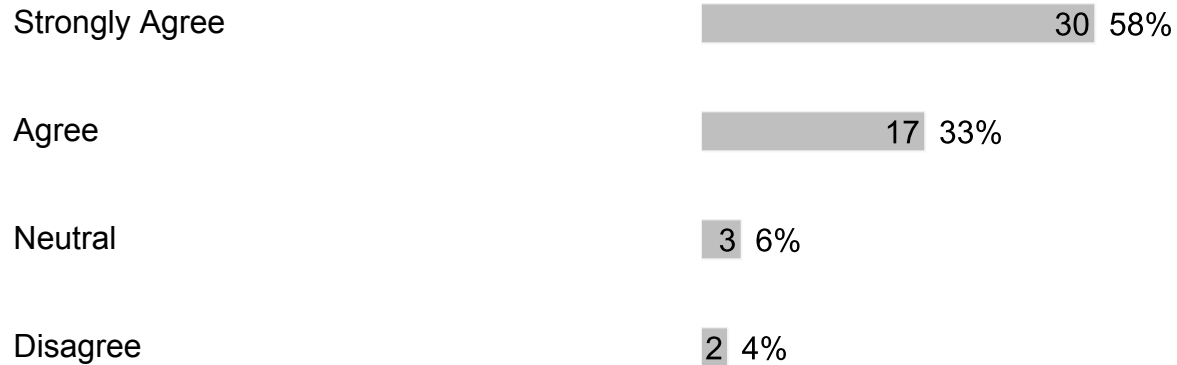


2. Teachers in our school use a variety of technology as instructional resources.



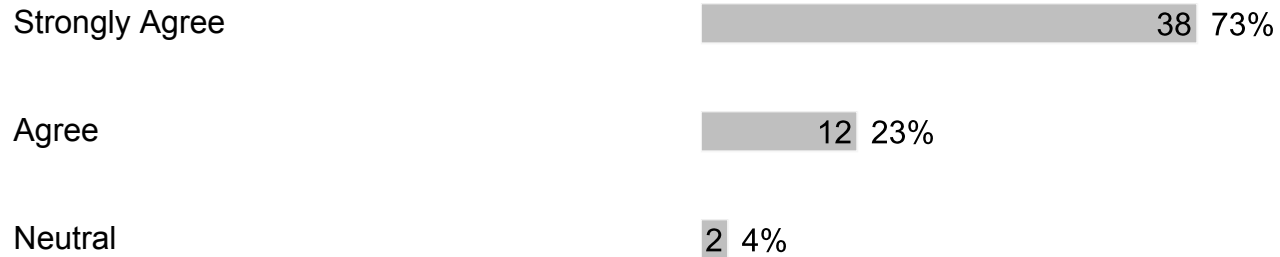
## F. Section 5

1. If students have a problem, they know who they can go to for help.



52 respondents

2. If students have a problem, they can come to me for help.



52 respondents

3. If I have a professional or personal problem, I know someone at work who I can talk to for help.



Neutral 6 12%

Disagree 1 2%

52 respondents

**4. In my school, adults treat students with respect.**

Strongly Agree 22 42%

Agree 19 37%

Neutral 7 13%

Disagree 3 6%

Strongly Disagree 1 2%

52 respondents

**5. In my school, students treat adults with respect.**

Strongly Agree 11 21%

Agree 8 15%

Neutral 15 29%

Disagree 10 19%

Strongly Disagree 8 15%

52 respondents

**6. In my school, colleagues/adults treat each other with respect.**

Strongly Agree 22 42%

Agree 21 40%

Neutral 8 15%

Disagree 1 2%

52 respondents

**7. At my school the following programs/services are available (check all that apply):**

Counseling 51 98%

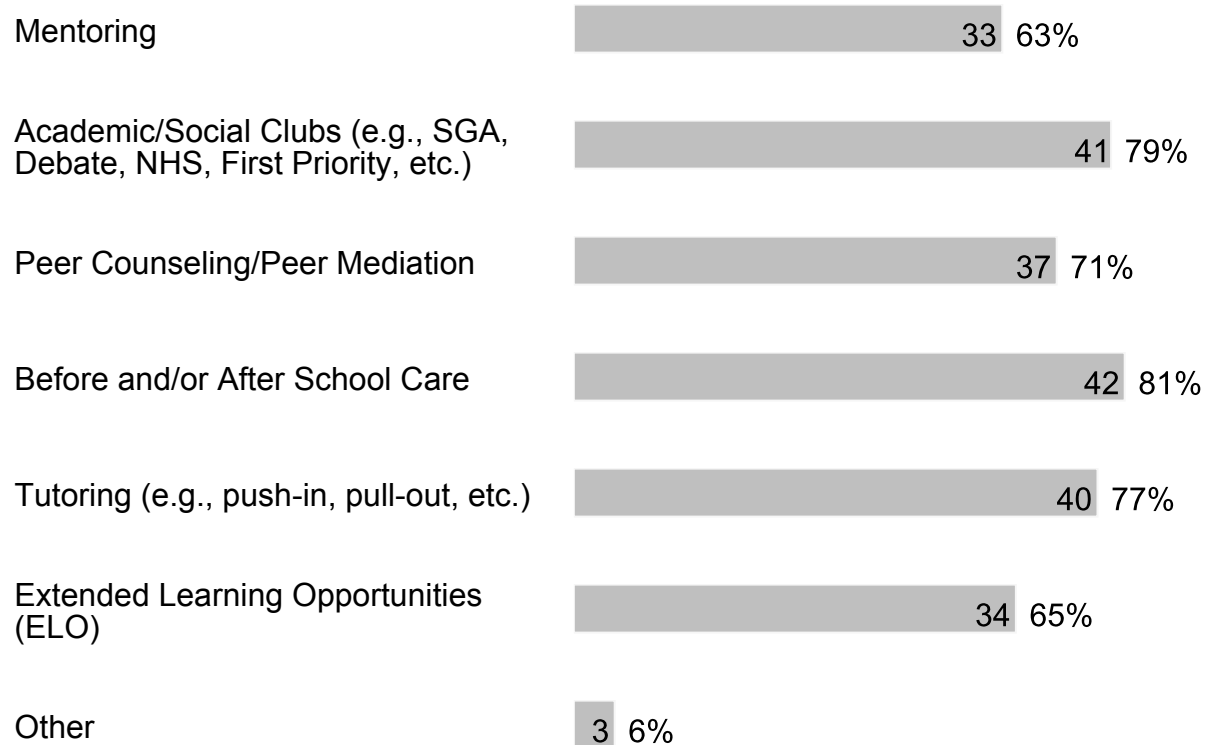
College and/or Career Planning 43 83%

Family Counseling 48 92%

Athletics 45 87%

Pro-Social Clubs (e.g., Choose Peace, SAVE Promise) 37 71%

Performing Arts 14 27%




52 respondents

**8. Our school implements changes based on the feedback from staff.**



51 respondents

**9. Our school maintains facilities that support student learning.**



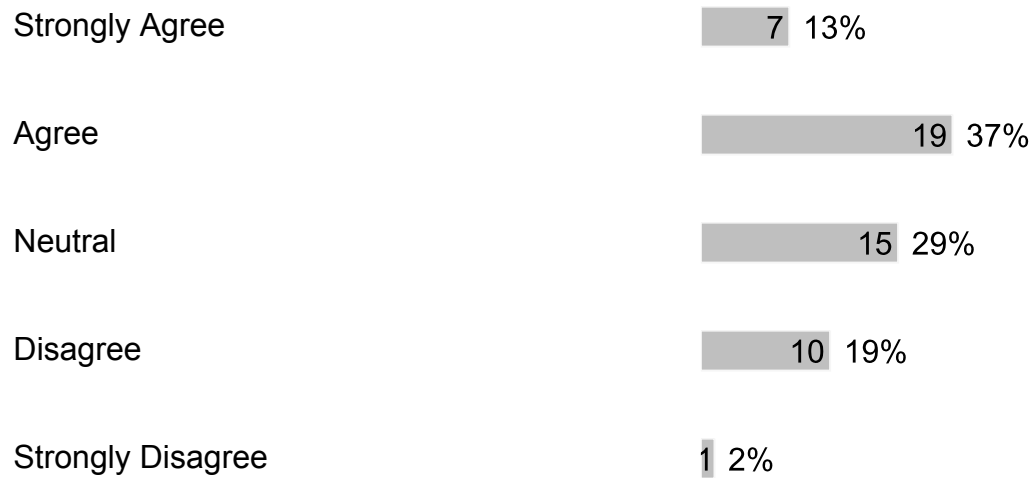
52 respondents

**10. I enjoy eating food prepared by the cafeteria.**




52 respondents

**11. Families regularly participate in school involvement activities offered by our school.**



52 respondents

**12. Our school has a family resource center and/or a staff member assigned to work with families.**



51 respondents

**13. Our school asks families for their ideas on the best way to communicate school-related information.**




Neutral 11 22%

Disagree 5 10%


51 respondents

## G. Section 6

### 1. Our school has a culture of high expectations.



### 2. Our school has a continuous improvement process.



### 3. Our school's leaders expect staff members to hold all students to high academic standards.



Disagree 2 4%

Strongly Disagree 2 4%

52 respondents

**4. Our school's leaders hold themselves accountable for student learning.**

Strongly Agree 18 35%

Agree 22 42%

Neutral 7 13%

Disagree 3 6%

Strongly Disagree 2 4%

52 respondents

**5. Our school's leaders hold all staff members accountable for student learning.**

Strongly Agree 22 42%

Agree 23 44%

Neutral 5 10%

Disagree 1 2%

Strongly Disagree 1 2%

52 respondents

**6. I receive feedback from my supervisor regarding my professional performance.**

Strongly Agree 26 51%

Agree 21 41%

Neutral 3 6%

Disagree 1 2%

51 respondents

7. Our school's leaders regularly evaluate staff members on criteria designed to improve teaching and learning.

Strongly Agree 24 47%

Agree 21 41%

Neutral 6 12%

51 respondents

8. In our school, staff members use multiple types of assessments and data to modify instruction and address the unique learning needs of all students.

Strongly Agree 18 35%

Agree 27 52%

Neutral 5 10%

Disagree 1 2%

Strongly Disagree 1 2%

52 respondents

9. Our school uses the results of student assessments to improve teaching and learning.

Strongly Agree 20 39%

Agree 25 49%

Neutral 5 10%

Strongly Disagree 1 2%  
51 respondents

**10.** Our school's leaders use data to monitor student progress, student achievement and our school improvement goals.

Strongly Agree 22 43%  
Agree 24 47%  
Neutral 5 10%  
51 respondents

**11.** In our school, a formal process is in place to support new staff members in their professional practice.

Strongly Agree 15 29%  
Agree 23 45%  
Neutral 10 20%  
Disagree 3 6%  
51 respondents

**12.** My lessons provide opportunities for students to be actively engaged in their learning.

Strongly Agree 23 46%  
Agree 21 42%  
Neutral 6 12%  
50 respondents

**13.** I structure lessons, tasks and activities that require students' use of digital tools for learning.


Strongly Agree 19 37%

Agree  23 45%

Neutral  9 18%

51 respondents

**14. I use student achievement data to modify and adjust materials and lessons for my students.**

Strongly Agree  20 39%

Agree  22 43%

Neutral  9 18%

51 respondents

**15. I use formative assessments to monitor student progress.**

Strongly Agree  20 39%

Agree  20 39%


Neutral  11 22%

51 respondents

**16. I participate in targeted professional learning activities designed to meet the individual needs of my students.**

Strongly Agree  21 41%


Agree  21 41%

Neutral  7 14%

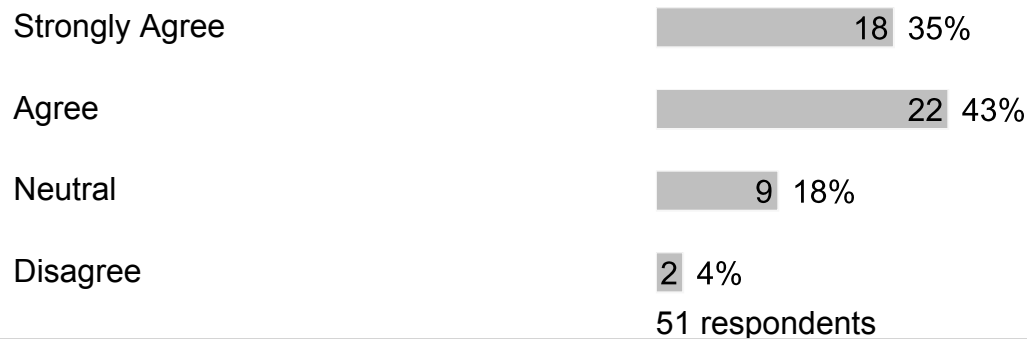
Disagree  2 4%

51 respondents

**17. Teachers participate in collaborative learning communities across grade levels and/or content areas.**



**18. The school ensures I receive formal training in the use of student assessment data.**



**19. In our school, staff members provide peer coaching to teachers.**



**20. In our school, staff members participate in continuous professional learning based on identified needs of the school.**



Neutral 11 22%  
51 respondents

**21. I am provided with professional development opportunities that are relevant to my role.**

Strongly Agree 20 39%  
Agree 22 43%  
Neutral 4 8%  
Disagree 3 6%  
Strongly Disagree 2 4%  
51 respondents

**22. Our school shares responsibility for student learning with its staff, parents and community members.**

Strongly Agree 15 30%  
Agree 24 48%  
Neutral 7 14%  
Disagree 2 4%  
Strongly Disagree 2 4%  
50 respondents

**23. I feel confident in my classroom management strategies.**

Strongly Agree 24 47%  
Agree 18 35%  
Neutral 8 16%

Strongly Disagree 1 2%  
51 respondents

**24. Our school ensures the effective use of funds available through the budget, grants, awards, etc.**

Strongly Agree 17 33%  
Agree 15 29%  
Neutral 12 24%  
Disagree 4 8%  
Strongly Disagree 3 6%  
51 respondents

**25. Teachers keep parents informed regularly about their child's progress and how they are being graded.**

Strongly Agree 13 25%  
Agree 28 55%  
Neutral 7 14%  
Disagree 1 2%  
Strongly Disagree 2 4%  
51 respondents

**26. Most teachers report student progress in easy to understand language to families.**

Strongly Agree 12 24%  
Agree 28 56%  
Neutral 9 18%

Disagree 1 2%  
50 respondents

**27. I provide students with timely feedback about their learning.**

Strongly Agree 19 37%  
Agree 21 41%  
Neutral 8 16%  
Disagree 2 4%  
Strongly Disagree 1 2%  
51 respondents

**28. I schedule conferences to share student learning progress with families.**

1 time per year 8 15%  
2 times per year 11 21%  
3 or more times per year 16 31%  
Does not apply 17 33%  
52 respondents

**29. Our school provides opportunities for stakeholders to be involved through the School Advisory Council (SAC) and/or the School Advisory Forum (SAF).**

Strongly Agree 22 44%  
Agree 21 42%

Neutral 7 14%  
50 respondents

**30. Our school's leaders ensure staff members use supervisory feedback to improve student learning.**

Strongly Agree 19 37%  
Agree 22 43%  
Neutral 8 16%  
Disagree 2 4%  
51 respondents

**31. I regularly post information online or send home a newsletter.**

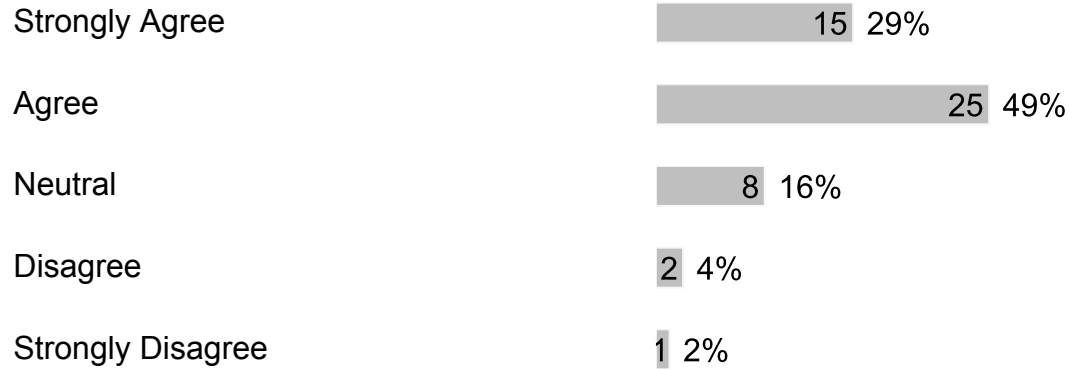
Strongly Agree 11 22%  
Agree 13 25%  
Neutral 20 39%  
Disagree 5 10%  
Strongly Disagree 2 4%  
51 respondents

**32. Our school communicates well about its goals and activities.**

Strongly Agree 15 29%  
Agree 26 51%  
Neutral 7 14%  
Disagree 3 6%

51 respondents

**33. Our school communicates information in ways that are easy for families to understand.**



51 respondents

**34. I am accessible via (check all that apply):**



52 respondents

**35. Our school focuses on Customer Service (greeting with a smile and responding to questions and concerns within one business day).**



Disagree

3 6%

51 respondents

## H. Section 7

1. What else would you like to tell us?

Free form text answers are available in the exported CSV report