

# BCPS STUDENT (Grades 6-12) CUSTOMER SURVEY 2025

---

run on 09/12/2025





# BCPS STUDENT (Grades 6-12) CUSTOMER SURVEY 2025

run on 09/12/2025

Custom Survey

1 survey(s) 1018 response(s)

## Report Filters

**School:**  
N/A

**Race:**  
N/A

**Grade:**  
N/A

**Gender:**  
N/A

**Ethnicity:**  
N/A

**Tag:**  
N/A

## BCPS STUDENT (Grades 6-12) CUSTOMER SURVEY 2025

### Demographics

Number of Responses | Percentages of Total Responses

#### 1. Gender

Male	451	45%
Female	528	52%
Prefer not to answer	9	3%

1008 respondents

#### 2. Race

American Indian or Alaska Native	1	1%
Asian	49	5%
Black or African American	570	58%
Native Hawaiian or Other Pacific Islander	1	1%
White	172	18%

Multiracial 87 9%

Other 79 8%

977 respondents

### 3. Ethnicity

Hispanic 268 32%

Non-Hispanic or Latino 393 46%

Prefer not to answer 189 22%

850 respondents

### 4. Grade

Grade 6 0%

Grade 7 0%

Grade 8 1%

Grade 9 314 31%

Grade 10 312 31%


Grade 11 220 22%

Grade 12 159 16%


1018 respondents

## C. Section 2

### 1. I feel safe at my school.



### 2. I feel safe getting to and from my school.



3. \*Note: Remember, this survey is anonymous, please report any bullying concerns to a trusted adult at your school. The next 10 questions ask about bullying. Bullying is when 1 or more students tease, threaten, spread rumors about, hit, shove, or hurt another student over and over again. It is not bullying when 2 students of about the same strength or power argue, fight or tease each other in a friendly way. During the past 12 months, have you ever been bullied on school property?

Yes 127 12%

No 891 88%

1018 respondents

4. The primary location on school property where I was bullied during the last 12 months was:

On the school bus 2%

In the classroom 4%

In the cafeteria 2%

In the hallway 2%

In the restroom 0%

Other school area 3%

Does not apply to me 875 86%

1012 respondents

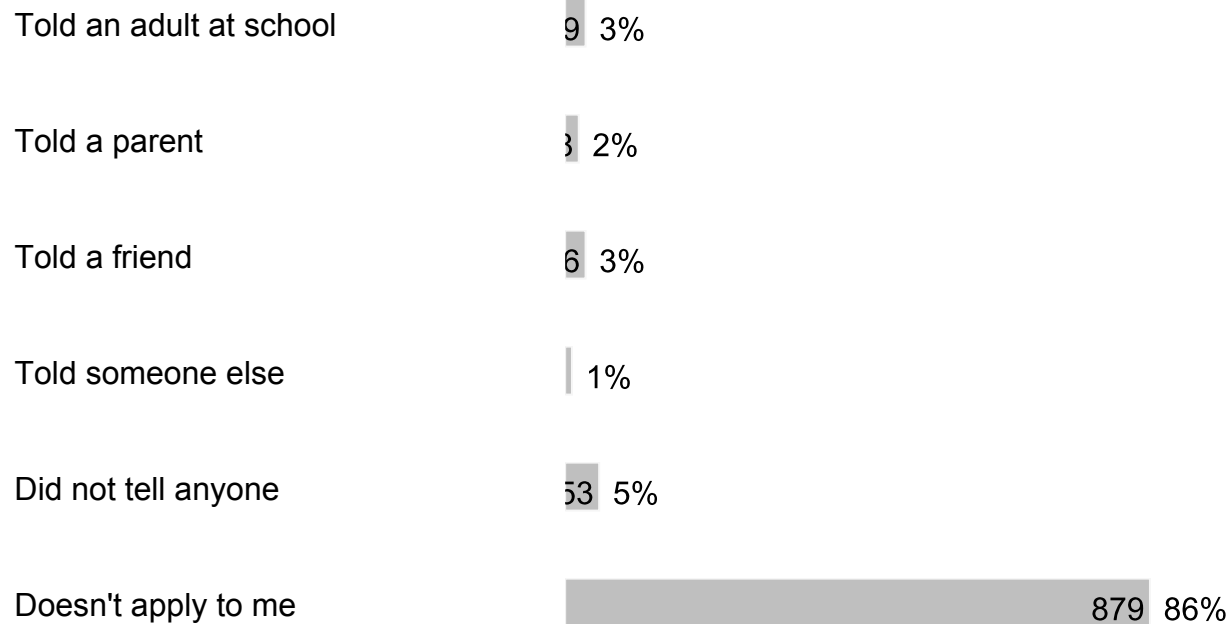
5. During the past 12 months, have you ever been electronically bullied? (Count being bullied through texting, Instagram, TikTok, Snapchat or other social media.)

Yes 73 7%

No 945 93%

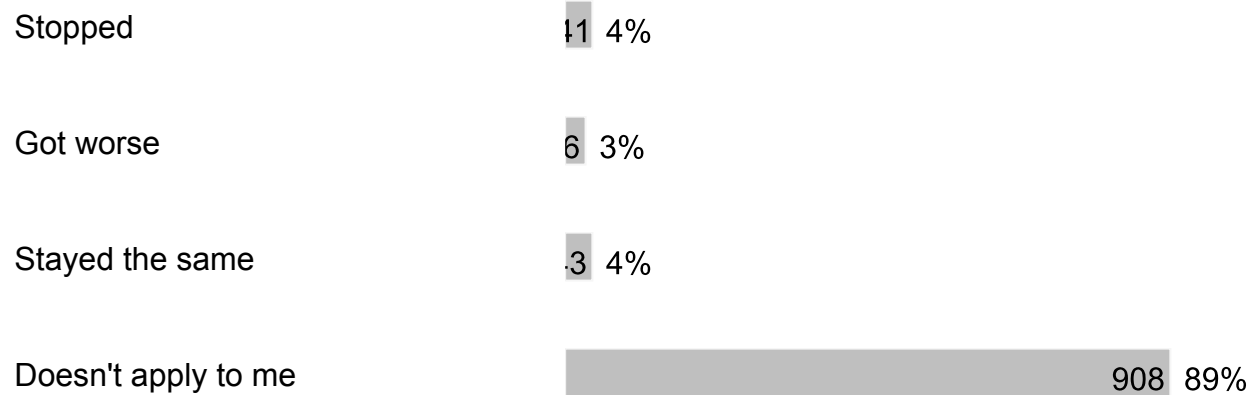
1018 respondents

**6. After I was bullied, I:**



1018 respondents

**7. After I told an adult at school about being bullied, the bullying:**



1018 respondents

**8. A teacher or another adult at school taught our class about what bullying is this school year.**

Yes 752 74%

No 266 26%

1018 respondents

**9. I think bullying is wrong.**

Strongly Agree 552 54%

Agree 289 28%

Neutral 147 14%

Disagree 1 1%

Strongly Disagree 3 2%

1018 respondents

**10. I know different ways to intervene or help if bullying were occurring or going to occur.**

Strongly Agree 266 26%

Agree 403 40%

Neutral 300 29%

Disagree 3 3%

Strongly Disagree 3 2%

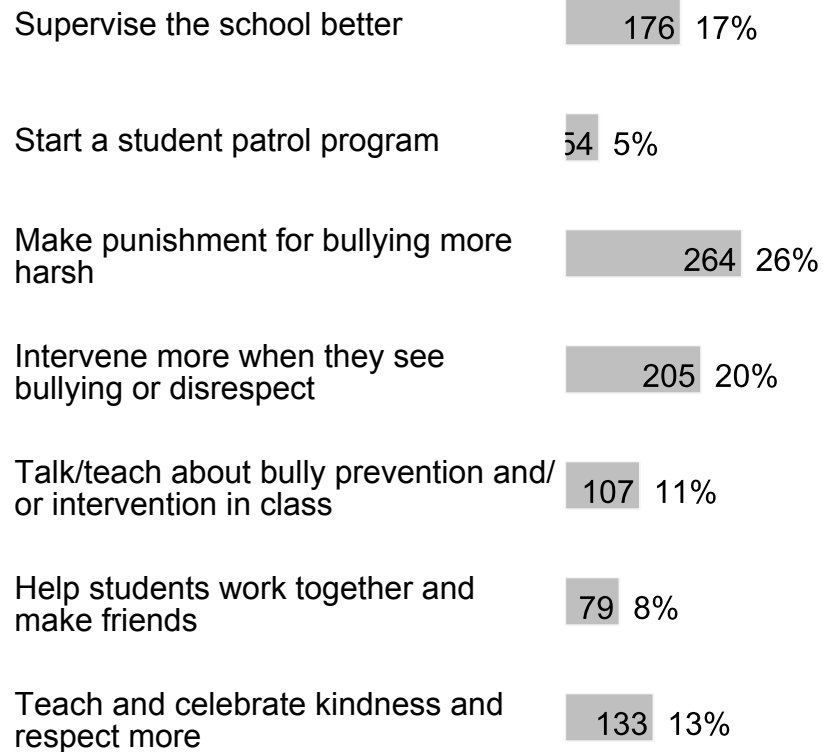
1018 respondents

**11. I would intervene or help if another student was being bullied.**

Strongly Agree 238 23%

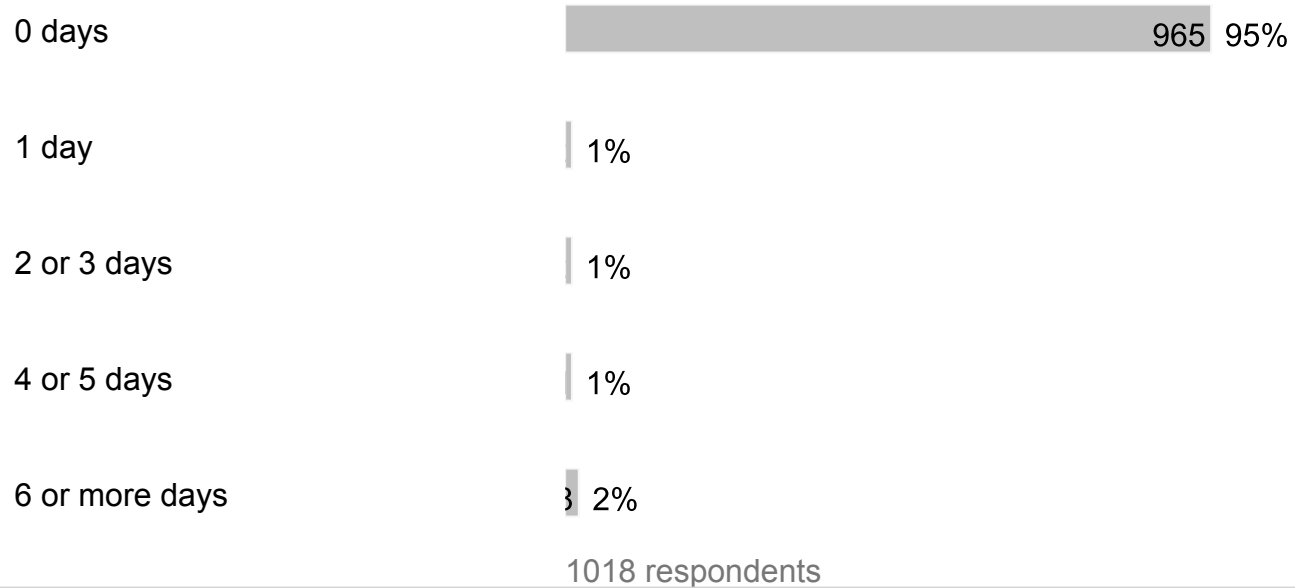


**12. What can adults do to help stop bullying at school?**

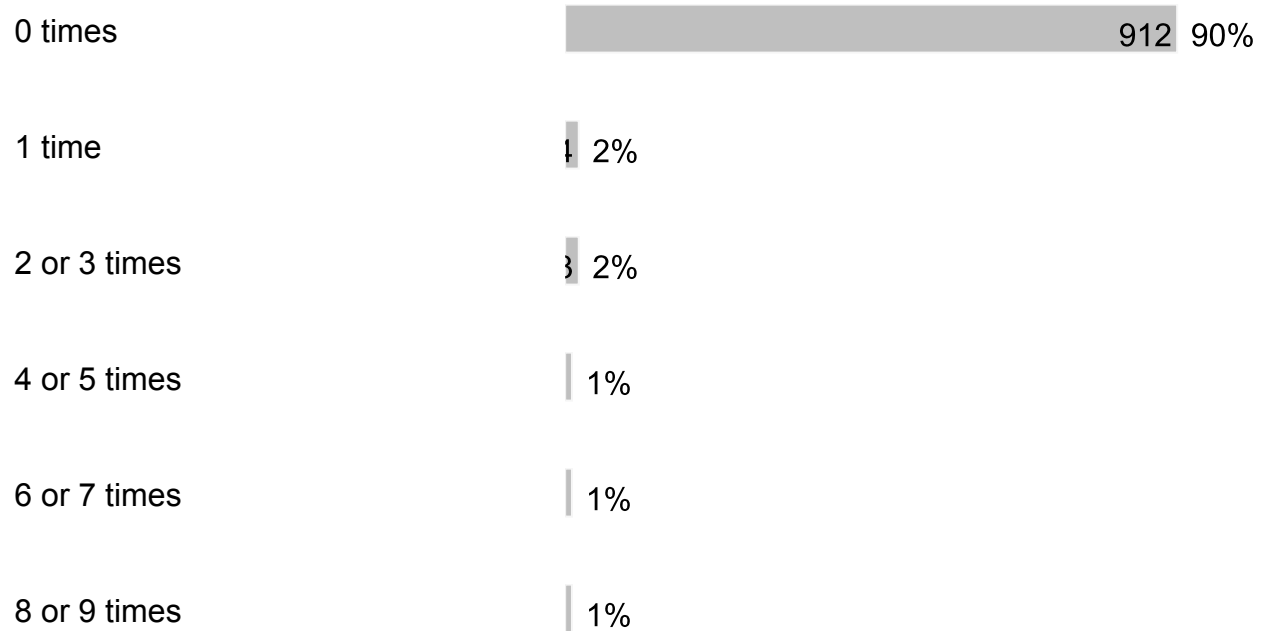


1018 respondents

**13. During the past 30 days, how many days did you carry a weapon such as a gun, knife or club on school property?**



**14. During the past 30 days, how many times have you been threatened by another student at school?**



10 or 11 times 0%

12 or more times 2%

1018 respondents

**15. During the past 12 months, how many times were you in a physical fight on school property?**

0 times 933 92%

1 time 3%

2 or 3 times 1%

4 or 5 times 1%

6 or 7 times 1%

8 or 9 times 0%

10 or 11 times 0%

12 or more times 1%

1015 respondents

**16. During the past 12 months, how many times did someone you were dating or going out with physically hurt you on purpose? (Count such things as being hit, slammed into something or injured with an object or weapon.)**

I did not date or go out with anyone during the past 12 months 567 56%

0 times 383 38%

1 time 1 1%

2 or 3 times 1 2%

4 or 5 times 1 1%

6 or more times 1 2%

1018 respondents

**17.** During the past 30 days, how many days did you have at least one drink of alcohol? (Alcohol includes drinking beer, wine, flavored alcoholic beverages and liquor such as rum, gin, vodka, whiskey, etc.) For the purpose of this question, drinking alcohol does not include drinking a few sips of wine for religious purposes.

0 days 957 94%

1 or 2 days 2 2%

3 or 5 days 1 1%

6 to 9 days 1 1%

10 to 19 days 1 1%

All 30 days

| 1%

1018 respondents

**18.** During the past 30 days, how many days did you use an electronic vapor product? (Electronic vapor products include JUUL, SMOK, Suorin, Vuse, blu e-cigarettes, vapes, vape pens, e-cigars, e-hookahs, hookah pens, mods, etc.)

0 days

960 94%

1 or 2 days

| 1%

3 or 5 days

| 1%

6 to 9 days

| 1%

10 to 19 days

| 1%

20 to 29 days

| 1%

All 30 days

| 1%

1018 respondents

**19.** During the past 30 days, how many days did you use marijuana (also called pot or weed)? Do not count CBD-only or hemp products, which come from the same plant as marijuana, but do not cause a high when used alone.

0 days

960 94%

1 or 2 days	1%
3 or 5 days	1%
6 to 9 days	1%
10 to 19 days	1%
20 to 29 days	0%
All 30 days	1%

1018 respondents

**20.** During the school year, I participated in alcohol, other drug or tobacco prevention activities or lessons.

Yes	310	30%
No	708	70%

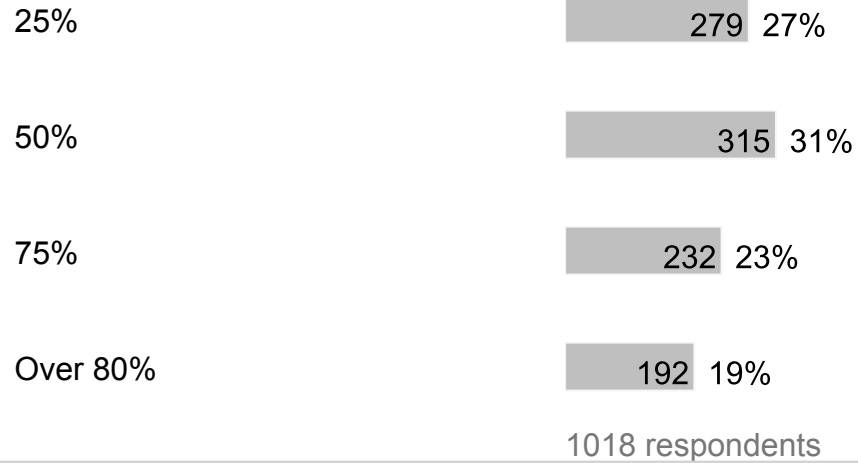
1018 respondents

**21.** I believe drinking alcohol is bad for your brain.

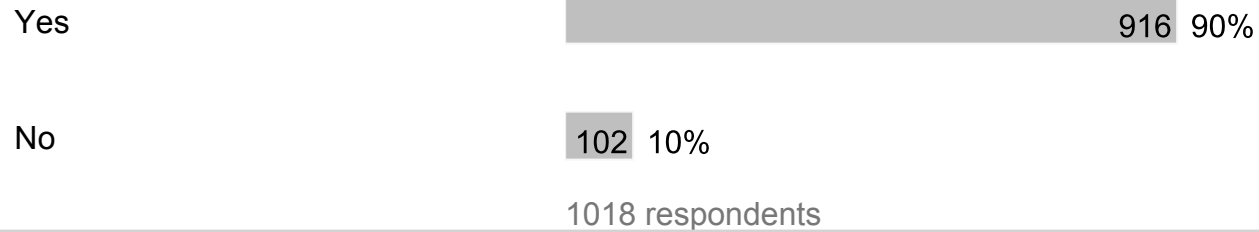
Yes	861	85%
No	157	15%

1018 respondents

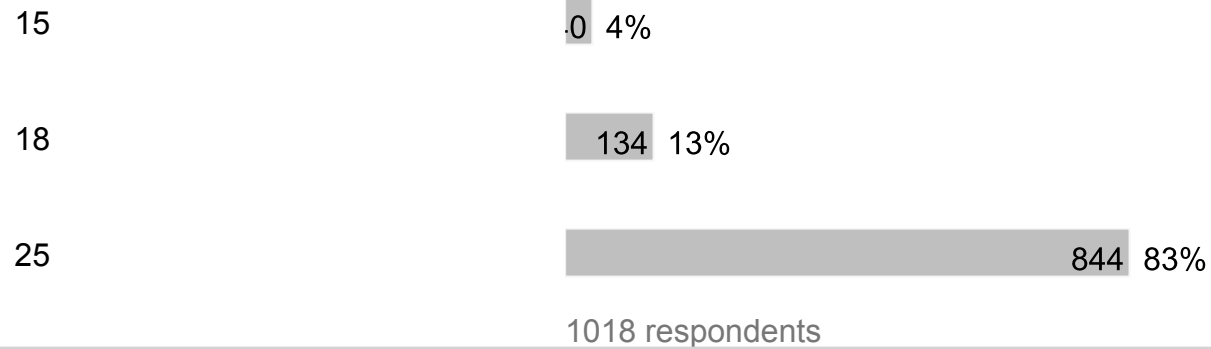
**22.** In your opinion, what percentage of Broward County students in grades 6 - 12 choose not to drink alcohol?




**23.** I believe using drugs are bad for your health.



**24.** At what age is a human brain fully developed?

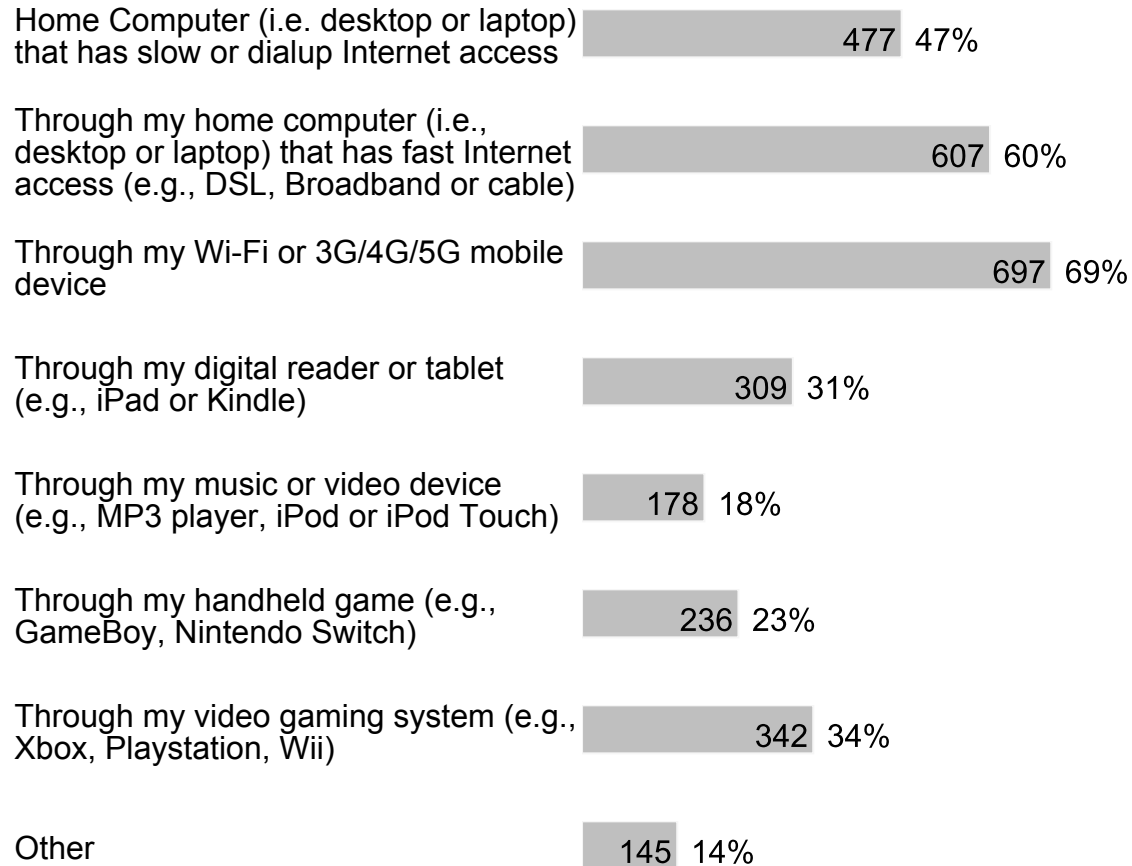


**25.** My school is clean and well-maintained.



## D. Section 3

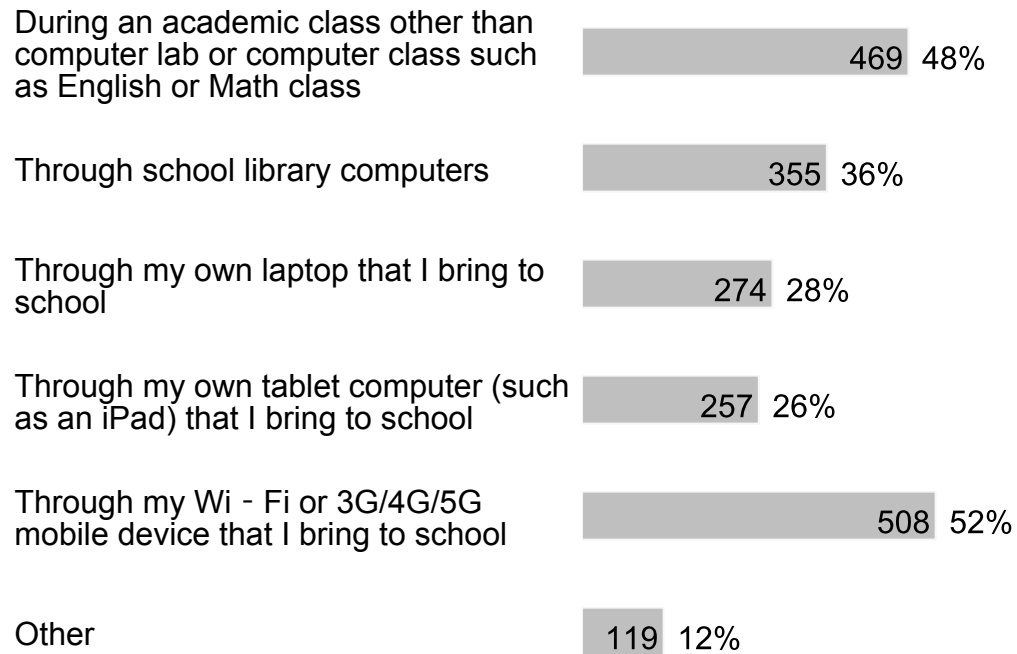
1. During a typical week, I have access to the internet at home in the following ways (check all that apply):



1005 respondents

2. During a typical school day, I have access to the internet at school in the following ways (check all that apply):

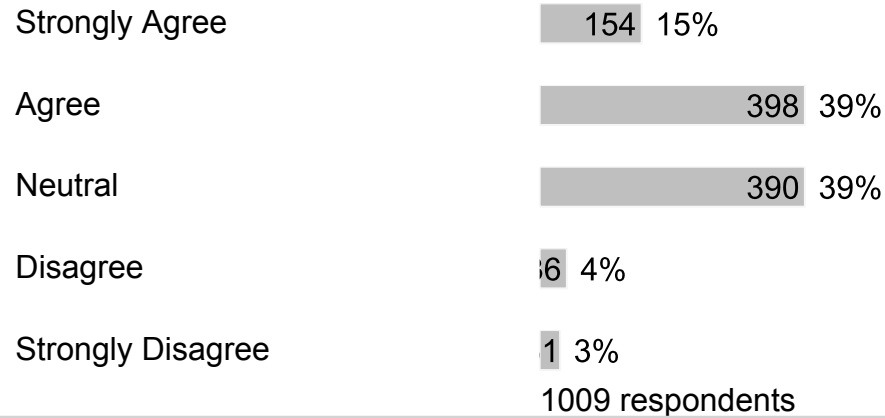




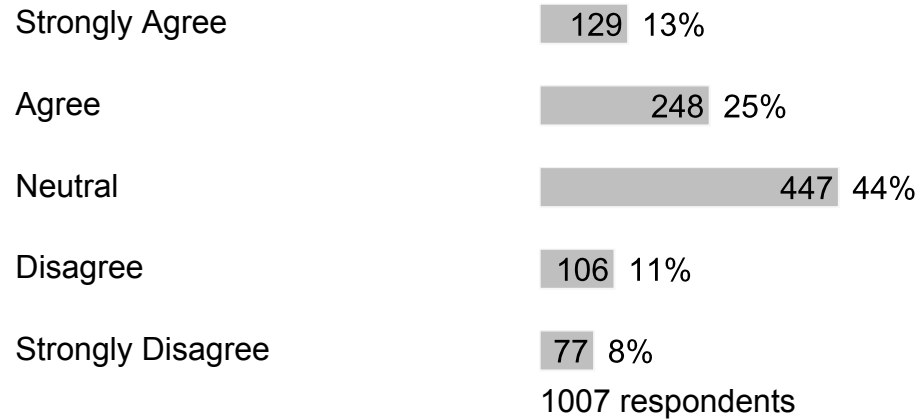
973 respondents

## E. Section 4

### 1. My school provides sufficient material resources (books, supplies, technology, etc.) to meet my needs.



### 2. I would recommend my school to my friends.



## F. Section 5

### 1. If I have a problem, I know who I can go to for help.

Strongly Agree	176	17%
Agree	361	36%
Neutral	375	37%
Disagree	57	6%
Strongly Disagree	0	4%

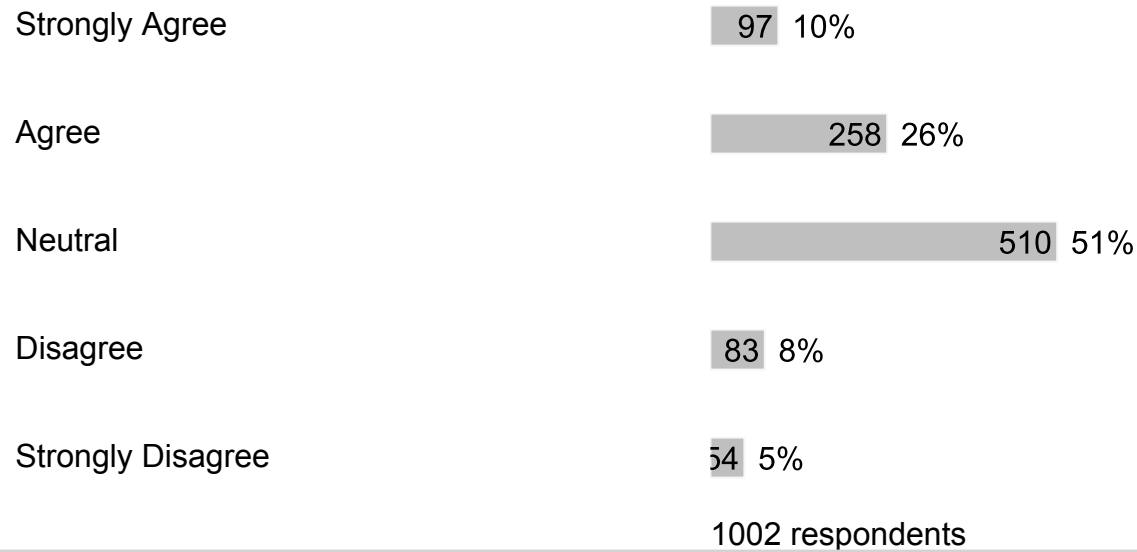
1009 respondents

### 2. In my school, students treat adults with respect.

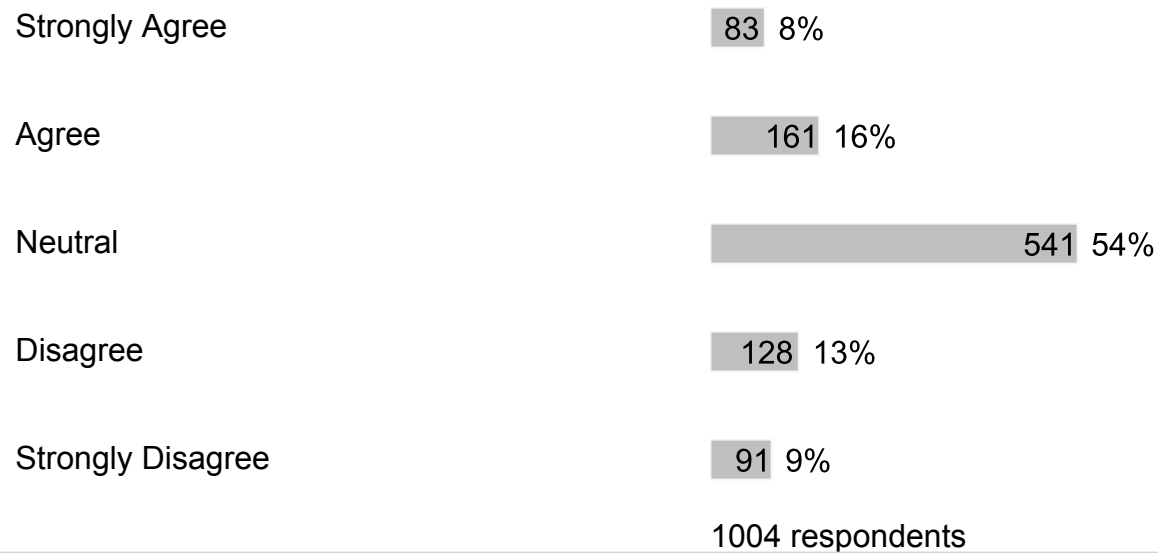
Strongly Agree	84	8%
Agree	189	19%
Neutral	533	53%
Disagree	128	13%
Strongly Disagree	71	7%

1005 respondents


**3. In my school, adults treat students with respect.**




**4. In my school, students treat each other with respect.**



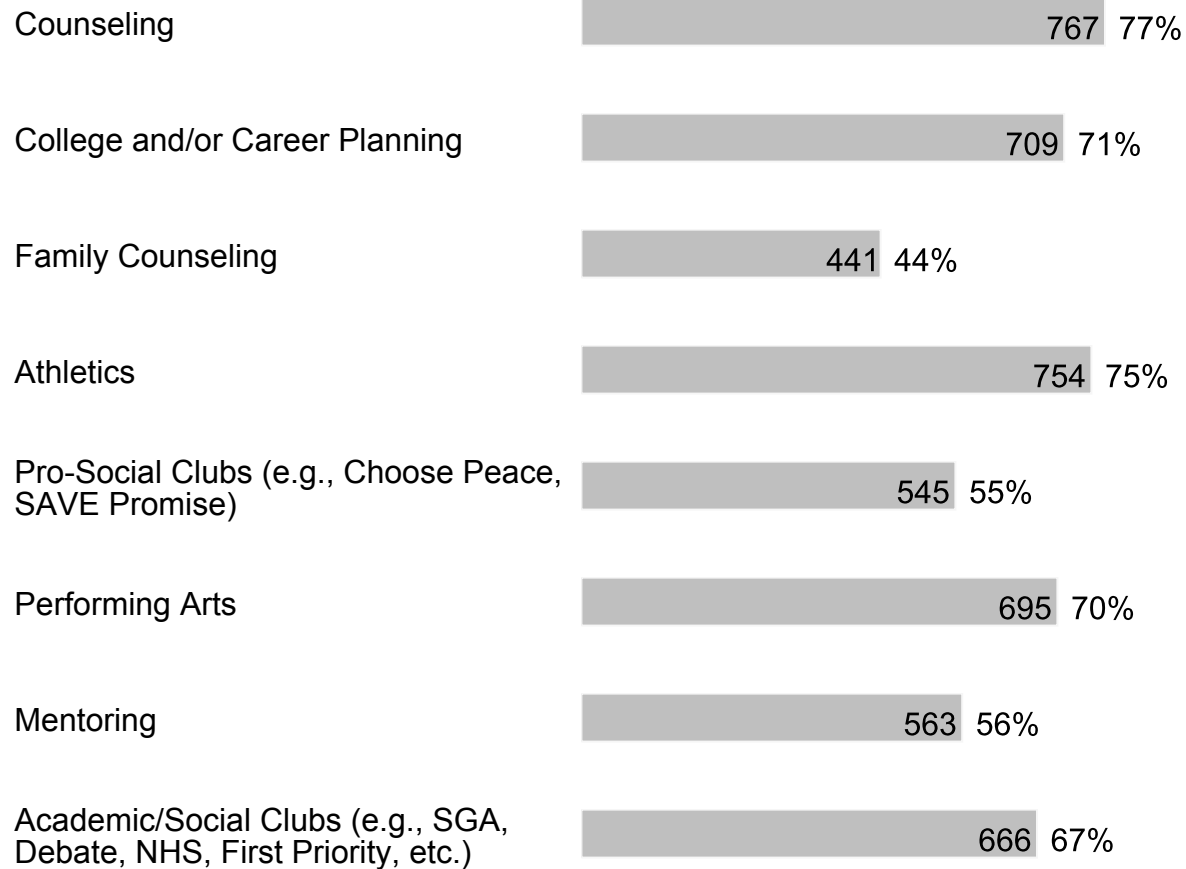
**5. My school provides me the support that I need.**

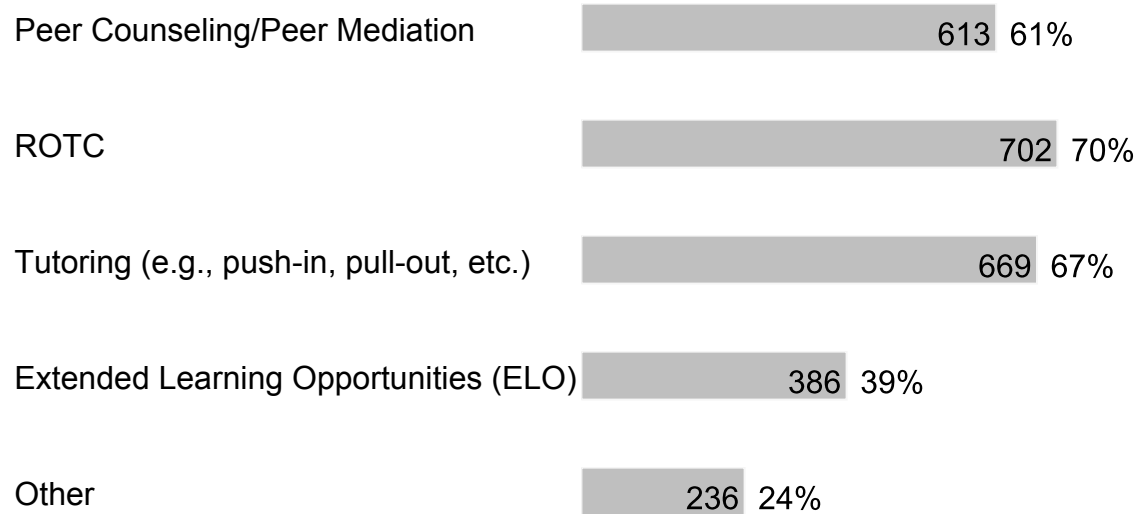




1000 respondents

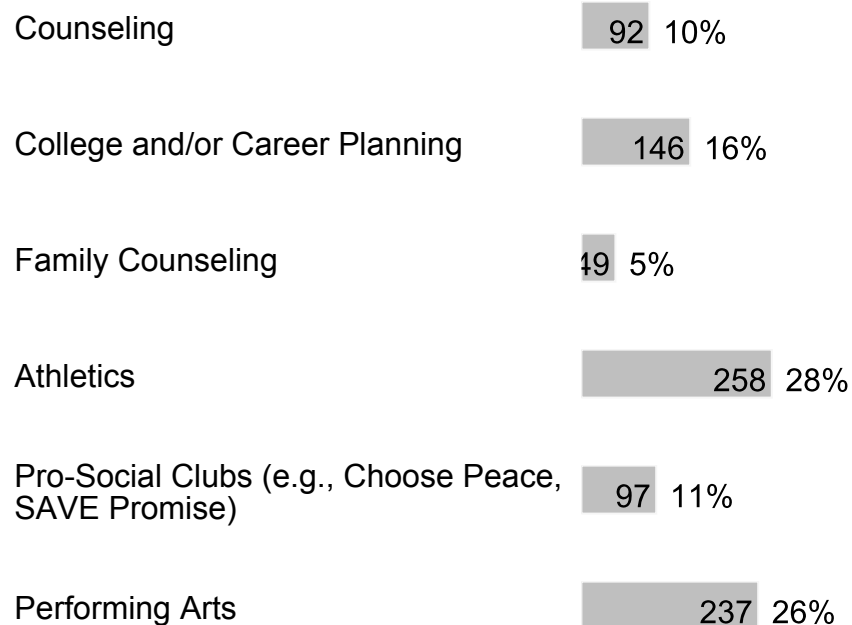
**6. At my school, the following programs/services are available (check all that apply):**

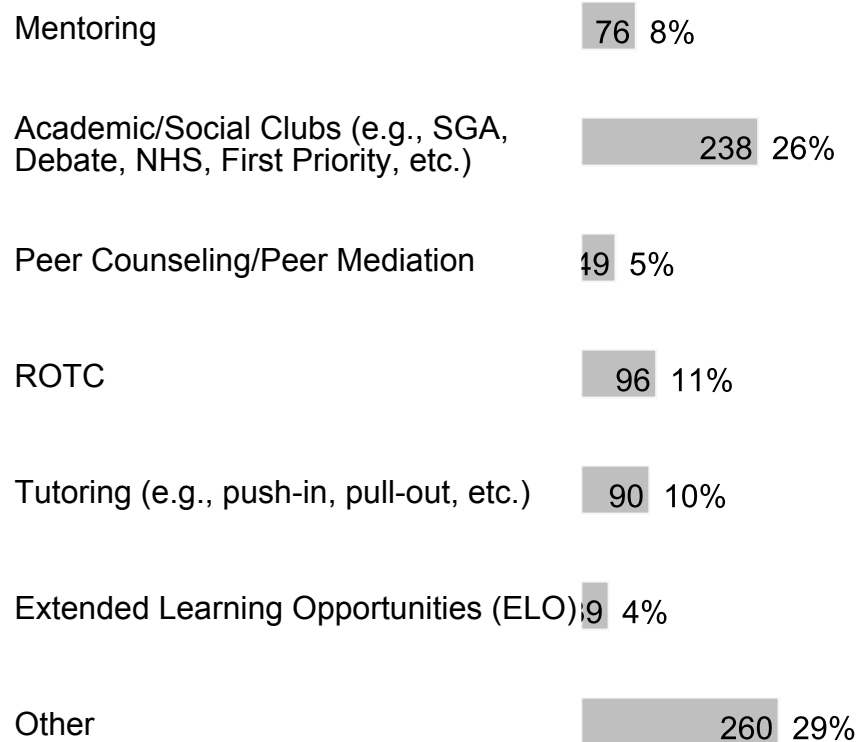




1000 respondents

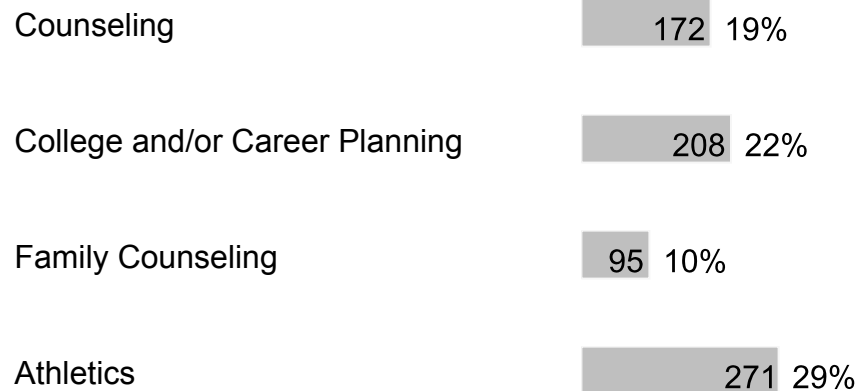
7. At my school, I participate in the following programs/services (check all that apply):





907 respondents

**8.** These are the programs/services at my school that I value most or would value if they were available at my school (check all that apply):



Pro-Social Clubs (e.g., Choose Peace, SAVE Promise)	116	13%
Performing Arts	197	21%
Mentoring	119	13%
Academic/Social Clubs (e.g., SGA, Debate, NHS, First Priority, etc.)	205	22%
Peer Counseling/Peer Mediation	93	10%
ROTC	100	11%
Tutoring (e.g., push-in, pull-out, etc.)	128	14%
Extended Learning Opportunities (ELO)	88	10%
Other	357	39%

925 respondents

**9. I am friends with other students at this school.**

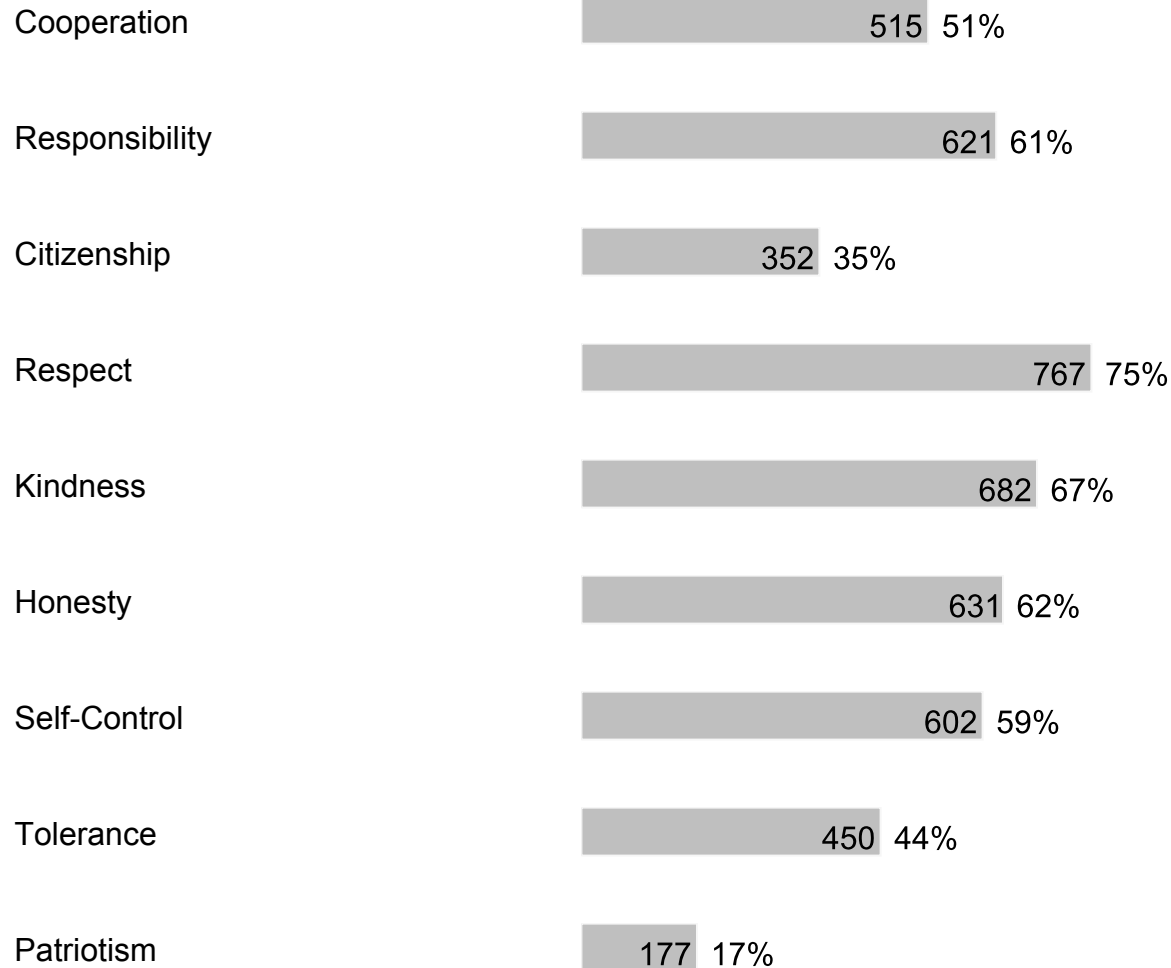
Strongly Agree	323	32%
Agree	401	39%
Neutral	249	24%

Disagree 3 2%

Strongly Disagree 7 3%

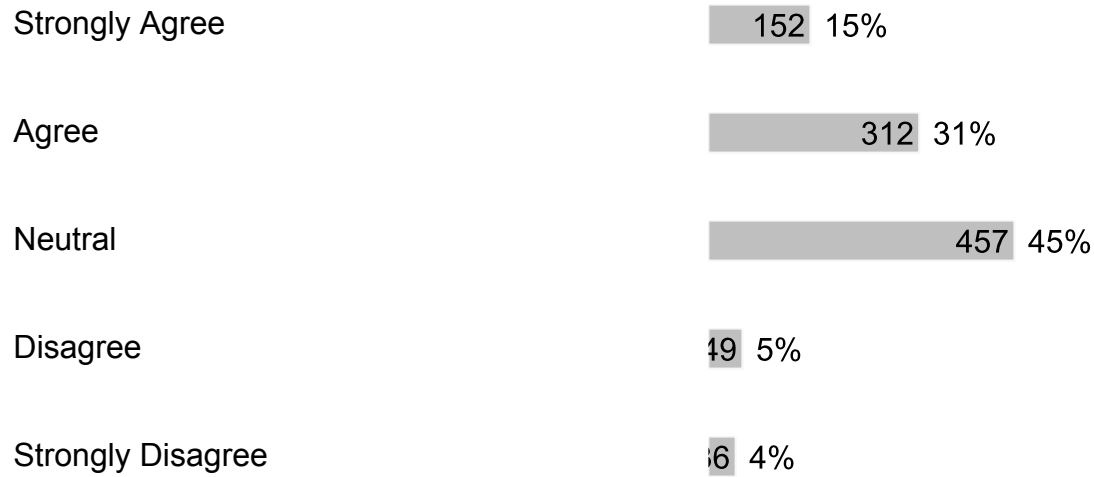
1018 respondents

**10. Which character traits do you value the most in yourself and others? (check all that apply)**




1018 respondents

**11. I receive acknowledgement and/or praise for my strengths or accomplishments by adults at my school.**



1006 respondents

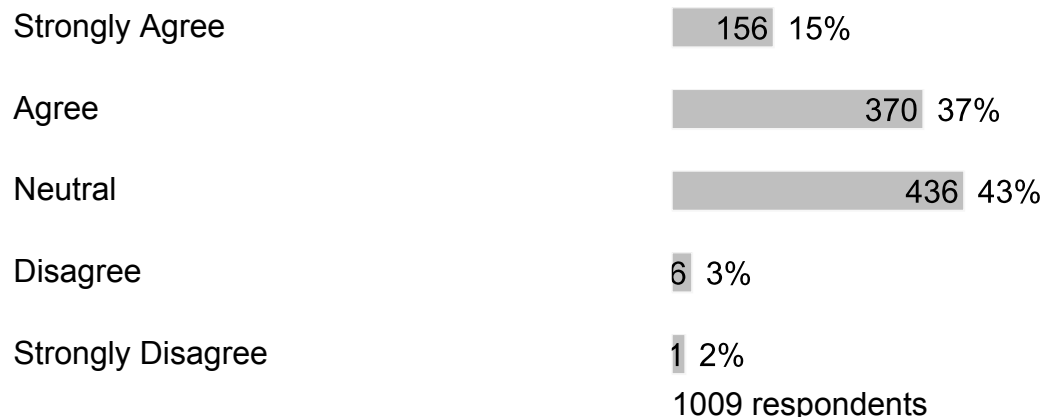
**12. I enjoy eating food prepared by the cafeteria.**



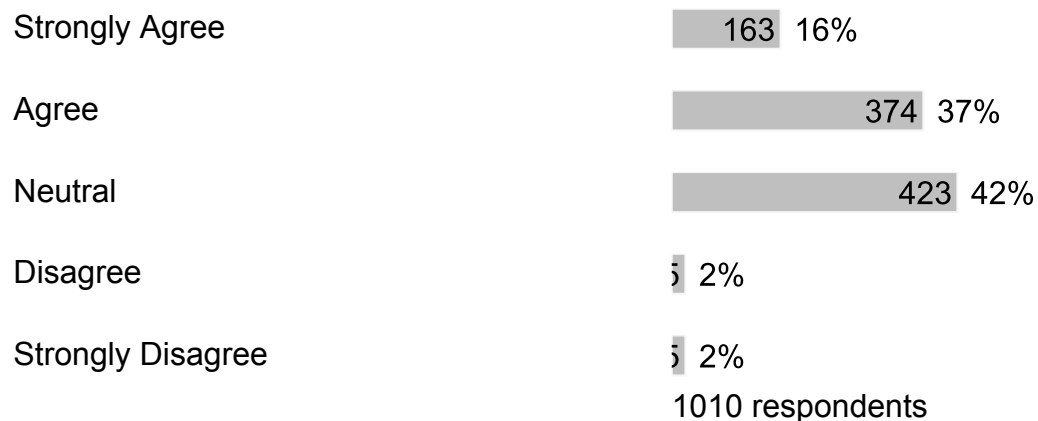
1018 respondents

## G. Section 6

1. In my school, a high-quality education is offered.



2. My school provides me with challenging curriculum, uses a variety of teaching methods and learning experiences to develop the skills I need to succeed.

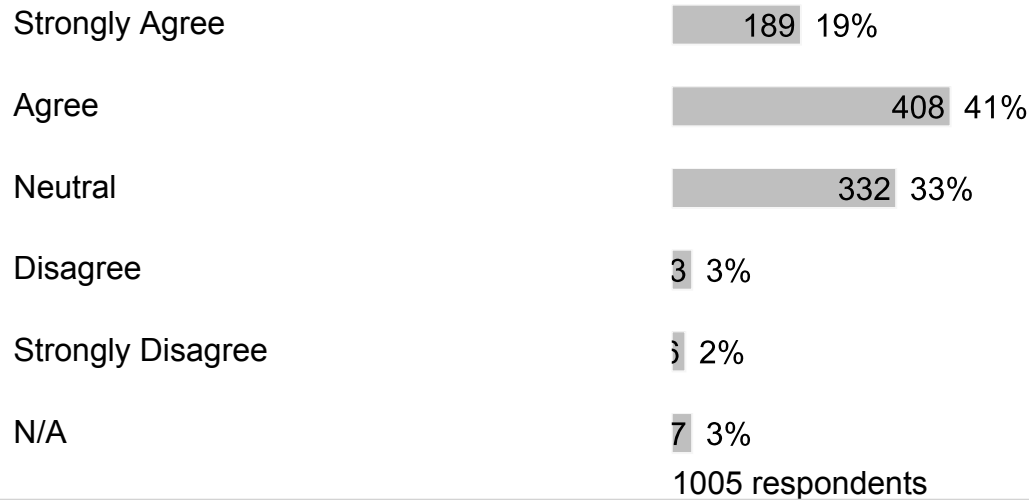


3. My school motivates me to set academic goals and learn new things.






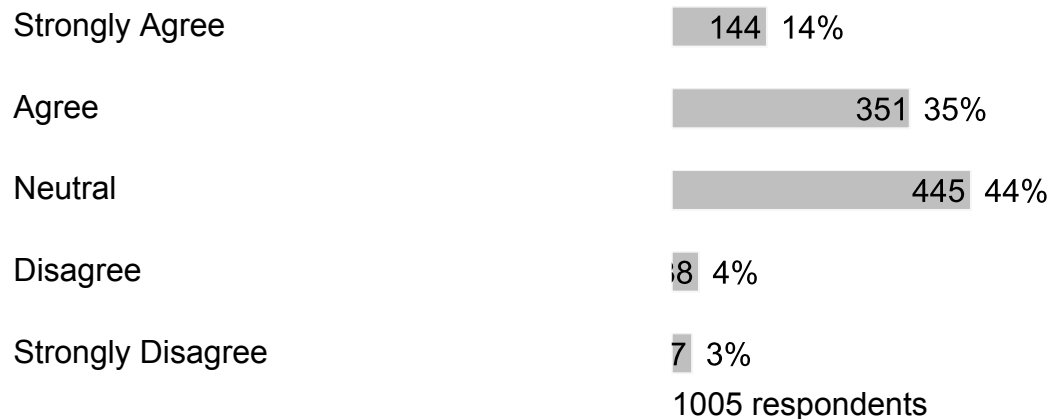
**4. My teachers use tests, projects, presentations, and portfolios to assess my understanding of what was taught.**



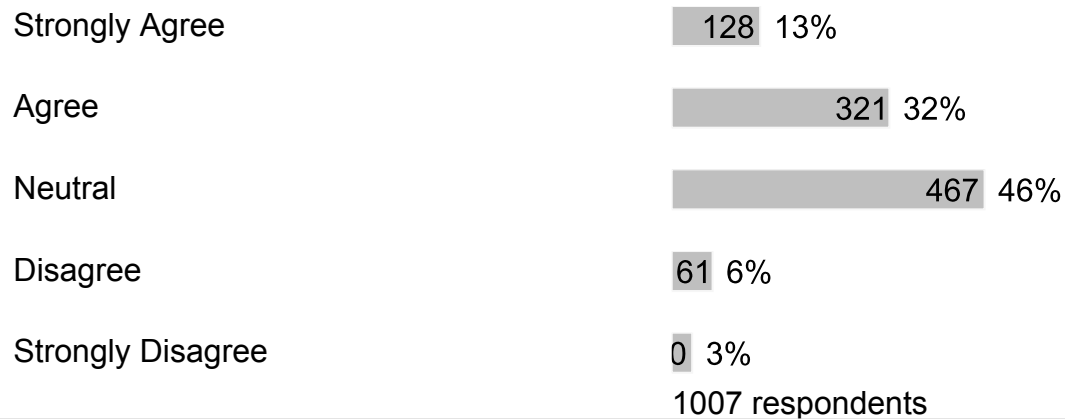
**5. My school prepares me for success in the next school year.**




**6. Lessons and materials in our school prepare us to be effective users of media and technology.**



**7. In class, students spend considerable amounts of time actively engaged in learning (such as solving problems, discussing ideas, creating their own work, reading, writing, speaking and researching).**




**8. My teachers effectively engage students in the classroom and encourage creative thinking.**



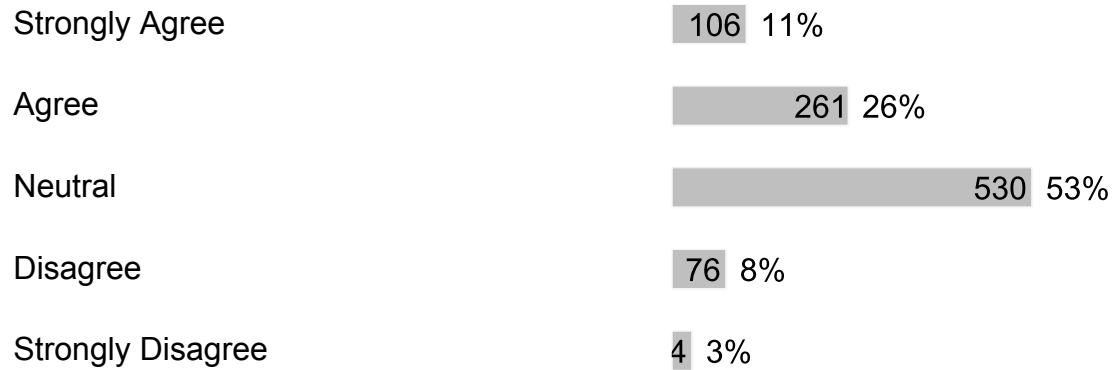
1007 respondents

**9. There are few distractions during class.**



1006 respondents

**10. Students are encouraged to work in groups regularly.**



1007 respondents

**11. Teachers are generally fair when it comes to grading student work.**



Strongly Disagree 48 5%  
1005 respondents

**12. I give class presentations or share my work with classmates.**

Strongly Agree 110 11%  
Agree 301 30%  
Neutral 506 50%  
Disagree 57 6%  
Strongly Disagree 4 3%  
1008 respondents

**13. I work on assignments that challenge me and/or take more than one class period to complete.**

Strongly Agree 158 16%  
Agree 370 37%  
Neutral 422 42%  
Disagree 2 3%  
Strongly Disagree 1 2%  
1006 respondents

**14. I complete meaningful homework to review what I learned in class and/or prepare for the next day's lesson.**

Strongly Agree 126 13%  
Agree 323 32%  
Neutral 460 46%

Disagree 61 6%

Strongly Disagree 4 3%

1004 respondents

**15. I receive feedback about my work that helps me better understand what I'm learning.**

Strongly Agree 132 13%

Agree 289 29%

Neutral 494 49%

Disagree 61 6%

Strongly Disagree 7 3%

1003 respondents

**16. I am provided opportunities to correct or improve my work.**

Strongly Agree 137 14%

Agree 334 33%

Neutral 458 46%

Disagree 2 4%

Strongly Disagree 3 3%

1004 respondents

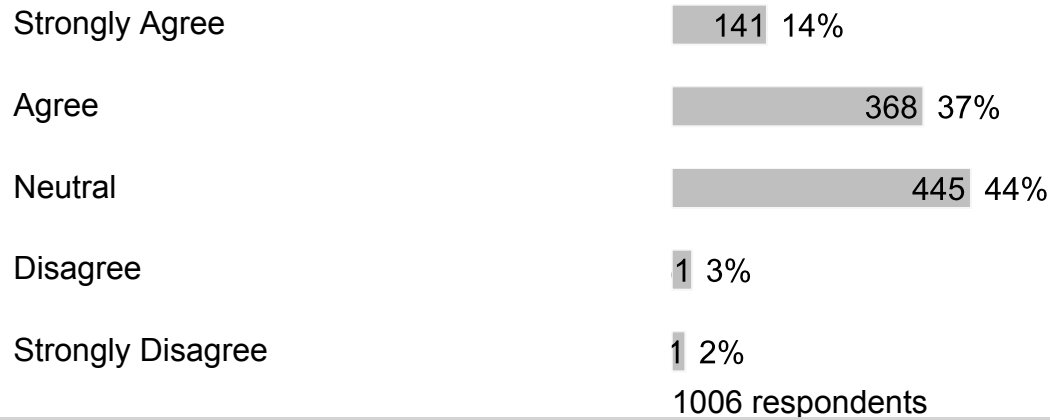
**17. I am provided opportunities to participate in class discussions and activities.**

Strongly Agree 147 15%

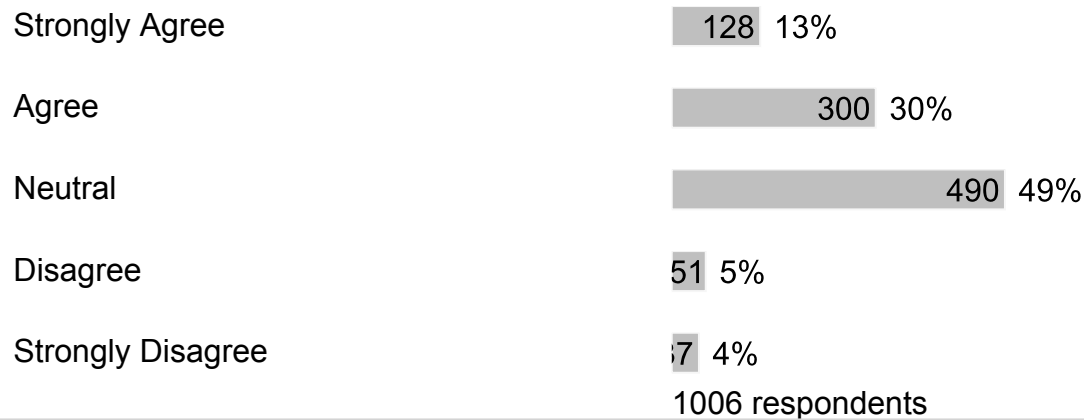
Agree 385 38%



**18. My teachers explain their expectations so I can be successful.**




**19. My teachers provide me with information about how well I am doing in school.**

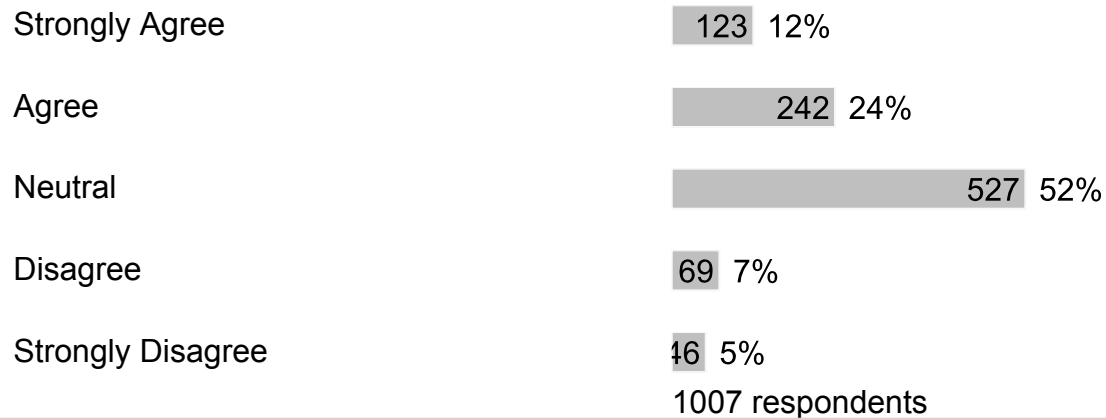


**20. Teachers regularly post information online or send home a newsletter.**






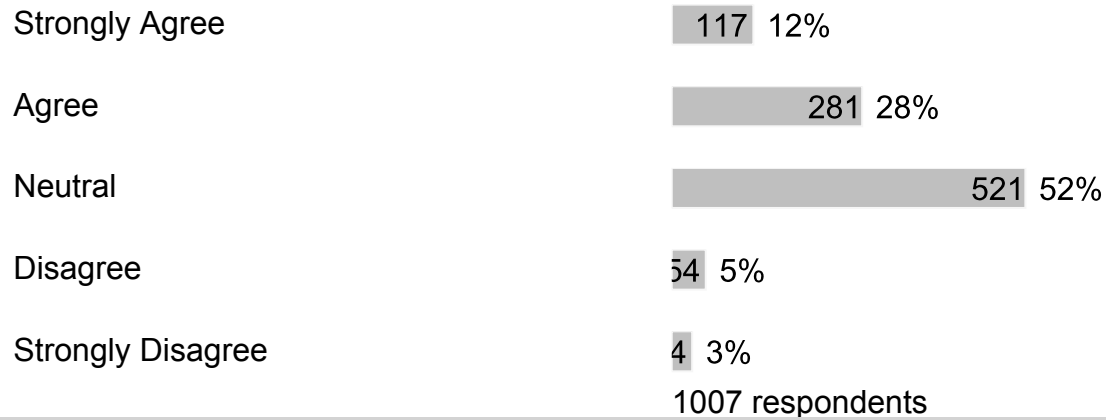
**21. My teachers keep my family informed of my academic progress.**



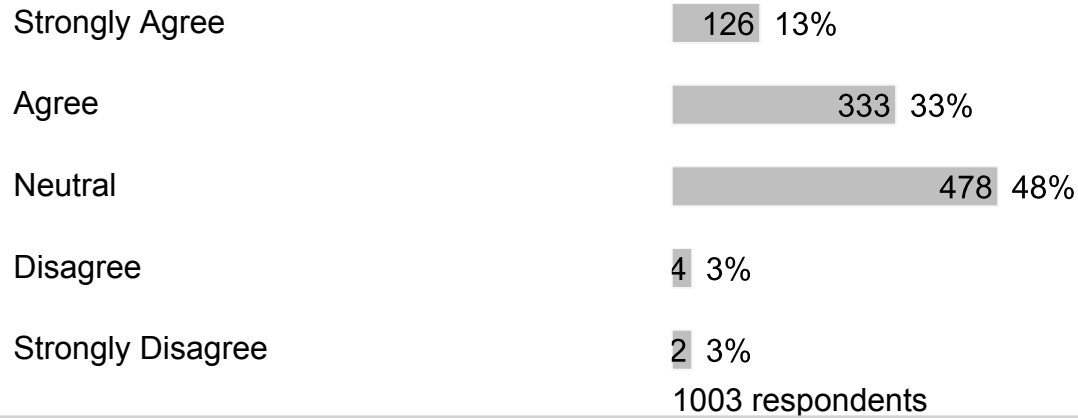
**22. My school considers students' opinions when changing rules/policies and planning ways to improve the school.**




**23. My school shares information about school success with my community.**



**24. Our school uses different ways to communicate what is happening to parents and students.**



**25. My school focuses on Customer Service (greeting with a smile and responding to questions and concerns within one business day).**



1007 respondents

## H. Section 7

1. What else would you like to tell us about your school?

Free form text answers are available in the exported CSV report