

# BCPS STUDENT (Grades 6-12) CUSTOMER SURVEY 2025

---

run on 09/24/2025





# BCPS STUDENT (Grades 6-12) CUSTOMER SURVEY 2025

run on 09/24/2025

Custom Survey

1 survey(s) 722 response(s)

## Report Filters

**School:**  
N/A

**Race:**  
N/A

**Grade:**  
N/A

**Gender:**  
N/A

**Ethnicity:**  
N/A

**Tag:**  
N/A

## BCPS STUDENT (Grades 6-12) CUSTOMER SURVEY 2025

### Demographics

Number of Responses | Percentages of Total Responses

#### 1. Gender

Male	374	52%
Female	330	46%
Prefer not to answer	7	2%

721 respondents

#### 2. Race

American Indian or Alaska Native	1	1%
Asian	3	2%
Black or African American	211	31%
Native Hawaiian or Other Pacific Islander	1	1%
White	251	37%

Multiracial 59 9%

Other 133 20%

682 respondents

### 3. Ethnicity

Hispanic 396 63%

Non-Hispanic or Latino 176 28%

Prefer not to answer 60 9%

632 respondents

### 4. Grade

Grade 6 0%

Grade 8 0%

Grade 9 209 29%

Grade 10 236 33%


Grade 11 174 24%

Grade 12 99 14%


722 respondents

## C. Section 2

### 1. I feel safe at my school.



### 2. I feel safe getting to and from my school.



3. \*Note: Remember, this survey is anonymous, please report any bullying concerns to a trusted adult at your school. The next 10 questions ask about bullying. Bullying is when 1 or more students tease, threaten, spread rumors about, hit, shove, or hurt another student over and over again. It is not bullying when 2 students of about the same strength or power argue, fight or tease each other in a friendly way. During the past 12 months, have you ever been bullied on school property?

Yes 70 10%

No 652 90%

722 respondents

4. The primary location on school property where I was bullied during the last 12 months was:

On the school bus 1%

In the classroom 2 3%

In the cafeteria 1%

In the hallway 1 2%

In the restroom 1%

Other school area 1 2%

Does not apply to me 656 91%

719 respondents


5. During the past 12 months, have you ever been electronically bullied? (Count being bullied through texting, Instagram, TikTok, Snapchat or other social media.)

Yes 40 6%

No 682 94%

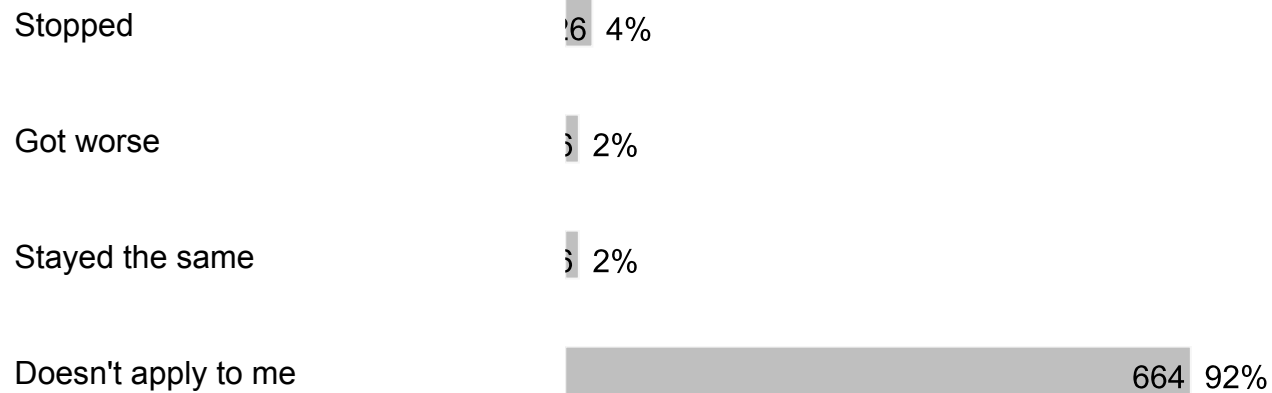
722 respondents

**6. After I was bullied, I:**



722 respondents

**7. After I told an adult at school about being bullied, the bullying:**



722 respondents

**8. A teacher or another adult at school taught our class about what bullying is this school year.**

Yes 451 62%

No 271 38%

722 respondents

**9. I think bullying is wrong.**

Strongly Agree 346 48%

Agree 232 32%

Neutral 111 15%

Disagree 4 2%

Strongly Disagree 9 3%

722 respondents

**10. I know different ways to intervene or help if bullying were occurring or going to occur.**

Strongly Agree 120 17%

Agree 276 38%

Neutral 282 39%

Disagree 6 4%

Strongly Disagree 3 2%

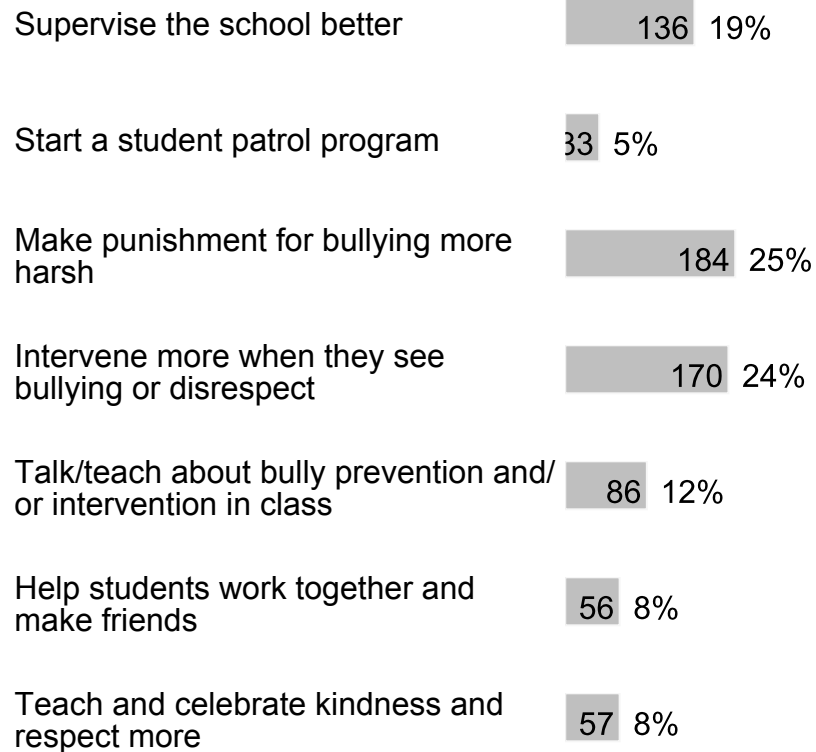
722 respondents

**11. I would intervene or help if another student was being bullied.**

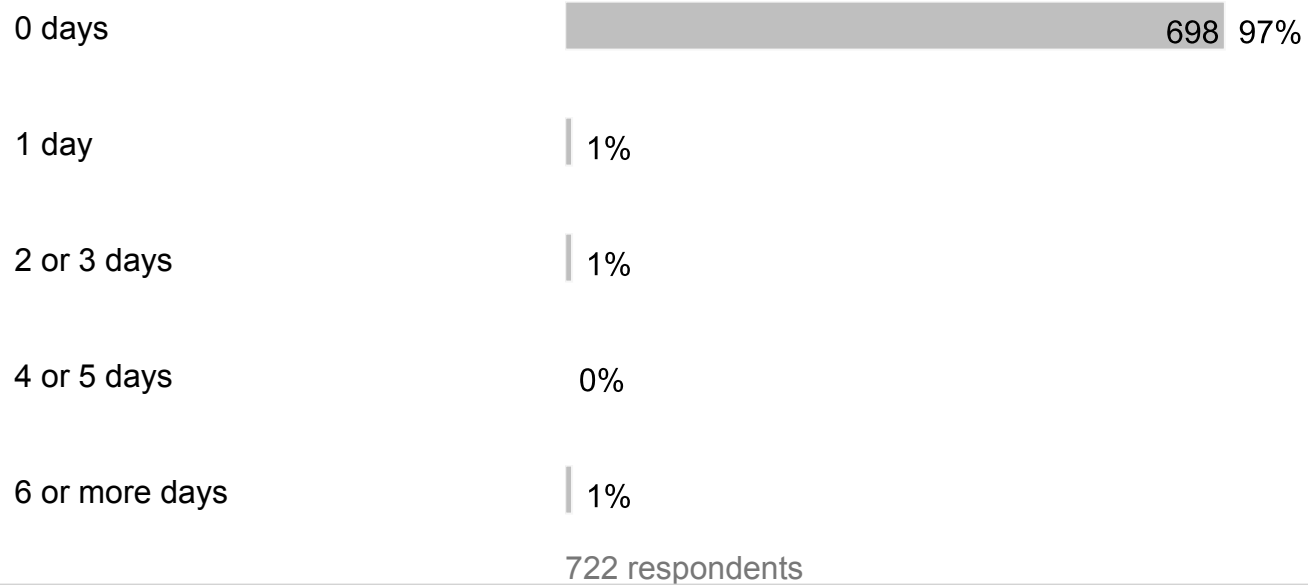
Strongly Agree 118 16%



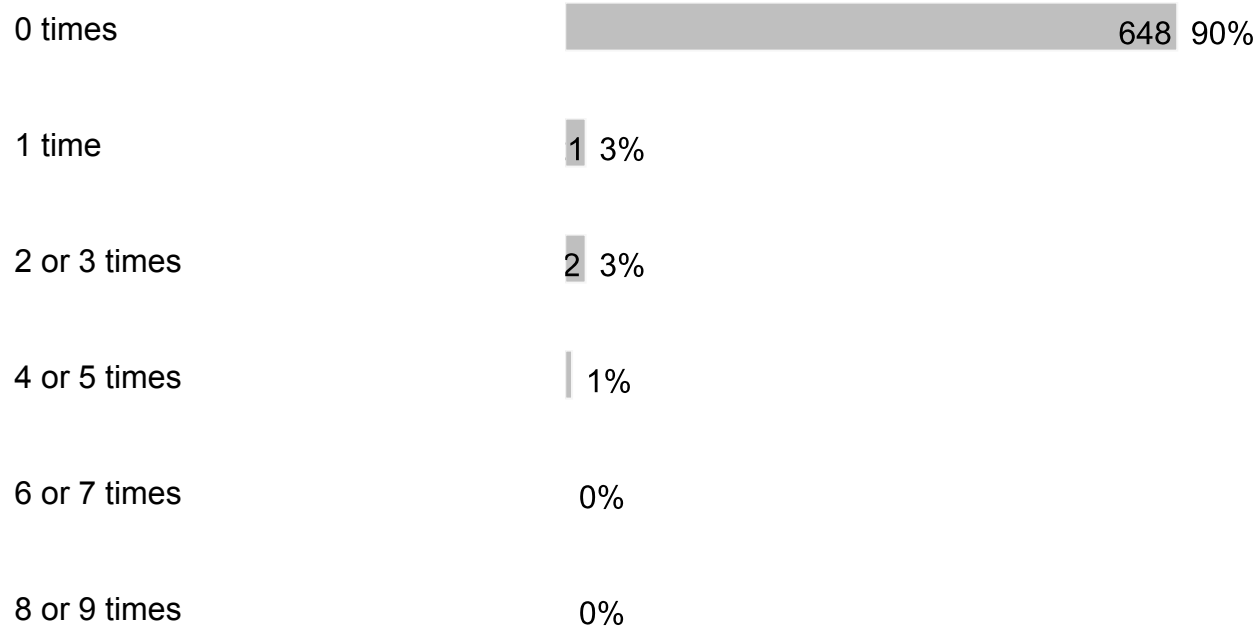
**12. What can adults do to help stop bullying at school?**



**13. During the past 30 days, how many days did you carry a weapon such as a gun, knife or club on school property?**



**14. During the past 30 days, how many times have you been threatened by another student at school?**



10 or 11 times | 1%

12 or more times | 2%

722 respondents

**15. During the past 12 months, how many times were you in a physical fight on school property?**

0 times | 668 93%

1 time | 2%

2 or 3 times | 1%

4 or 5 times | 1%

6 or 7 times | 1%

8 or 9 times | 0%

10 or 11 times | 0%

12 or more times | 2%

719 respondents

**16. During the past 12 months, how many times did someone you were dating or going out with physically hurt you on purpose? (Count such things as being hit, slammed into something or injured with an object or weapon.)**

I did not date or go out with anyone during the past 12 months 345 48%

0 times 325 45%

1 time 0 3%

2 or 3 times 1 2%

4 or 5 times 1 1%

6 or more times 7 2%

722 respondents

**17.** During the past 30 days, how many days did you have at least one drink of alcohol? (Alcohol includes drinking beer, wine, flavored alcoholic beverages and liquor such as rum, gin, vodka, whiskey, etc.) For the purpose of this question, drinking alcohol does not include drinking a few sips of wine for religious purposes.

0 days 673 93%

1 or 2 days 5 2%

3 or 5 days 1 1%

6 to 9 days 1 1%

10 to 19 days 1 1%

20 to 29 days 0%

All 30 days 1%

722 respondents

**18.** During the past 30 days, how many days did you use an electronic vapor product? (Electronic vapor products include JUUL, SMOK, Suorin, Vuse, blu e-cigarettes, vapes, vape pens, e-cigars, e-hookahs, hookah pens, mods, etc.)

0 days 687 95%

1 or 2 days 1%

3 or 5 days 1%

6 to 9 days 1%

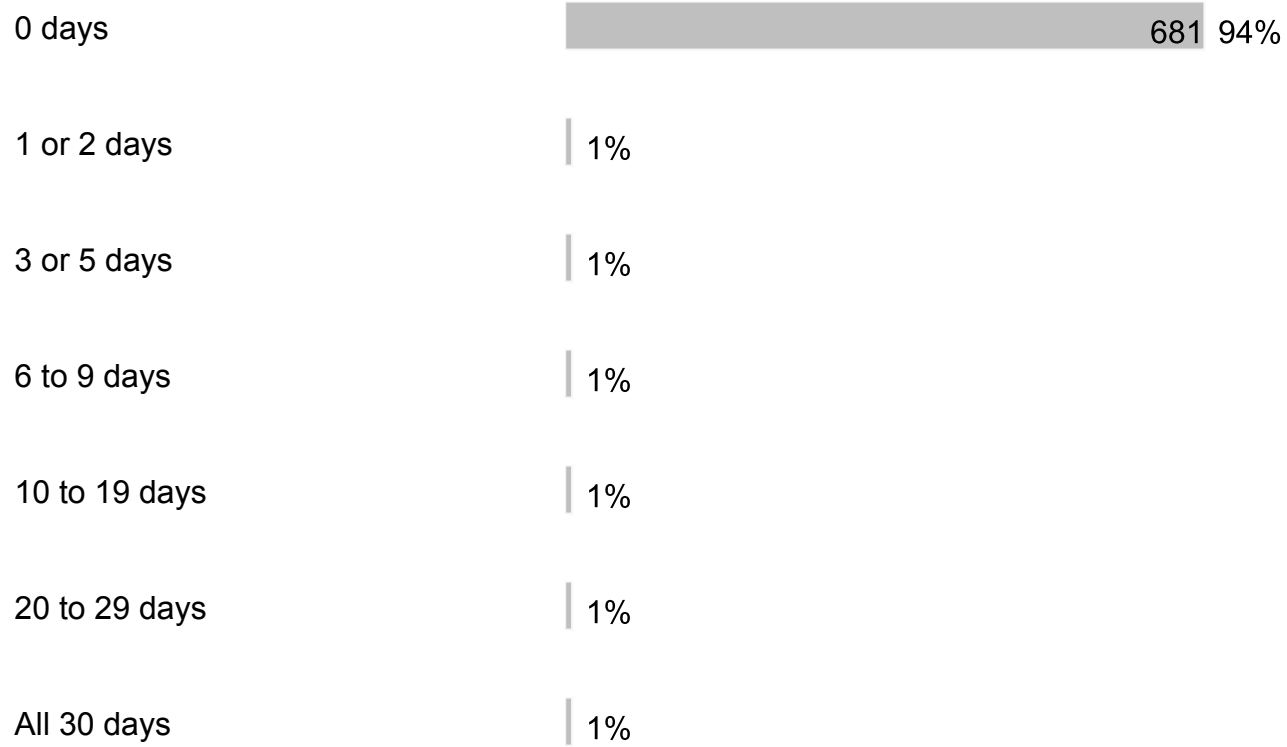
10 to 19 days 1%

20 to 29 days 1%

All 30 days 1%

722 respondents

**19.** During the past 30 days, how many days did you use marijuana (also called pot or weed)? Do not count CBD-only or hemp products, which come from the same plant as marijuana, but do not cause a high when used alone.




722 respondents

**20. During the school year, I participated in alcohol, other drug or tobacco prevention activities or lessons.**




722 respondents

**21. I believe drinking alcohol is bad for your brain.**



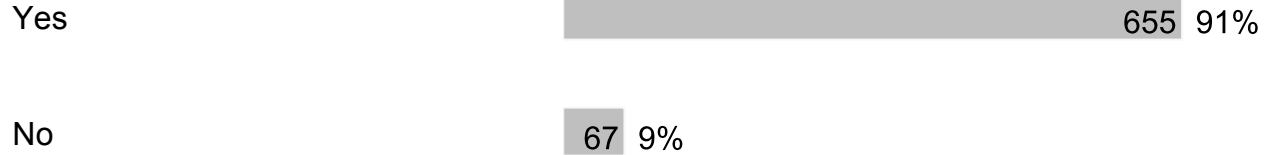
722 respondents

**22. In your opinion, what percentage of Broward County students in grades 6 - 12 choose not to drink alcohol?**



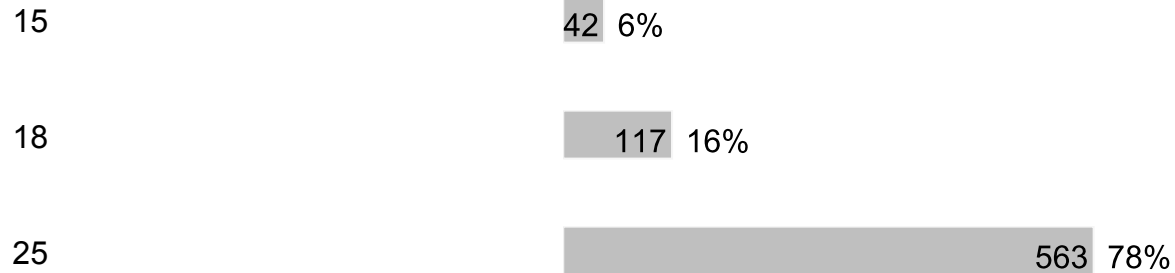
722 respondents

**23. I believe using drugs are bad for your health.**




722 respondents

**24. At what age is a human brain fully developed?**



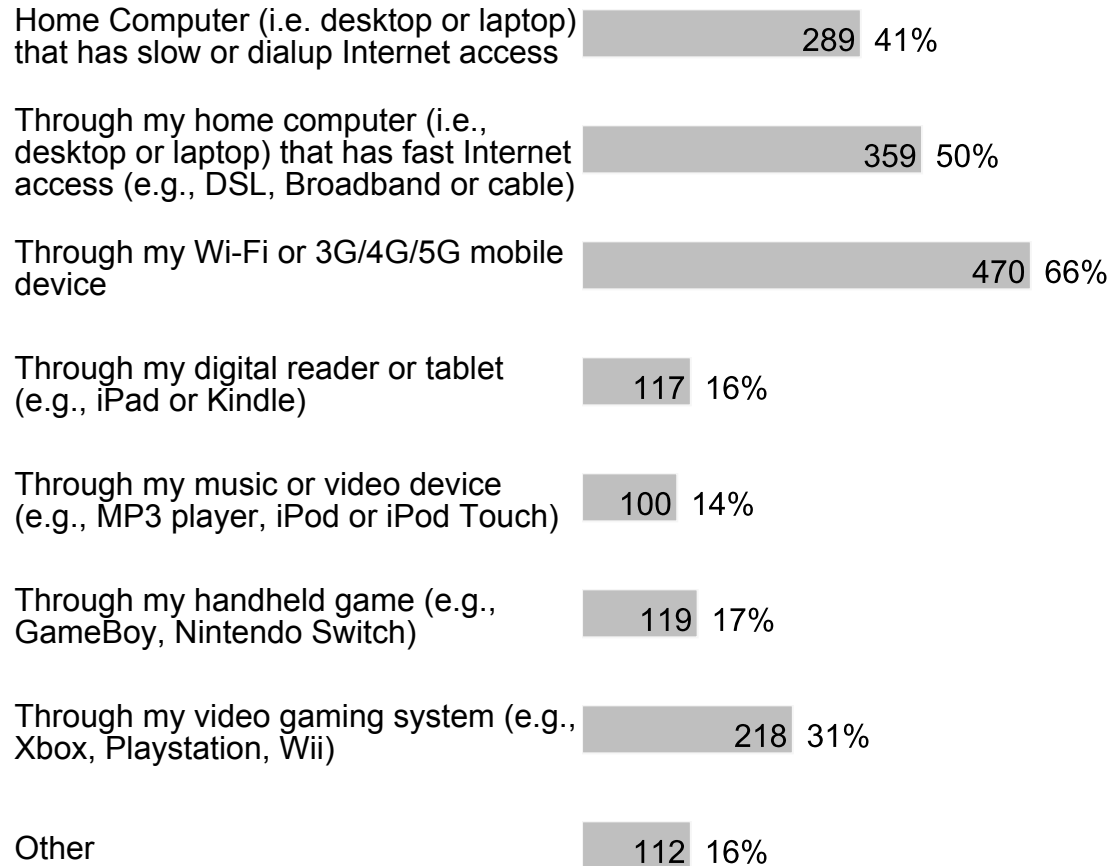
722 respondents

**25. My school is clean and well-maintained.**



## D. Section 3

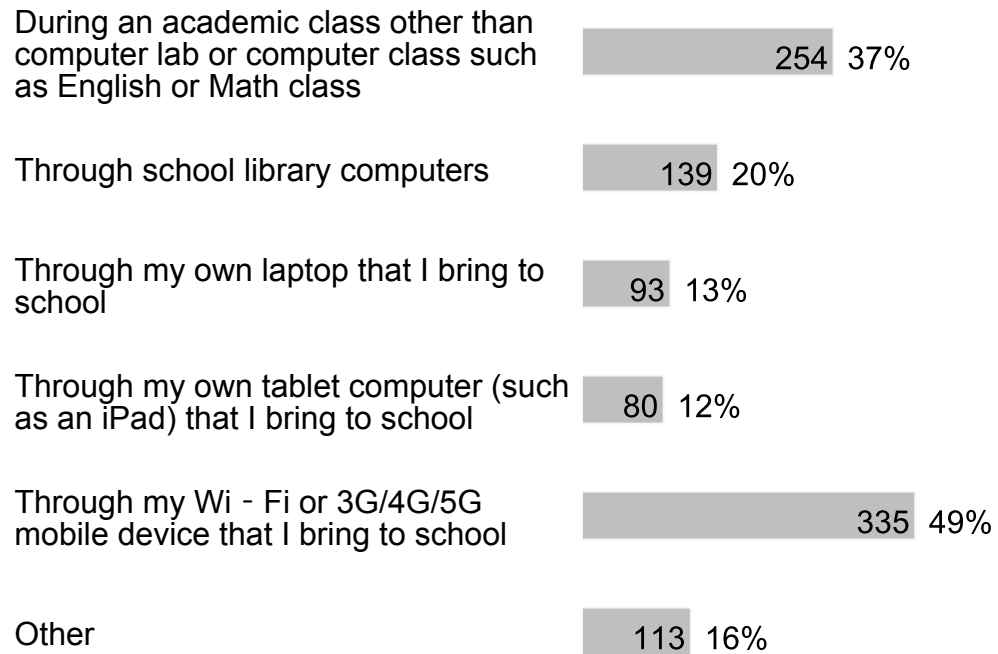
1. During a typical week, I have access to the internet at home in the following ways (check all that apply):



711 respondents

2. During a typical school day, I have access to the internet at school in the following ways (check all that apply):

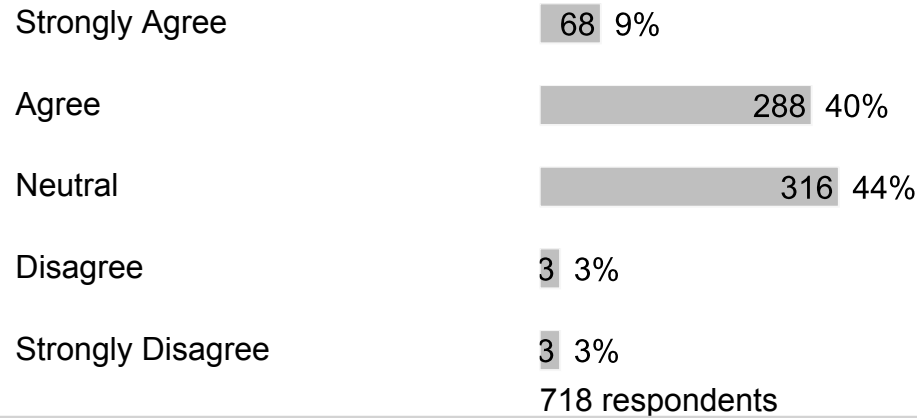




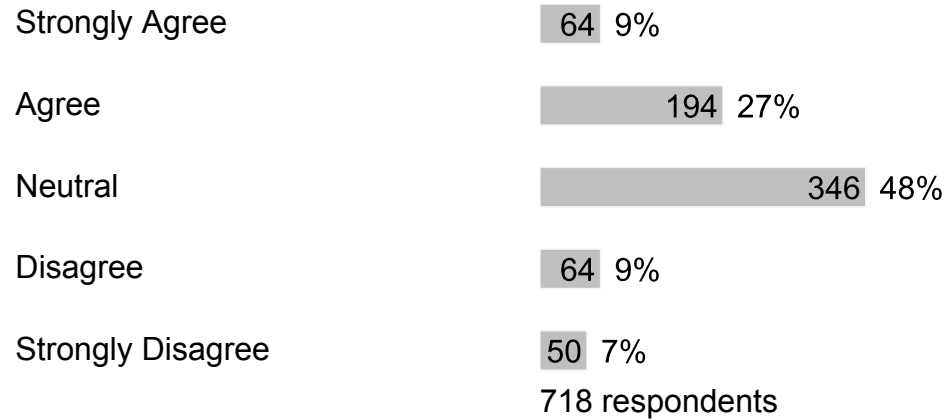
689 respondents

## E. Section 4

1. My school provides sufficient material resources (books, supplies, technology, etc.) to meet my needs.



2. I would recommend my school to my friends.



## F. Section 5

### 1. If I have a problem, I know who I can go to for help.

Strongly Agree	106	15%
Agree	261	36%
Neutral	287	40%
Disagree	38	5%
Strongly Disagree	6	4%

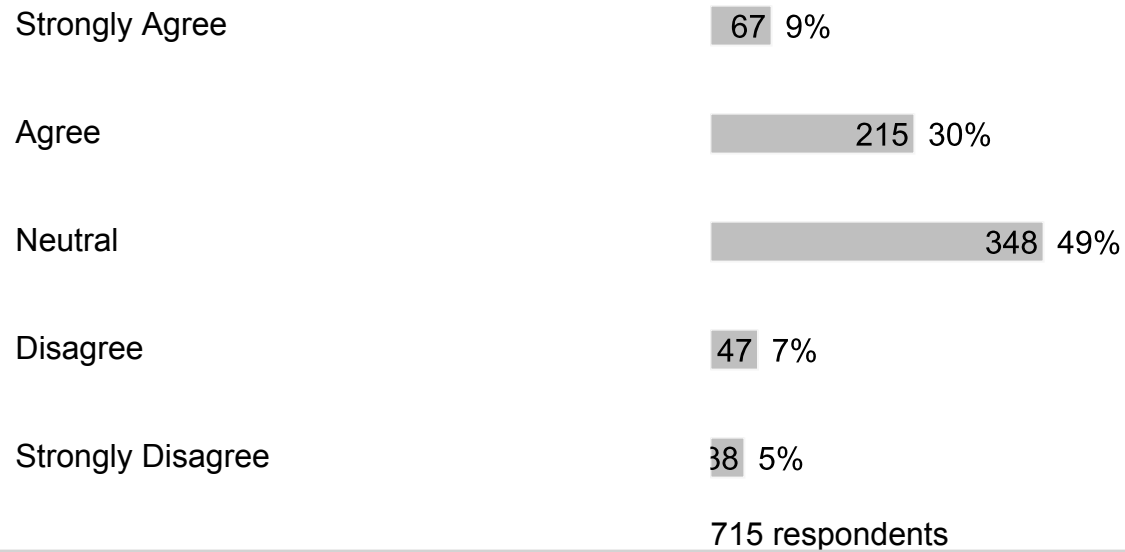
718 respondents

### 2. In my school, students treat adults with respect.

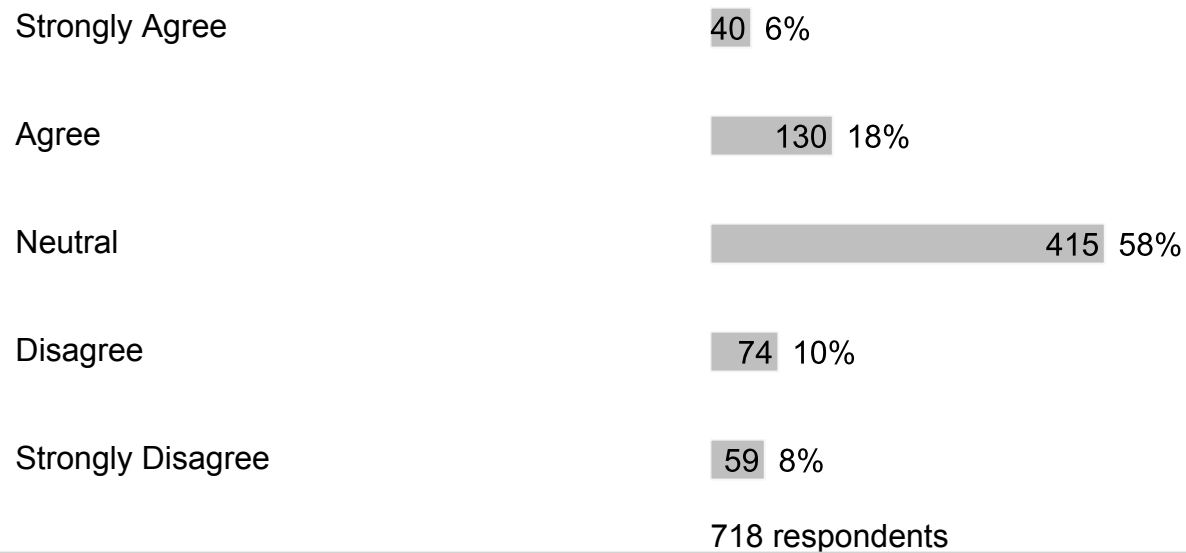
Strongly Agree	45	6%
Agree	170	24%
Neutral	383	53%
Disagree	73	10%
Strongly Disagree	45	6%

716 respondents

**3. In my school, adults treat students with respect.**




**4. In my school, students treat each other with respect.**



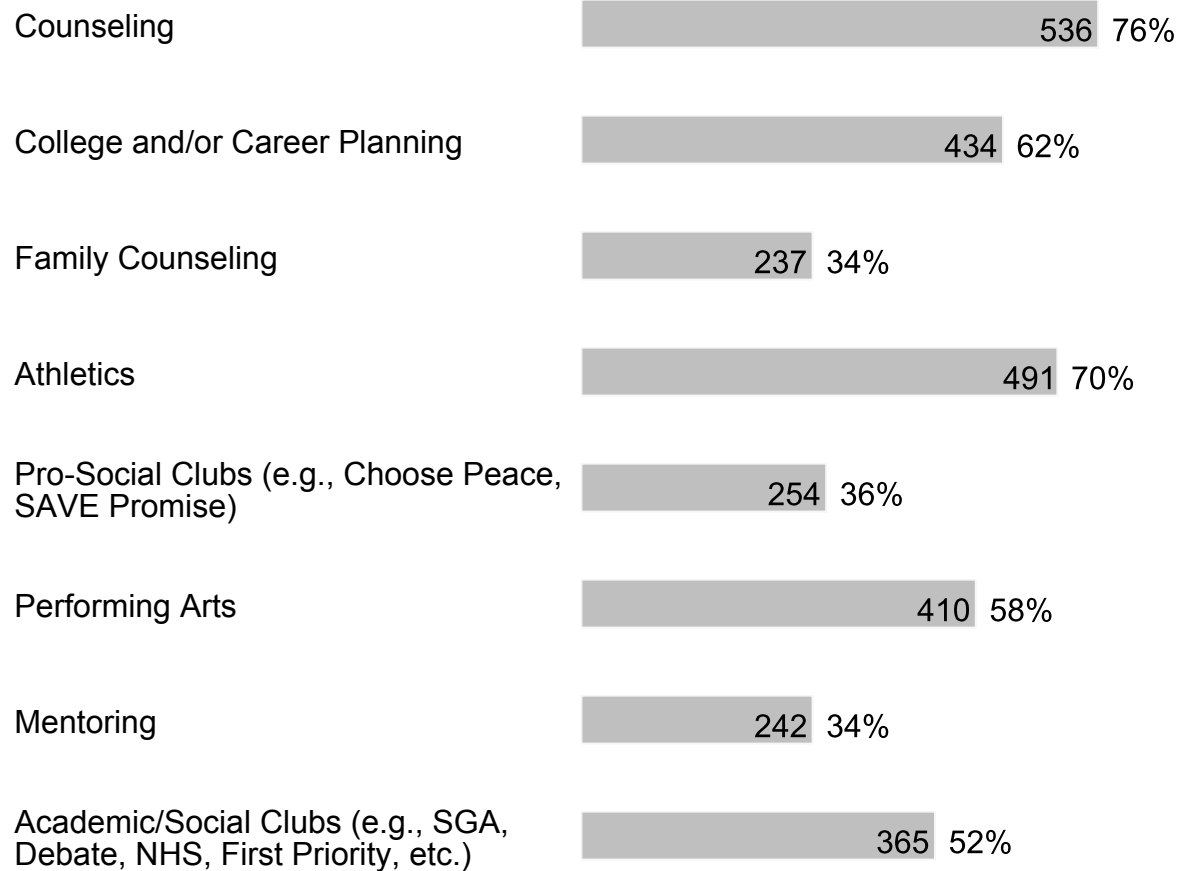
**5. My school provides me the support that I need.**

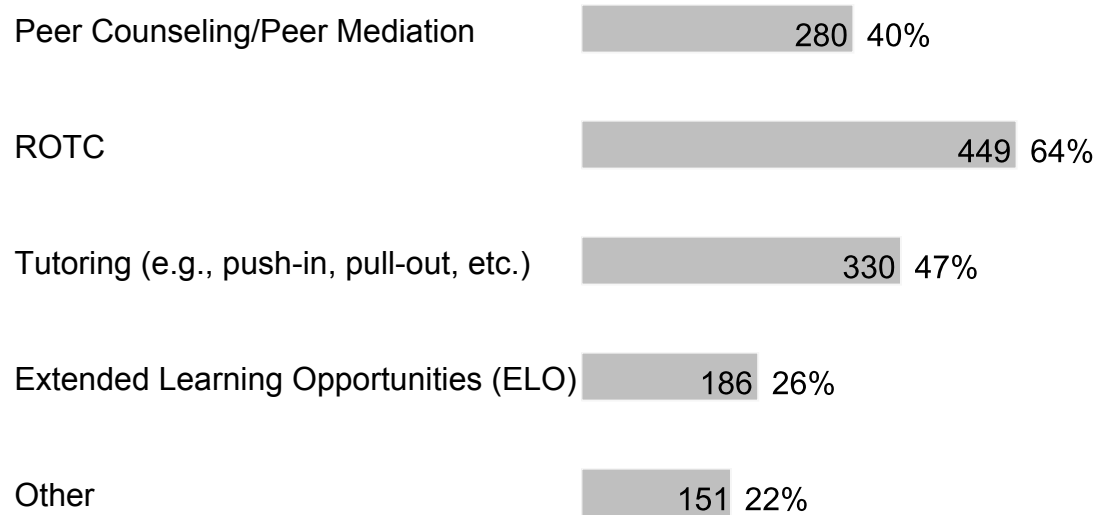




712 respondents

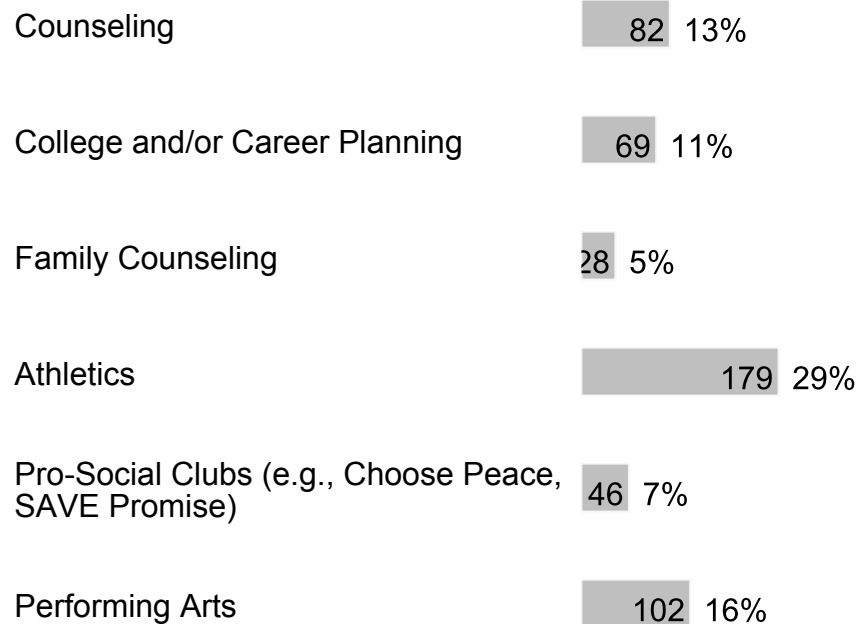
**6. At my school, the following programs/services are available (check all that apply):**

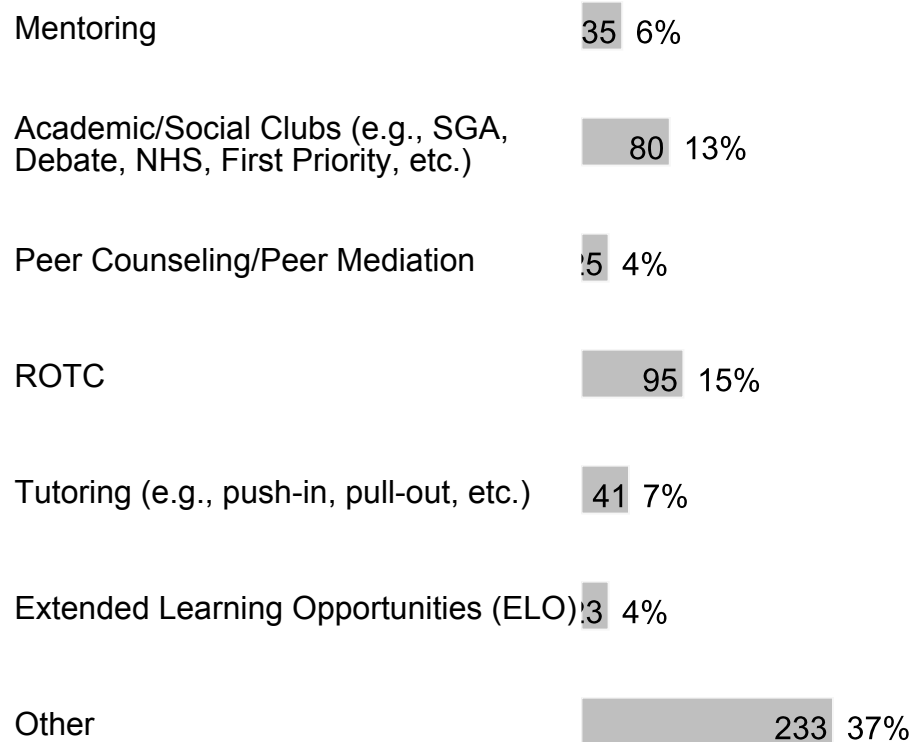




702 respondents

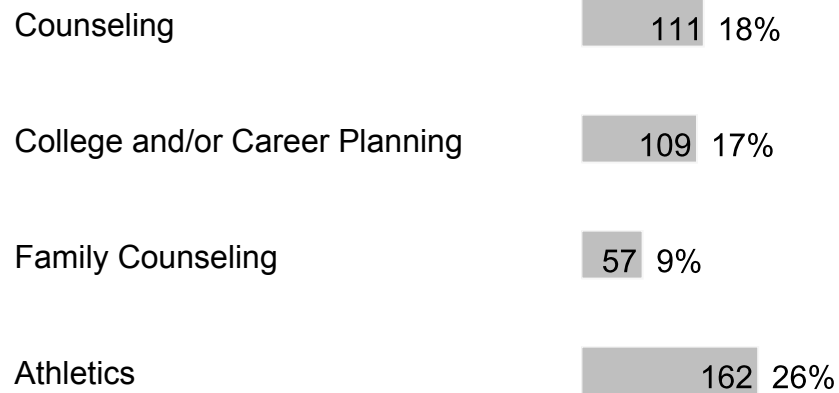
7. At my school, I participate in the following programs/services (check all that apply):





622 respondents

**8. These are the programs/services at my school that I value most or would value if they were available at my school (check all that apply):**



Pro-Social Clubs (e.g., Choose Peace, SAVE Promise)	52	8%
Performing Arts	107	17%
Mentoring	53	8%
Academic/Social Clubs (e.g., SGA, Debate, NHS, First Priority, etc.)	77	12%
Peer Counseling/Peer Mediation	45	7%
ROTC	81	13%
Tutoring (e.g., push-in, pull-out, etc.)	67	11%
Extended Learning Opportunities (ELO)	34	5%
Other	271	43%

631 respondents

**9. I am friends with other students at this school.**

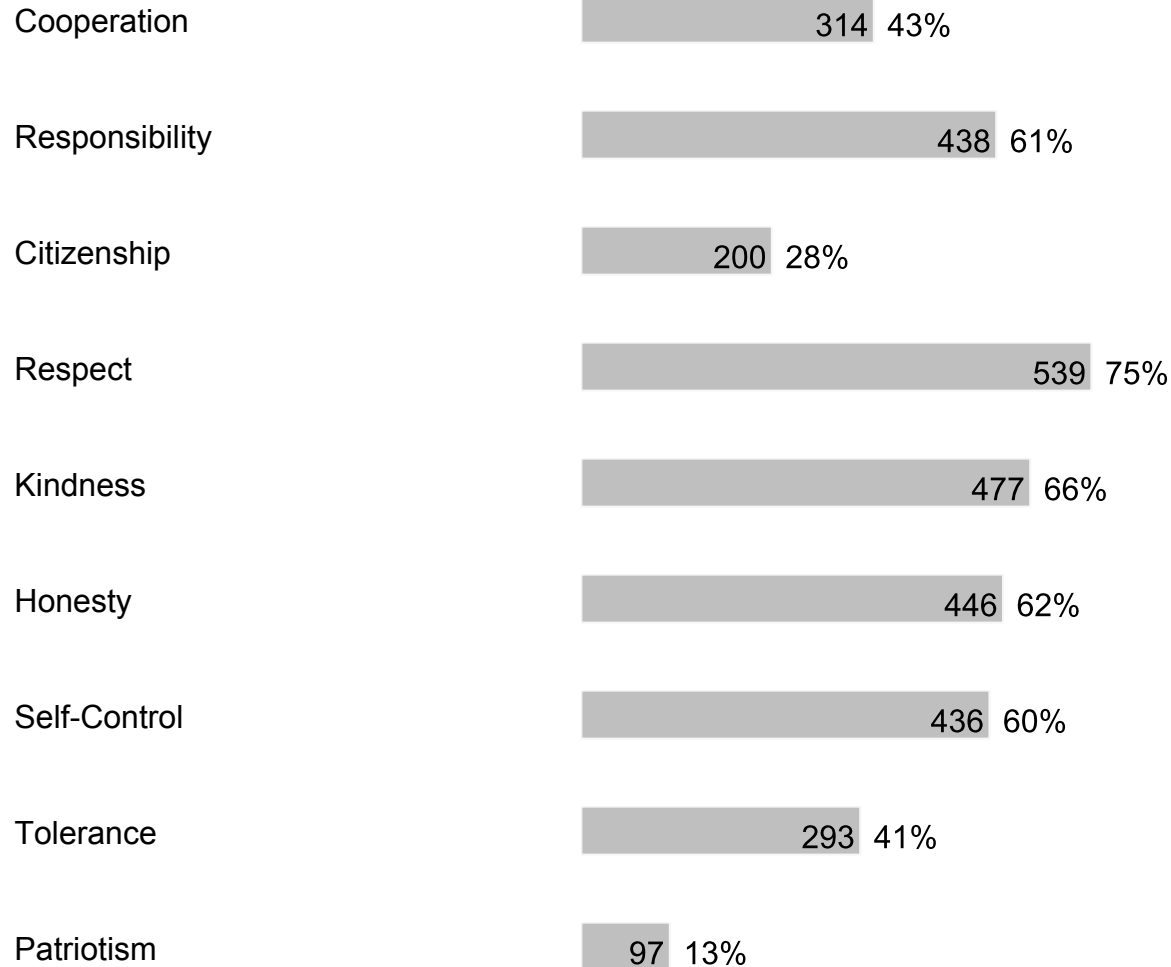
Strongly Agree	195	27%
Agree	306	42%
Neutral	190	26%

Disagree 5 2%

Strongly Disagree 5 2%

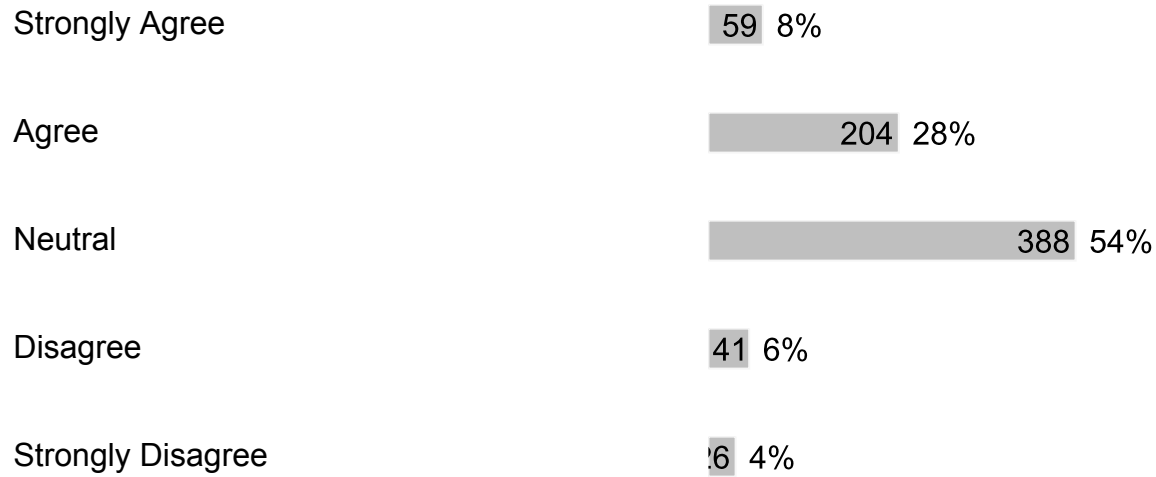
722 respondents

**10. Which character traits do you value the most in yourself and others? (check all that apply)**



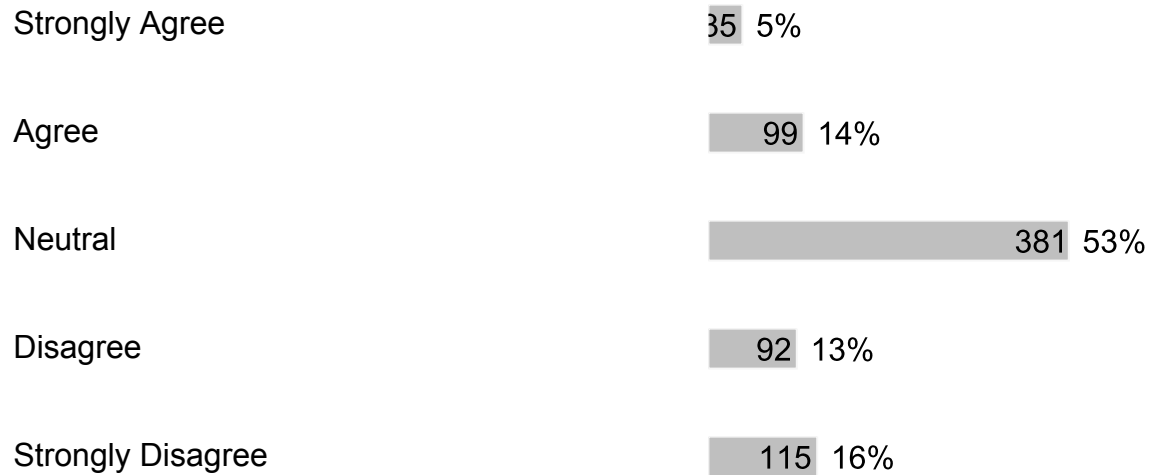
722 respondents

**11. I receive acknowledgement and/or praise for my strengths or accomplishments by adults at my school.**



718 respondents

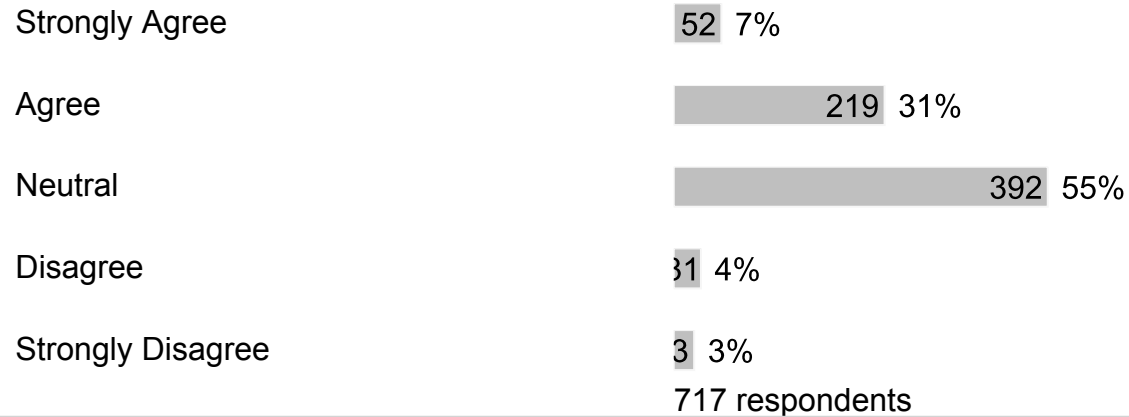
**12. I enjoy eating food prepared by the cafeteria.**



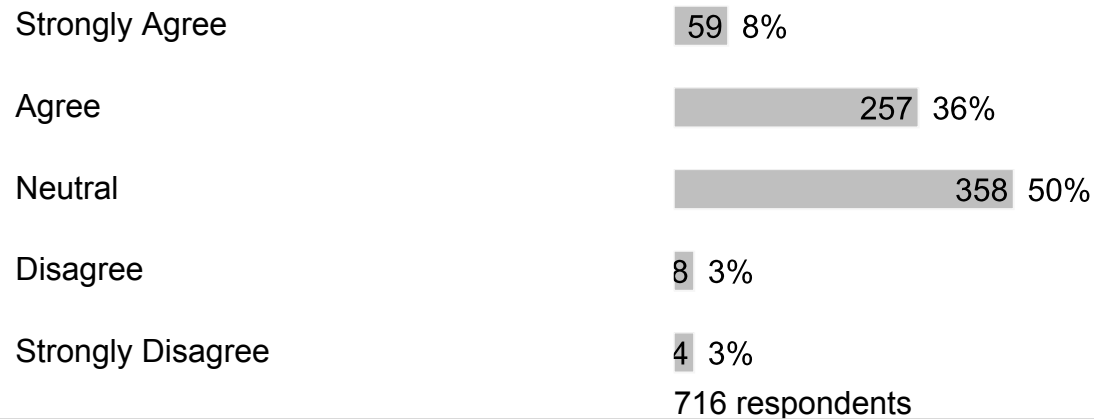
722 respondents

## G. Section 6

1. In my school, a high-quality education is offered.



2. My school provides me with challenging curriculum, uses a variety of teaching methods and learning experiences to develop the skills I need to succeed.

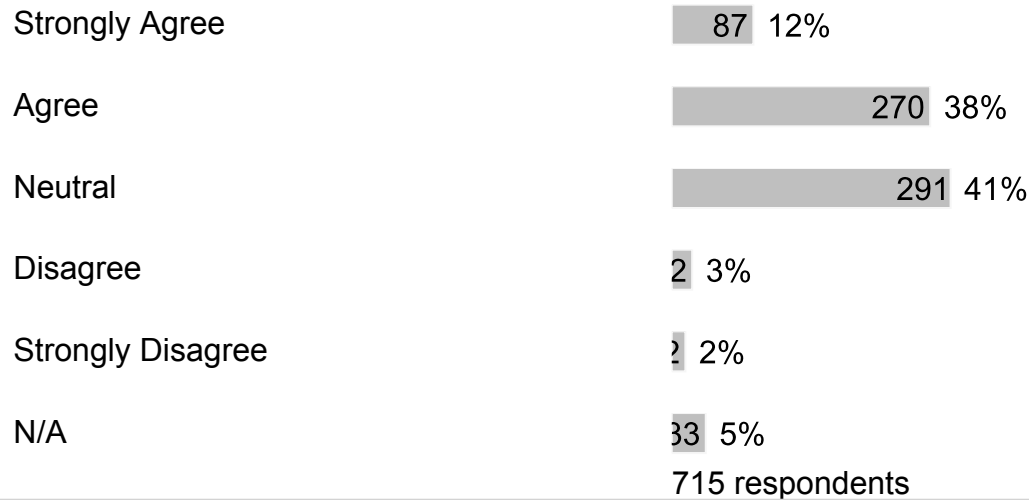


3. My school motivates me to set academic goals and learn new things.

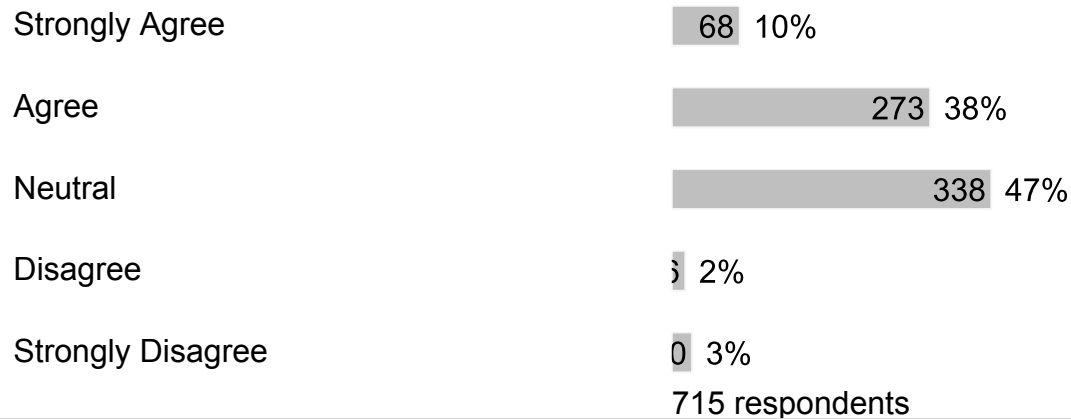




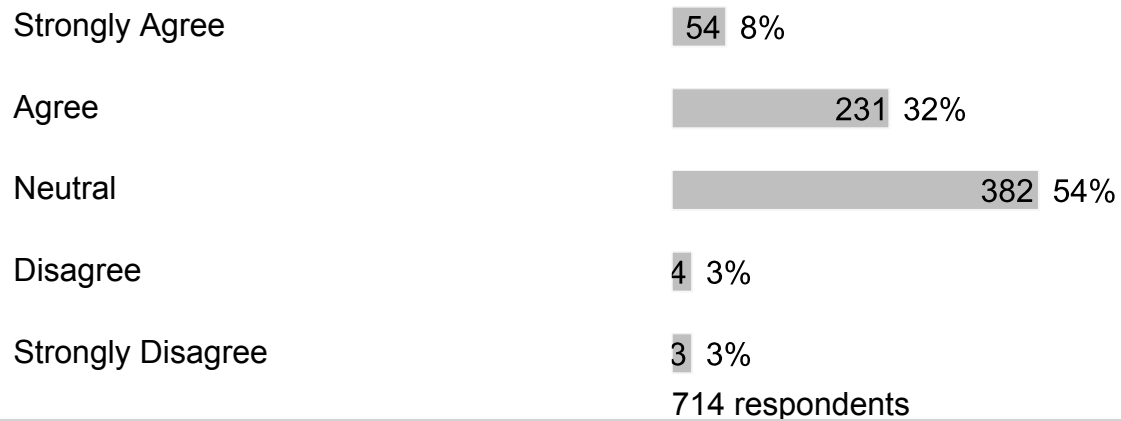
**4. My teachers use tests, projects, presentations, and portfolios to assess my understanding of what was taught.**



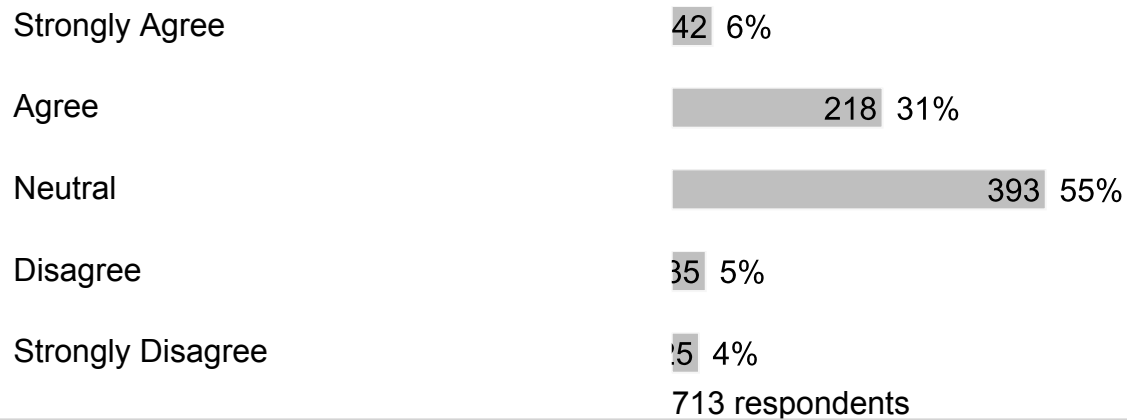
**5. My school prepares me for success in the next school year.**



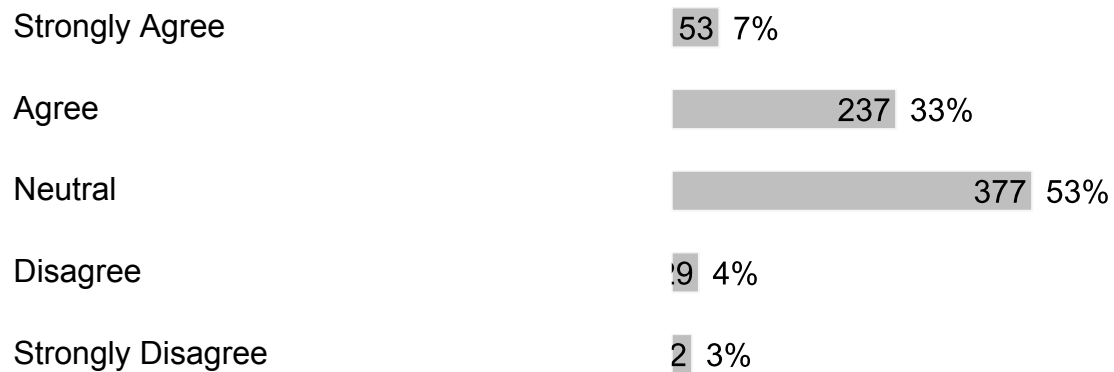
**6. Lessons and materials in our school prepare us to be effective users of media and technology.**



7. In class, students spend considerable amounts of time actively engaged in learning (such as solving problems, discussing ideas, creating their own work, reading, writing, speaking and researching).

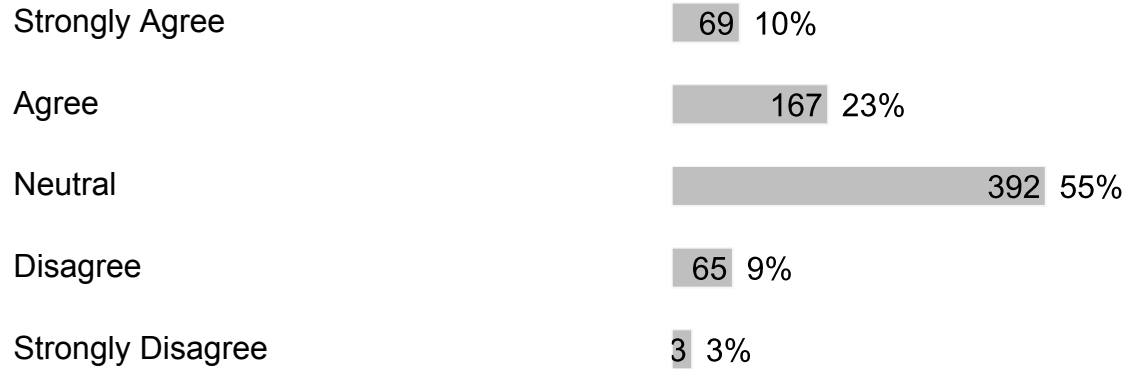


8. My teachers effectively engage students in the classroom and encourage creative thinking.



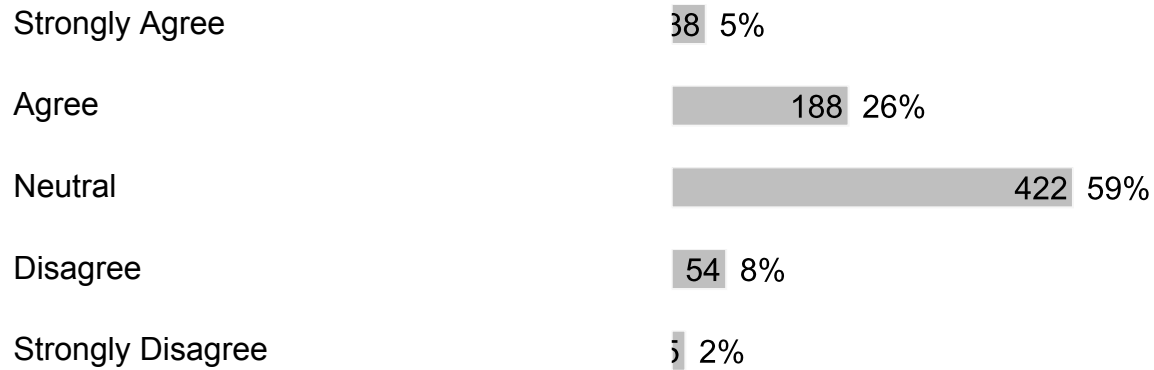
718 respondents

**9. There are few distractions during class.**




716 respondents

**10. Students are encouraged to work in groups regularly.**



717 respondents

**11. Teachers are generally fair when it comes to grading student work.**



Strongly Disagree 31 4%  
717 respondents

**12. I give class presentations or share my work with classmates.**

Strongly Agree 45 6%  
Agree 196 27%  
Neutral 408 57%  
Disagree 45 6%  
Strongly Disagree 3 3%  
717 respondents

**13. I work on assignments that challenge me and/or take more than one class period to complete.**

Strongly Agree 76 11%  
Agree 240 34%  
Neutral 359 50%  
Disagree 5 3%  
Strongly Disagree 3 2%  
716 respondents

**14. I complete meaningful homework to review what I learned in class and/or prepare for the next day's lesson.**

Strongly Agree 59 8%  
Agree 213 30%  
Neutral 404 56%

Disagree 3 3%

Strongly Disagree 8 3%

717 respondents

**15. I receive feedback about my work that helps me better understand what I'm learning.**

Strongly Agree 59 8%

Agree 222 31%

Neutral 386 54%

Disagree 5 4%

Strongly Disagree 2 3%

714 respondents

**16. I am provided opportunities to correct or improve my work.**

Strongly Agree 73 10%

Agree 258 36%

Neutral 342 48%

Disagree 0 3%


Strongly Disagree 0 3%

713 respondents

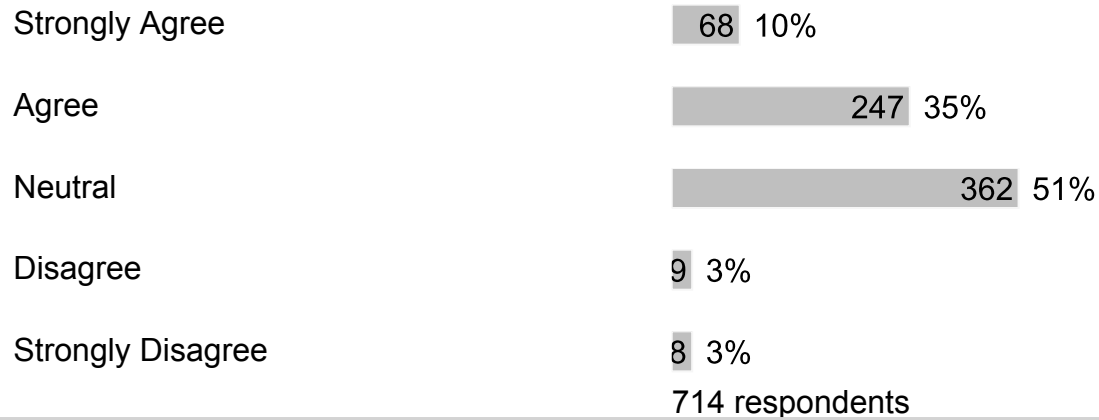
**17. I am provided opportunities to participate in class discussions and activities.**

Strongly Agree 75 11%

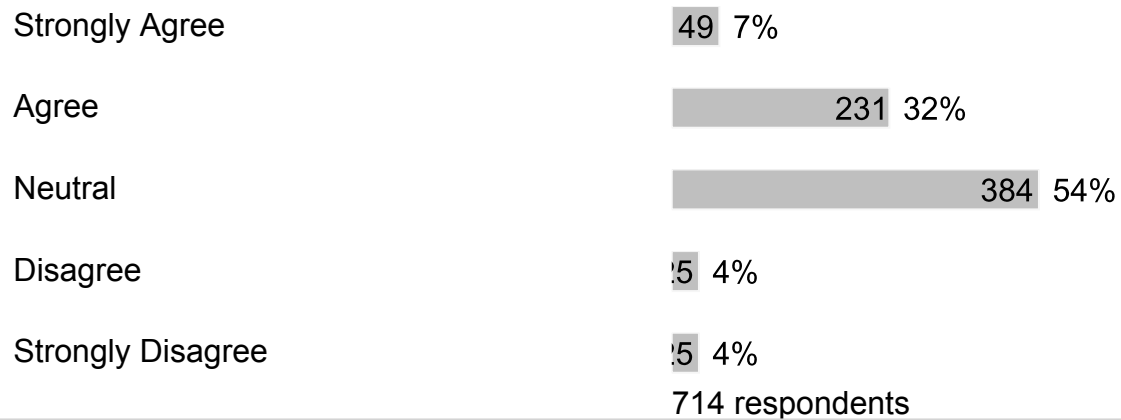
Agree 258 36%



**18. My teachers explain their expectations so I can be successful.**

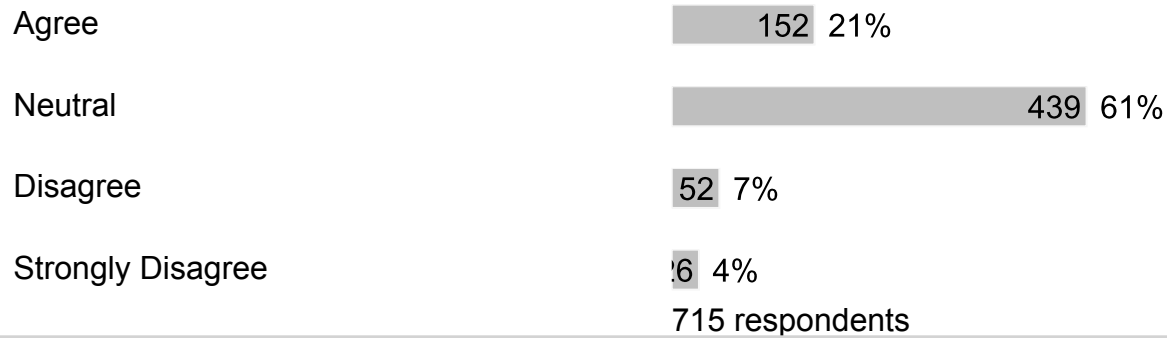


**19. My teachers provide me with information about how well I am doing in school.**

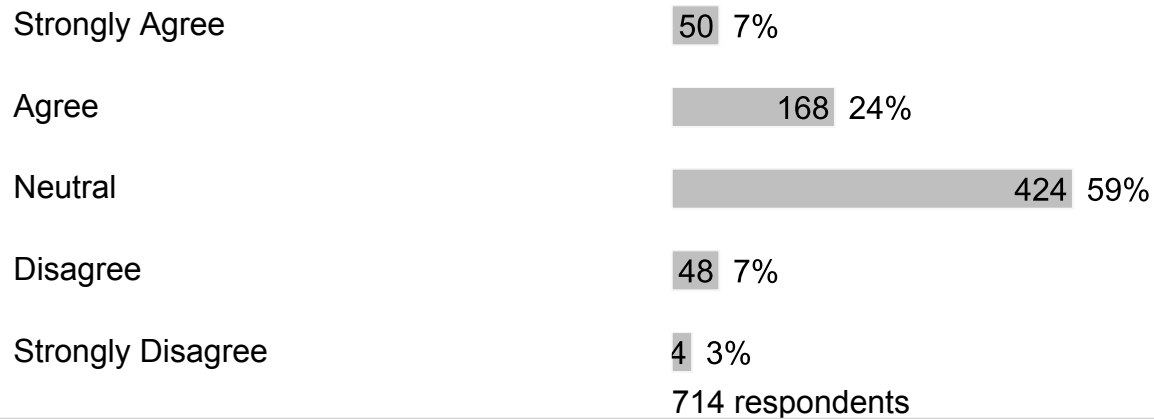


**20. Teachers regularly post information online or send home a newsletter.**

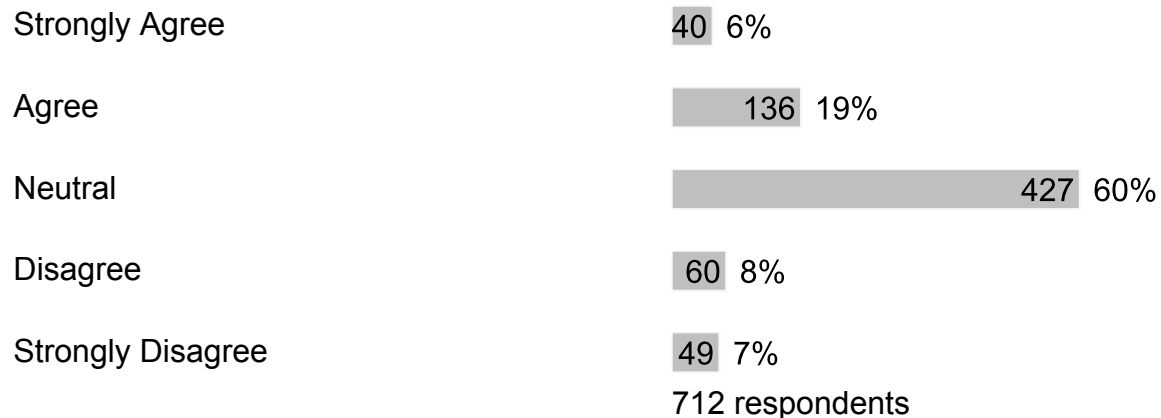




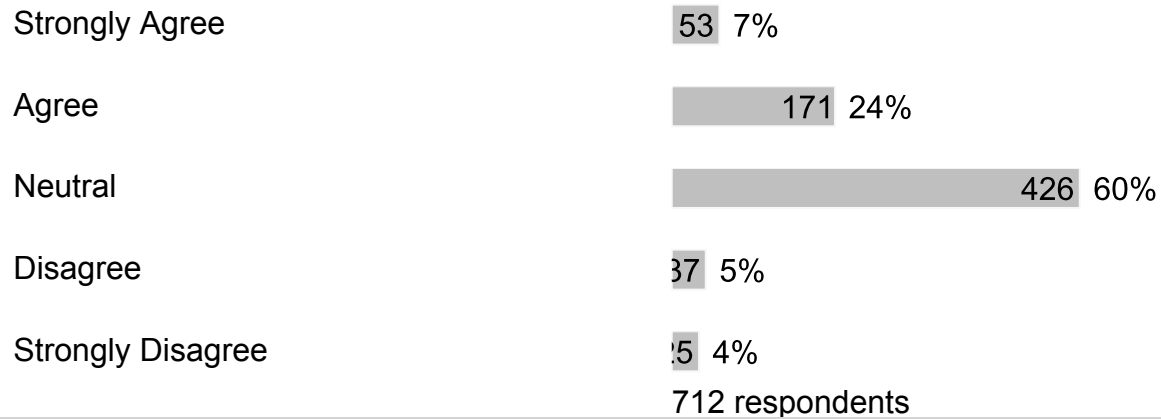
**21. My teachers keep my family informed of my academic progress.**



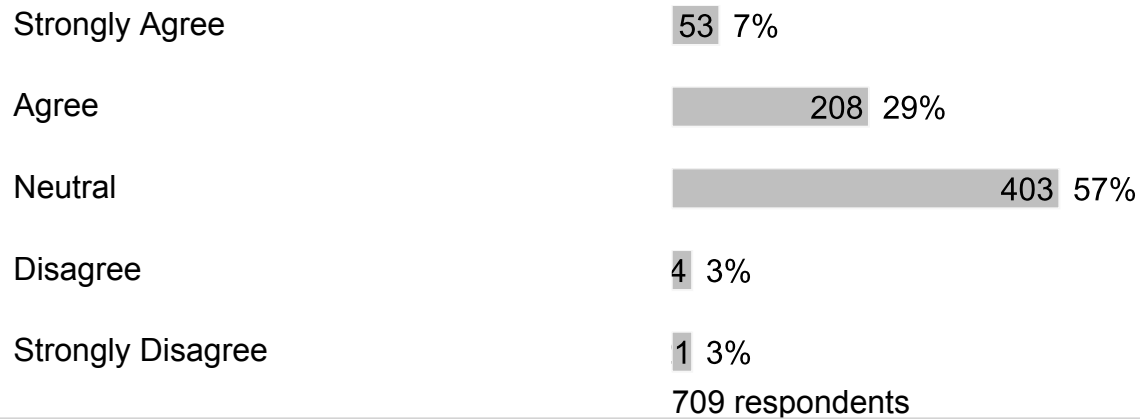
**22. My school considers students' opinions when changing rules/policies and planning ways to improve the school.**



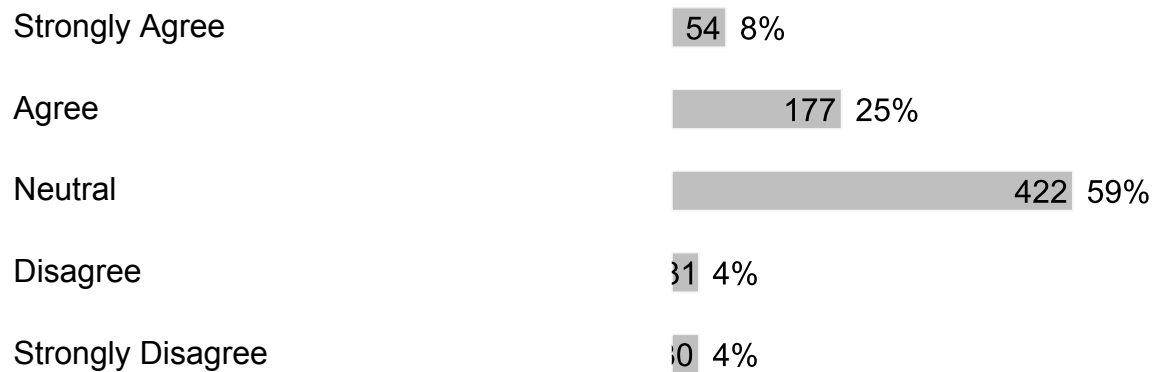
**23. My school shares information about school success with my community.**



**24. Our school uses different ways to communicate what is happening to parents and students.**



**25. My school focuses on Customer Service (greeting with a smile and responding to questions and concerns within one business day).**



714 respondents

## H. Section 7

1. What else would you like to tell us about your school?

Free form text answers are available in the exported CSV report