

# BCPS STUDENT (Grades 6-12) CUSTOMER SURVEY 2025

---

run on 08/07/2025



surveys



# BCPS STUDENT (Grades 6-12) CUSTOMER SURVEY 2025

run on 08/07/2025

Custom Survey

1 survey(s) 507 response(s)

## Report Filters

**School:**  
N/A

**Race:**  
N/A

**Grade:**  
N/A

**Gender:**  
N/A

**Ethnicity:**  
N/A

**Tag:**  
N/A

## BCPS STUDENT (Grades 6-12) CUSTOMER SURVEY 2025

### Demographics

Number of Responses | Percentages of Total Responses

#### 1. Gender

Male	204	40%
Female	290	57%
Prefer not to answer	3	3%

507 respondents

#### 2. Race

American Indian or Alaska Native	1%
Asian	1%
Black or African American	392 79%
Native Hawaiian or Other Pacific Islander	1%
White	1%

Multiracial 26 5%

Other 61 12%

499 respondents

### 3. Ethnicity

Hispanic 54 12%

Non-Hispanic or Latino 246 56%

Prefer not to answer 136 31%

436 respondents

### 4. Grade

Grade 6 145 29%

Grade 7 89 18%

Grade 8 270 53%


Grade 10 0%

Grade 12 0%


507 respondents

## C. Section 2

### 1. I feel safe at my school.



### 2. I feel safe getting to and from my school.



3. \*Note: Remember, this survey is anonymous, please report any bullying concerns to a trusted adult at your school. The next 10 questions ask about bullying. Bullying is when 1 or more students tease, threaten, spread rumors about, hit, shove, or hurt another student over and over again. It is not bullying when 2 students of about the same strength or power argue, fight or tease each other in a friendly way. During the past 12 months, have you ever been bullied on school property?

Yes	110	22%
-----	-----	-----

No 397 78%

507 respondents

4. The primary location on school property where I was bullied during the last 12 months was:

On the school bus 3 2%

In the classroom 47 9%

In the cafeteria 2 2%

In the hallway 25 5%

In the restroom 1 1%

Other school area 2 2%

Does not apply to me 395 79%

502 respondents

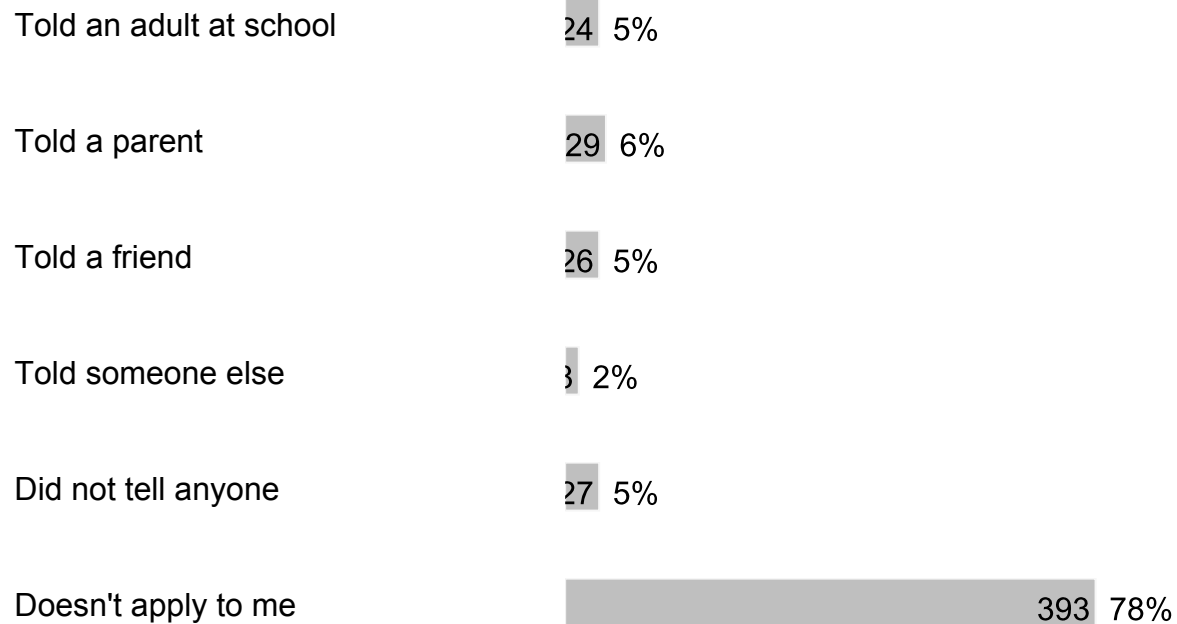
5. During the past 12 months, have you ever been electronically bullied? (Count being bullied through texting, Instagram, TikTok, Snapchat or other social media.)

Yes 55 11%

No 452 89%

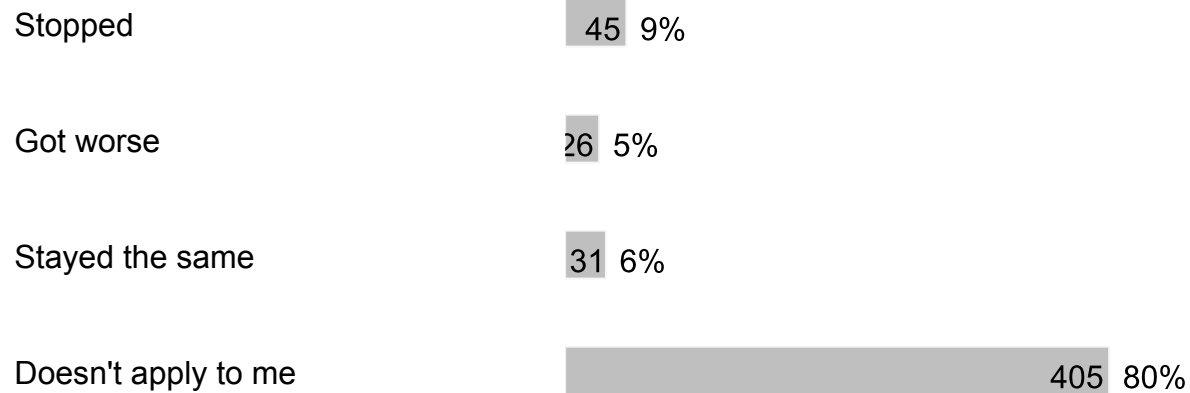
507 respondents

**6. After I was bullied, I:**



507 respondents

**7. After I told an adult at school about being bullied, the bullying:**



507 respondents

**8. A teacher or another adult at school taught our class about what bullying is this school year.**

Yes 347 68%

No 160 32%

507 respondents

**9. I think bullying is wrong.**

Strongly Agree 294 58%

Agree 117 23%

Neutral 76 15%

Disagree 1 1%

Strongly Disagree 3 3%

507 respondents

**10. I know different ways to intervene or help if bullying were occurring or going to occur.**

Strongly Agree 102 20%

Agree 166 33%

Neutral 197 39%

Disagree 23 5%

Strongly Disagree 9 4%

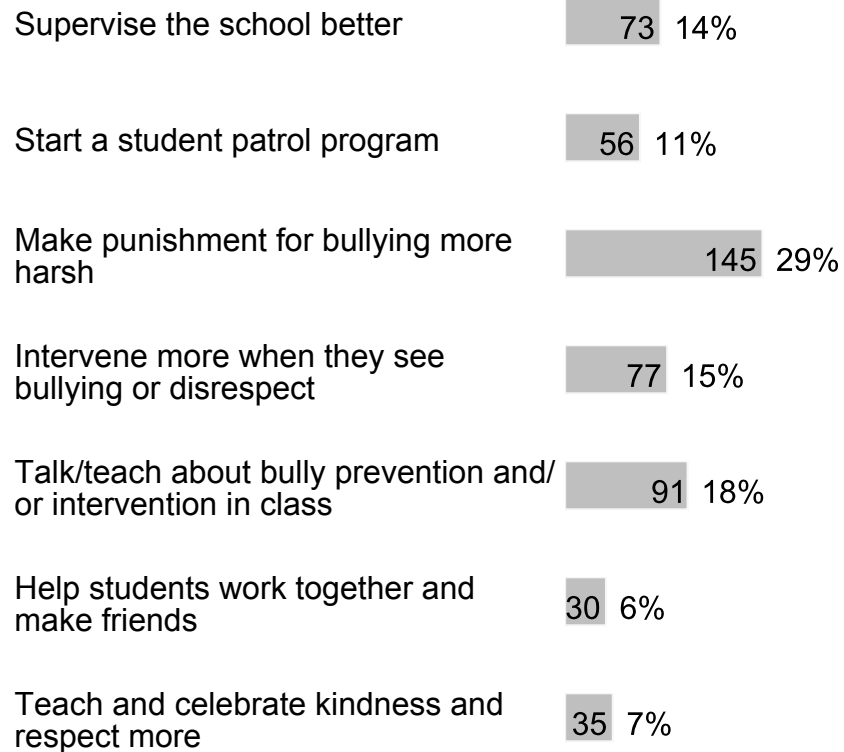
507 respondents

**11. I would intervene or help if another student was being bullied.**

Strongly Agree 116 23%

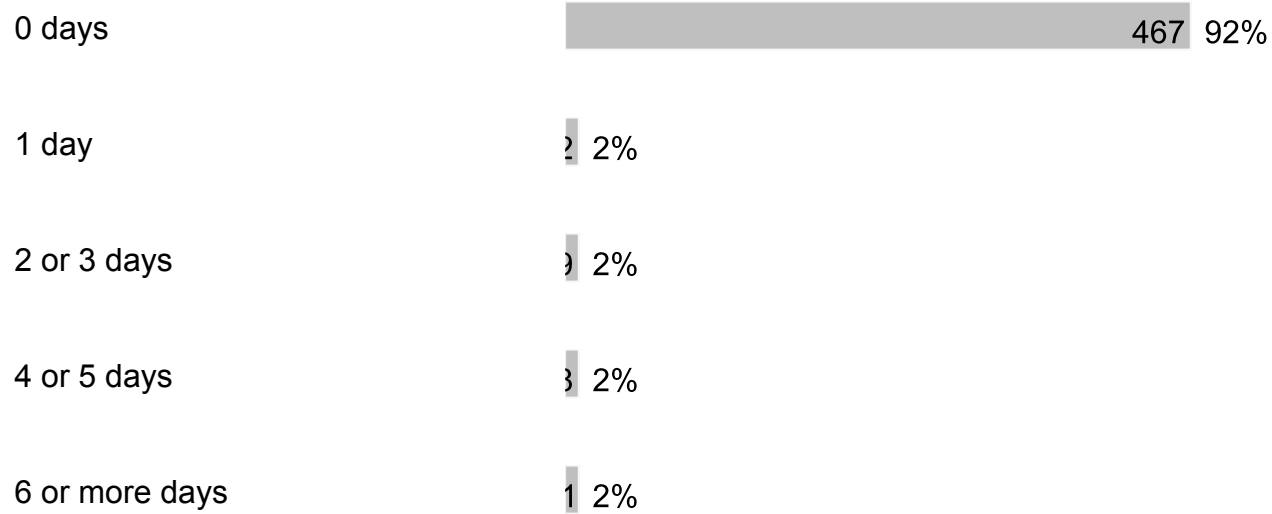


**12. What can adults do to help stop bullying at school?**



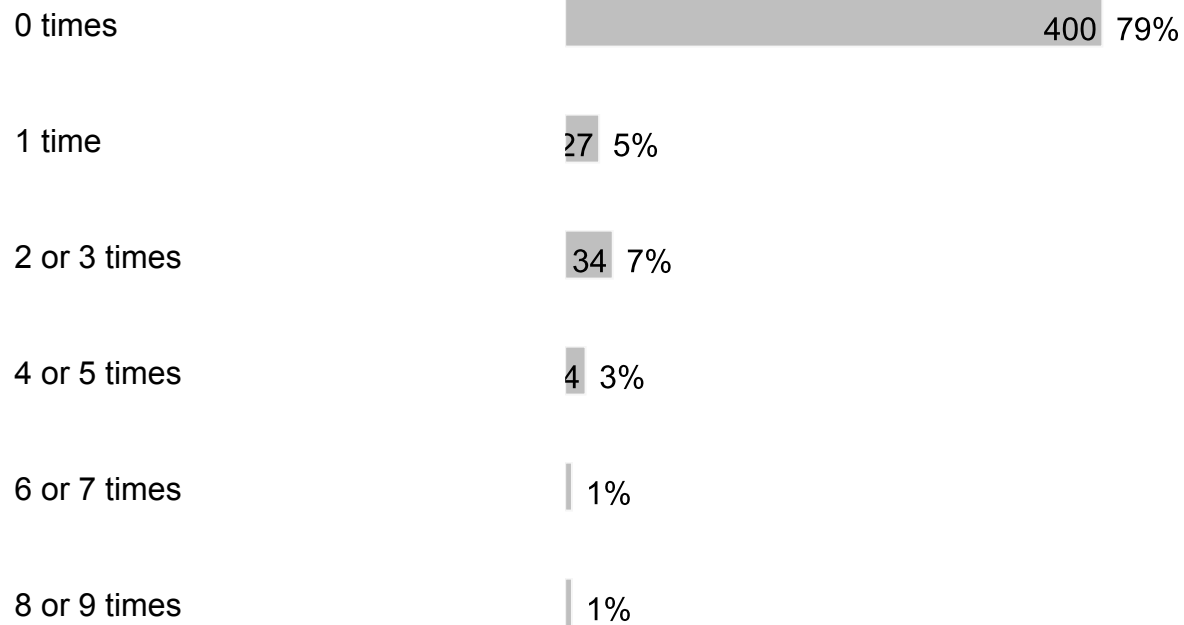
507 respondents

**13. During the past 30 days, how many days did you carry a weapon such as a gun, knife or club on school property?**



507 respondents

**14. During the past 30 days, how many times have you been threatened by another student at school?**



10 or 11 times | 1%

12 or more times | 4%

507 respondents

**15. During the past 12 months, how many times were you in a physical fight on school property?**

0 times 384 76%

1 time 54 11%

2 or 3 times 32 6%

4 or 5 times 1 2%

6 or 7 times | 1%

8 or 9 times | 1%

10 or 11 times | 1%

12 or more times | 2%

506 respondents

**16. During the past 12 months, how many times did someone you were dating or going out with physically hurt you on purpose? (Count such things as being hit, slammed into something or injured with an object or weapon.)**

I did not date or go out with anyone during the past 12 months 245 48%

0 times 215 42%

1 time 21 4%

2 or 3 times 2 2%

4 or 5 times 1 1%

6 or more times 2 2%

507 respondents

**17.** During the past 30 days, how many days did you have at least one drink of alcohol? (Alcohol includes drinking beer, wine, flavored alcoholic beverages and liquor such as rum, gin, vodka, whiskey, etc.) For the purpose of this question, drinking alcohol does not include drinking a few sips of wine for religious purposes.

0 days 476 94%

1 or 2 days 6 3%

3 or 5 days 1 1%

6 to 9 days 0 0%

20 to 29 days 1 1%

All 30 days

1%

507 respondents

**18.** During the past 30 days, how many days did you use an electronic vapor product? (Electronic vapor products include JUUL, SMOK, Suorin, Vuse, blu e-cigarettes, vapes, vape pens, e-cigars, e-hookahs, hookah pens, mods, etc.)

0 days

480 95%

1 or 2 days

2 2%

3 or 5 days

1 1%

6 to 9 days

0%

10 to 19 days

1 1%

20 to 29 days

0%

All 30 days

1 1%

507 respondents

**19.** During the past 30 days, how many days did you use marijuana (also called pot or weed)? Do not count CBD-only or hemp products, which come from the same plant as marijuana, but do not cause a high when used alone.

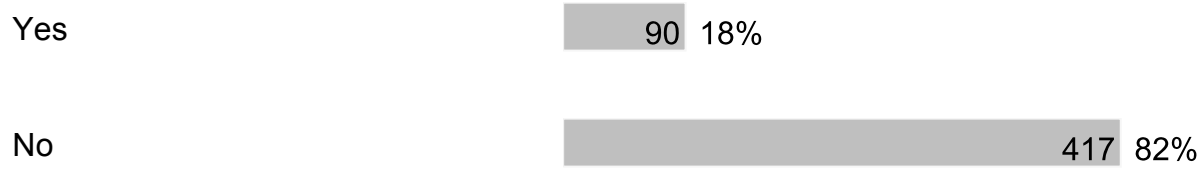
0 days

477 94%



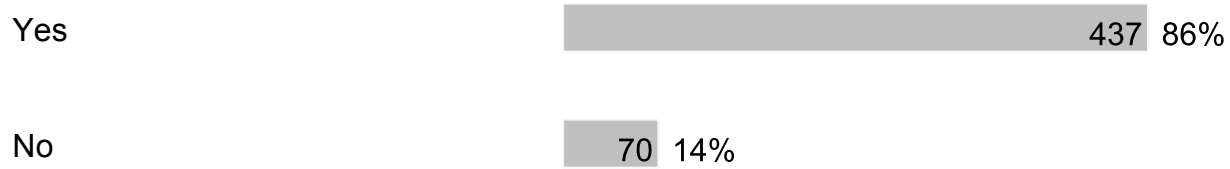
507 respondents

**20.** During the school year, I participated in alcohol, other drug or tobacco prevention activities or lessons.



507 respondents

**21.** I believe drinking alcohol is bad for your brain.



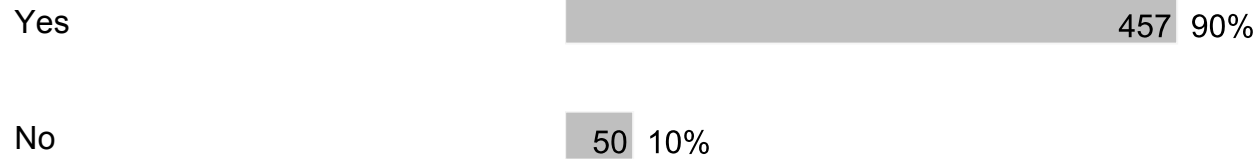
507 respondents

**22.** In your opinion, what percentage of Broward County students in grades 6 - 12 choose not to drink alcohol?



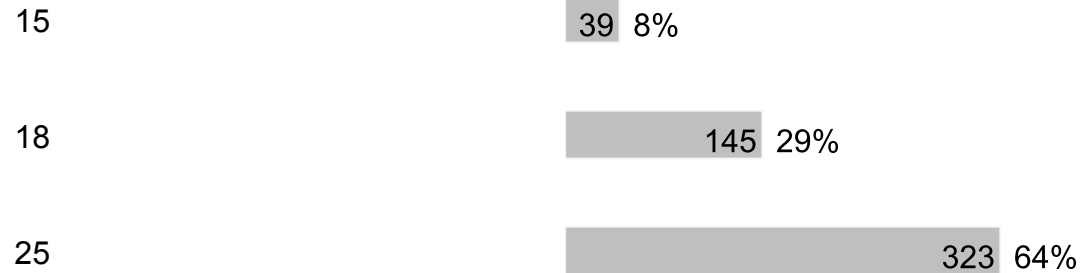
507 respondents

**23.** I believe using drugs are bad for your health.




507 respondents

**24.** At what age is a human brain fully developed?



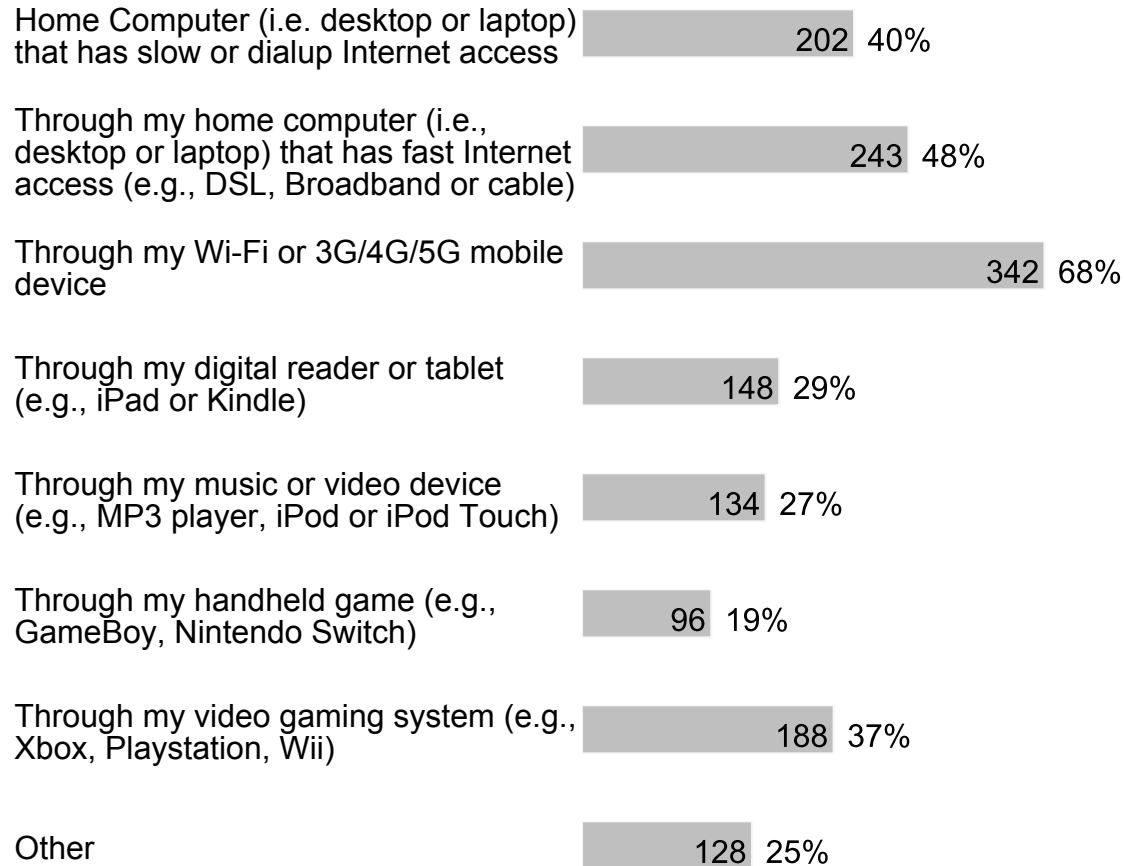
507 respondents

**25.** My school is clean and well-maintained.



## D. Section 3

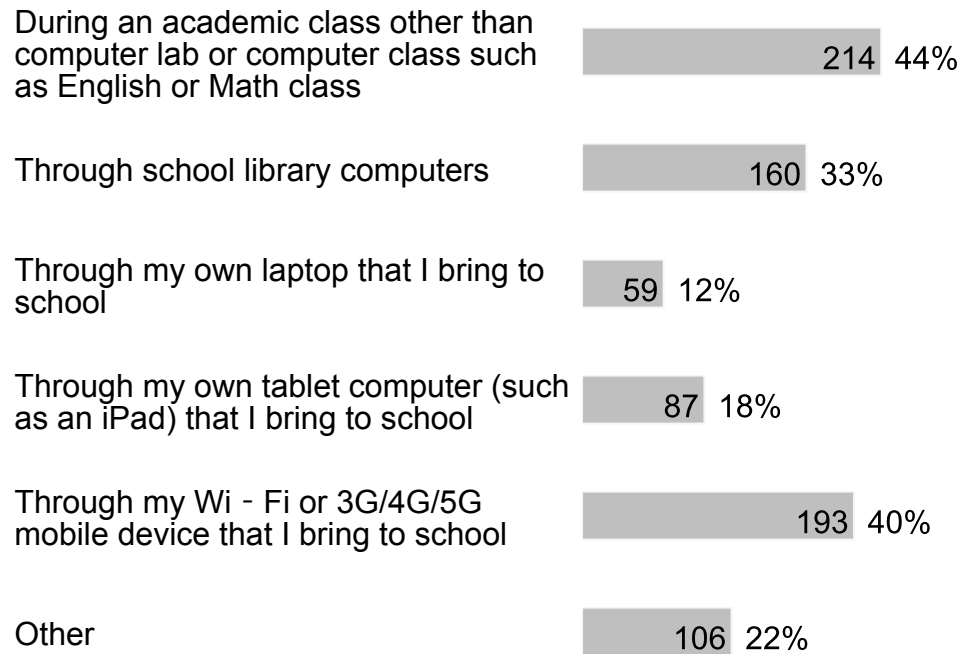
1. During a typical week, I have access to the internet at home in the following ways (check all that apply):



502 respondents

2. During a typical school day, I have access to the internet at school in the following ways (check all that apply):

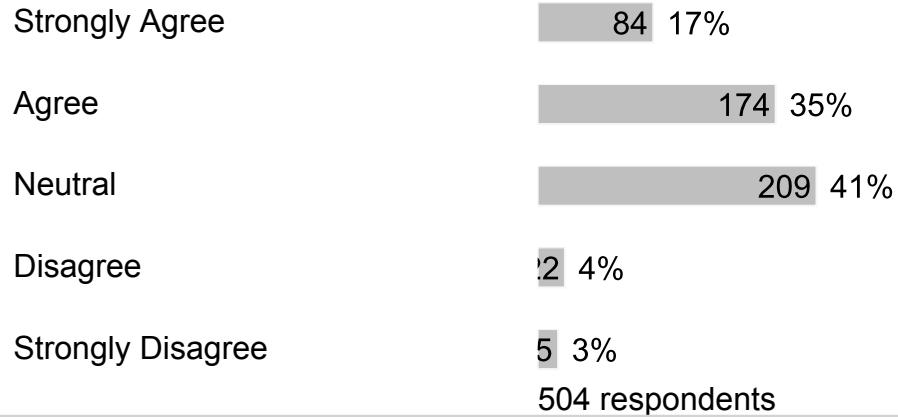




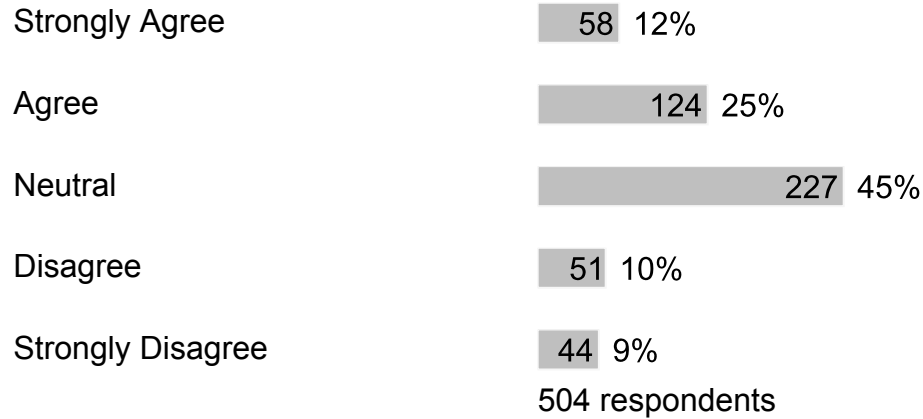
488 respondents

## E. Section 4

1. My school provides sufficient material resources (books, supplies, technology, etc.) to meet my needs.



2. I would recommend my school to my friends.



## F. Section 5

### 1. If I have a problem, I know who I can go to for help.

Strongly Agree	114	23%
Agree	162	32%
Neutral	176	35%
Disagree	27	5%
Strongly Disagree	24	5%

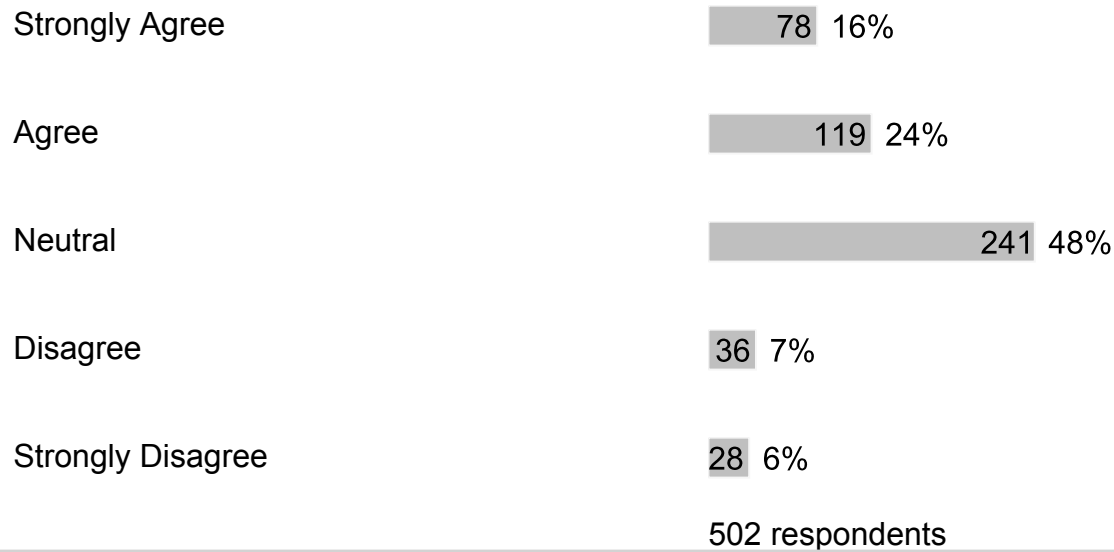
503 respondents

### 2. In my school, students treat adults with respect.

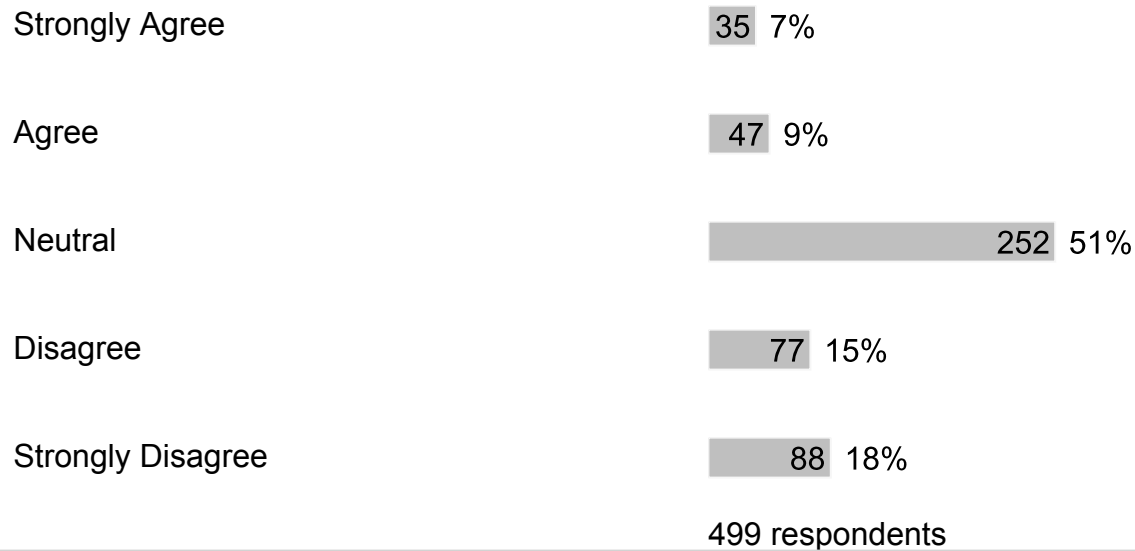
Strongly Agree	42	8%
Agree	64	13%
Neutral	246	49%
Disagree	92	18%
Strongly Disagree	60	12%

504 respondents

**3. In my school, adults treat students with respect.**




**4. In my school, students treat each other with respect.**



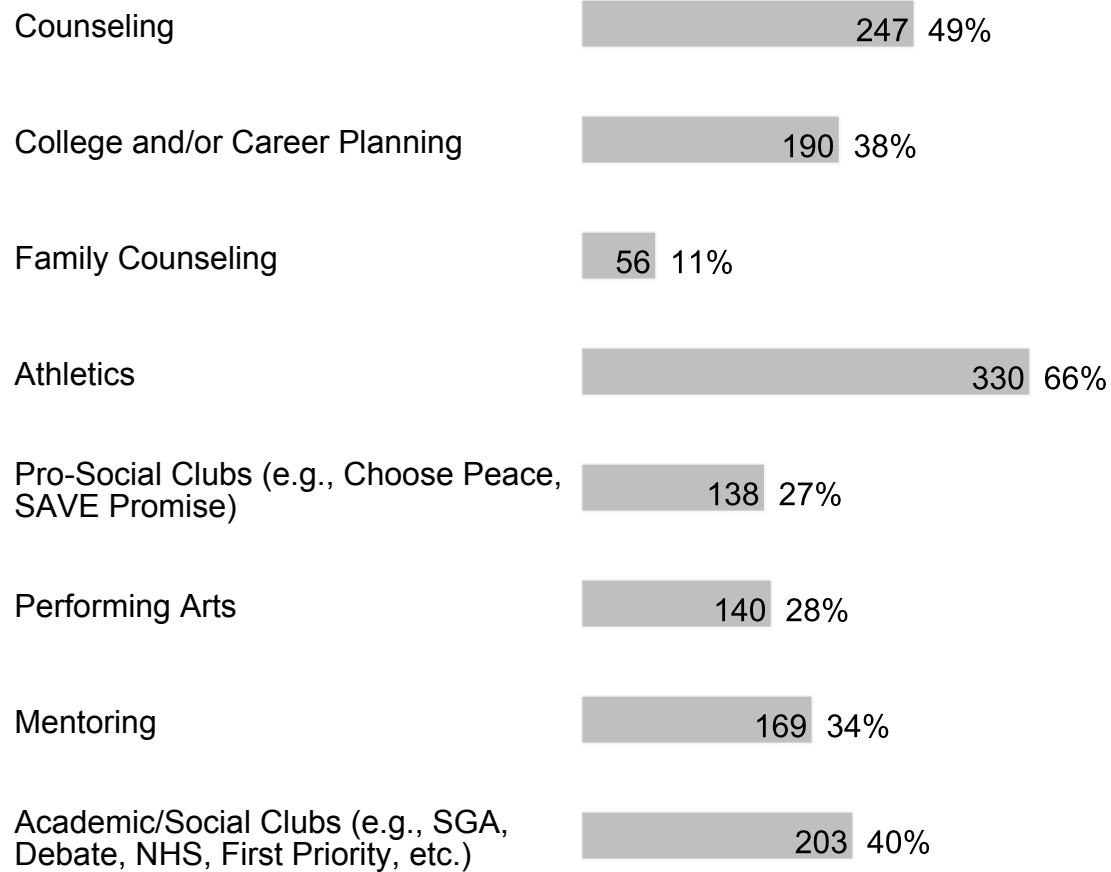
**5. My school provides me the support that I need.**

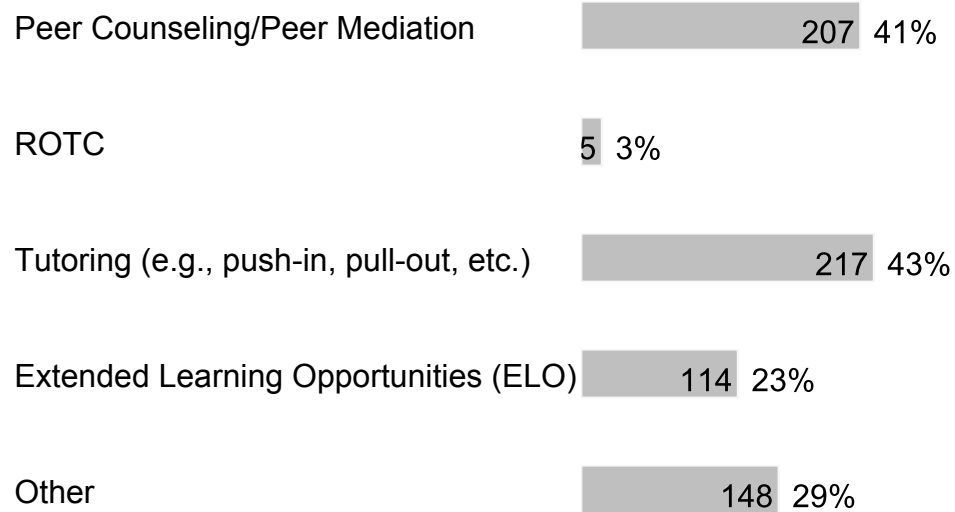




501 respondents

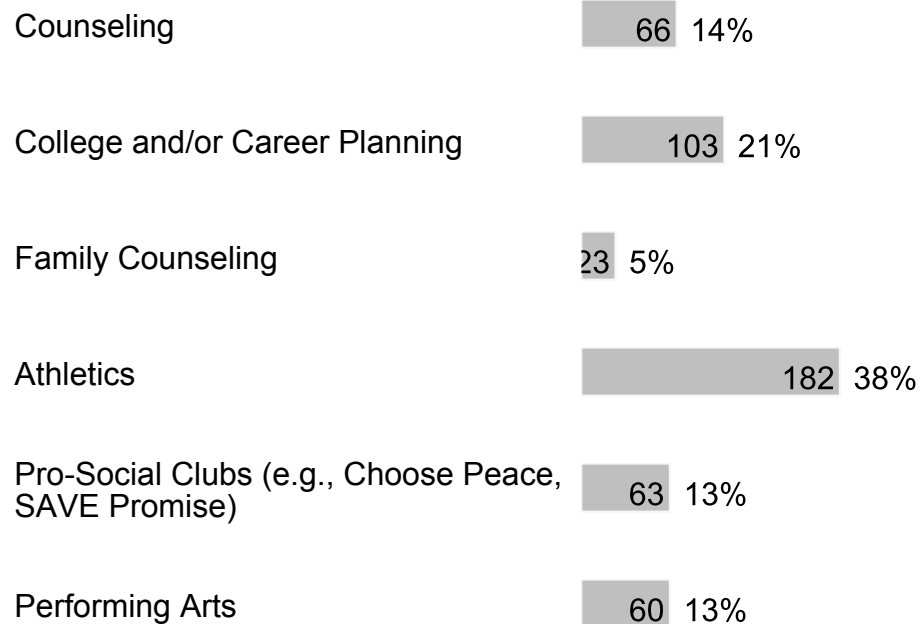
**6. At my school, the following programs/services are available (check all that apply):**

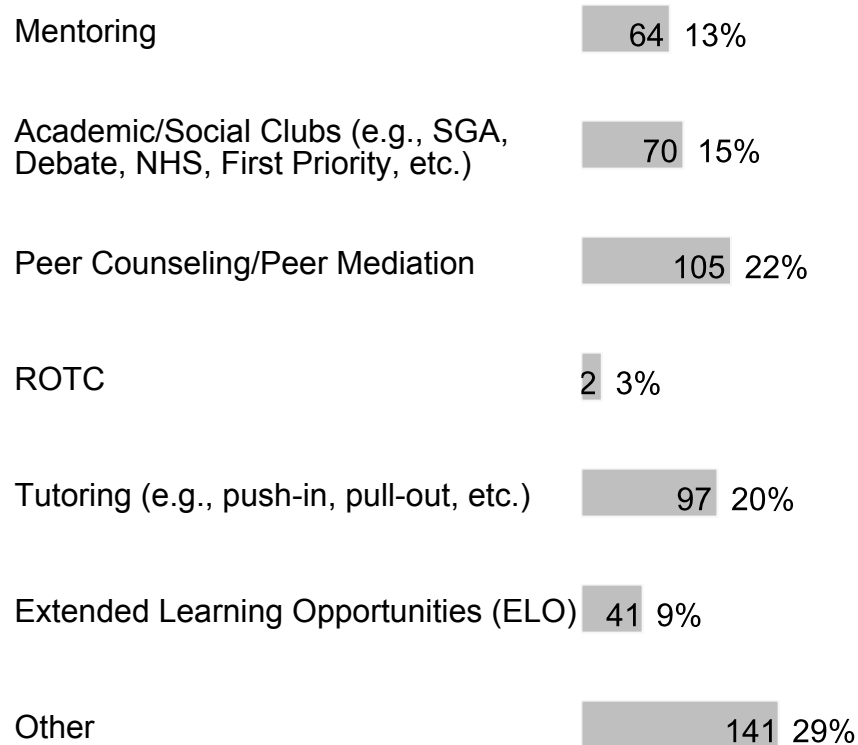




502 respondents

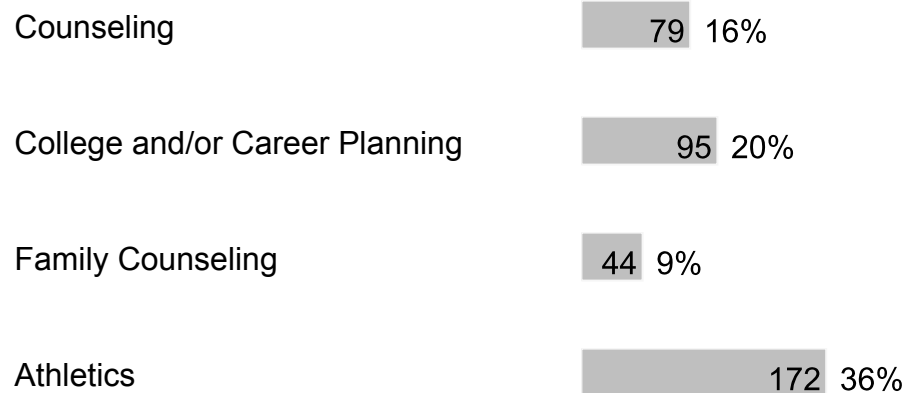
7. At my school, I participate in the following programs/services (check all that apply):

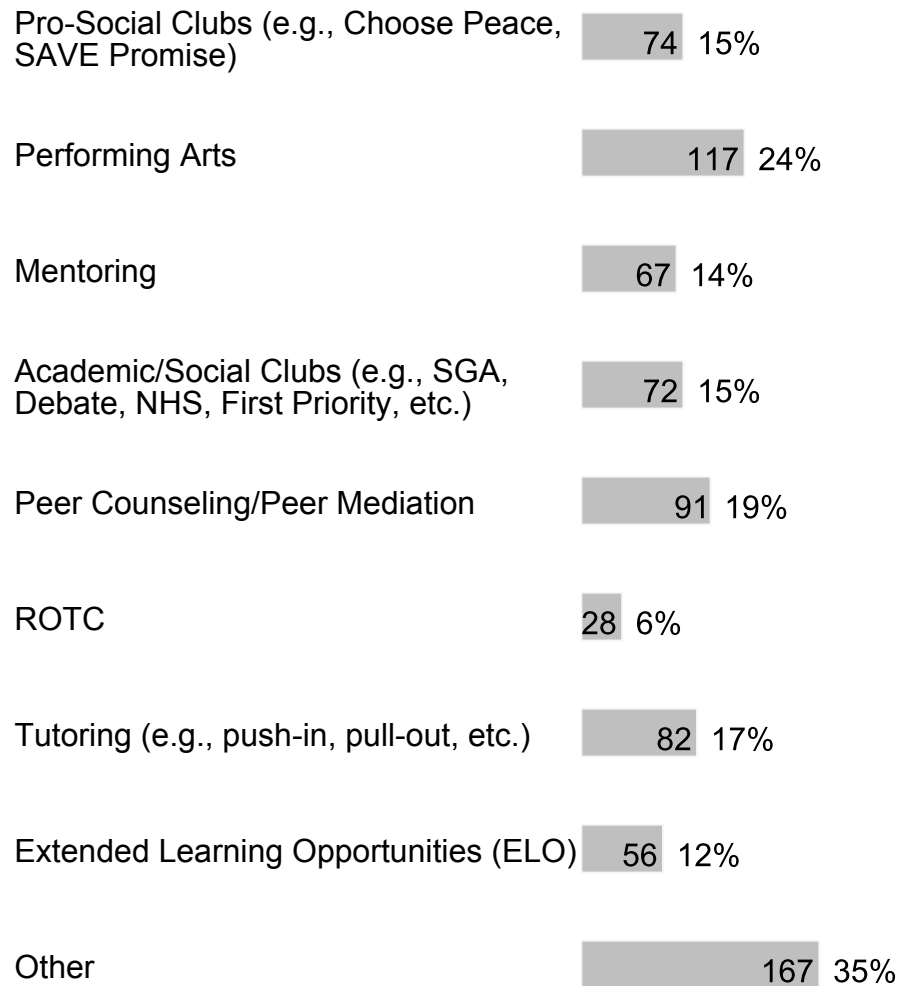




480 respondents

**8. These are the programs/services at my school that I value most or would value if they were available at my school (check all that apply):**





482 respondents

**9. I am friends with other students at this school.**

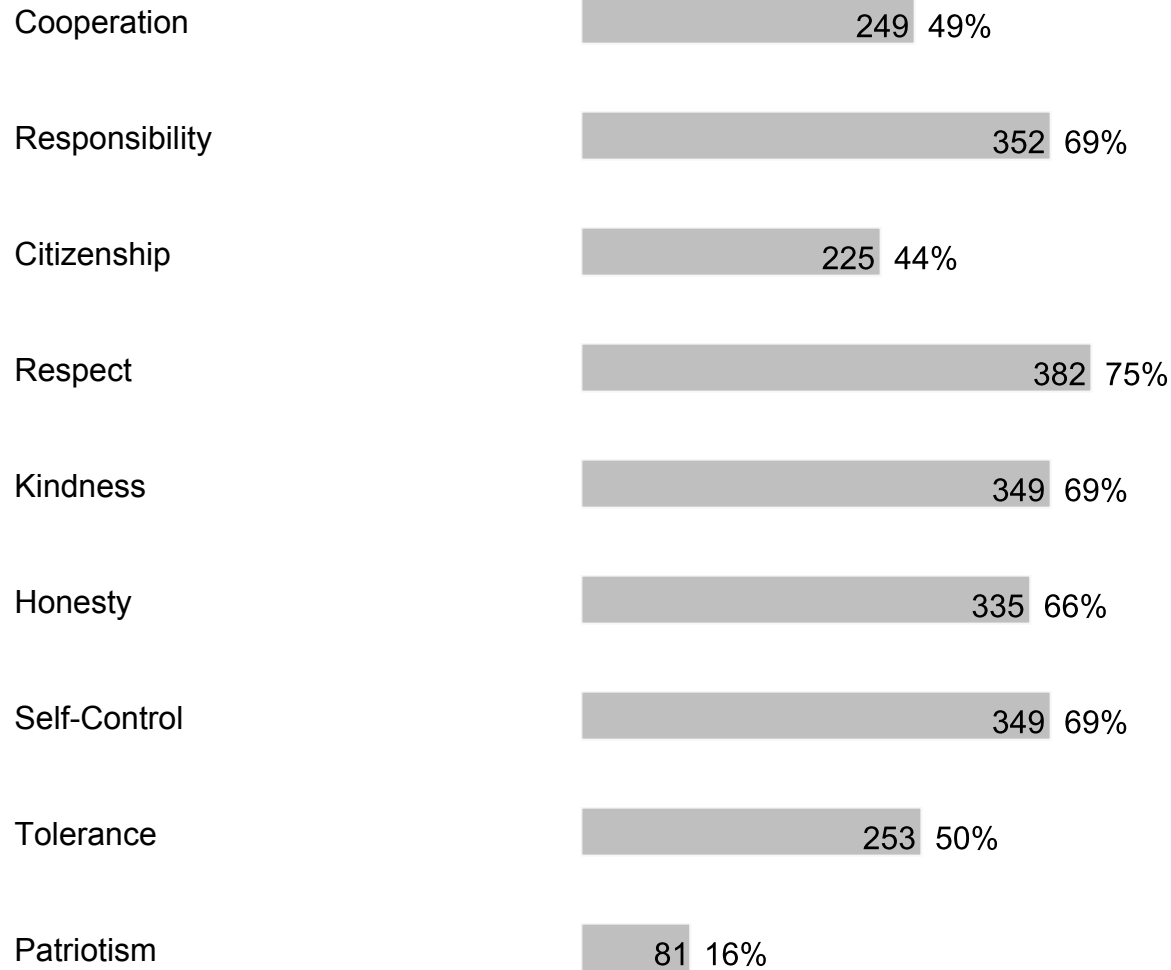


Disagree 2%

Strongly Disagree 2%

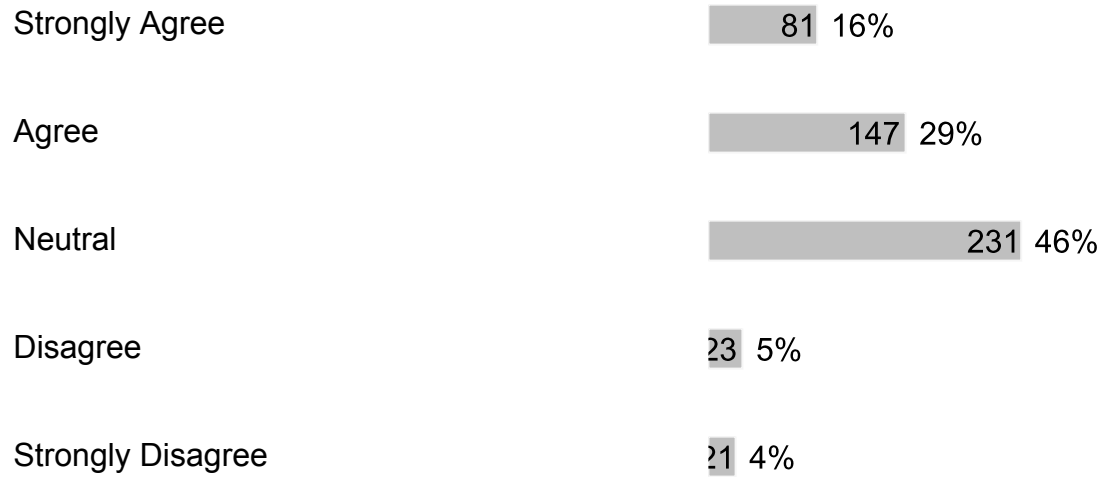
507 respondents

**10. Which character traits do you value the most in yourself and others? (check all that apply)**



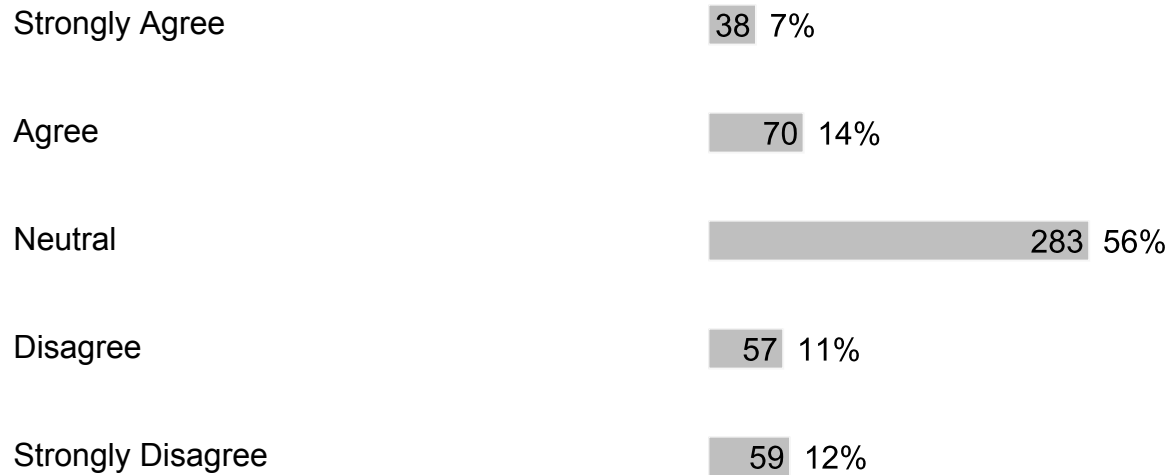
507 respondents

**11. I receive acknowledgement and/or praise for my strengths or accomplishments by adults at my school.**



503 respondents

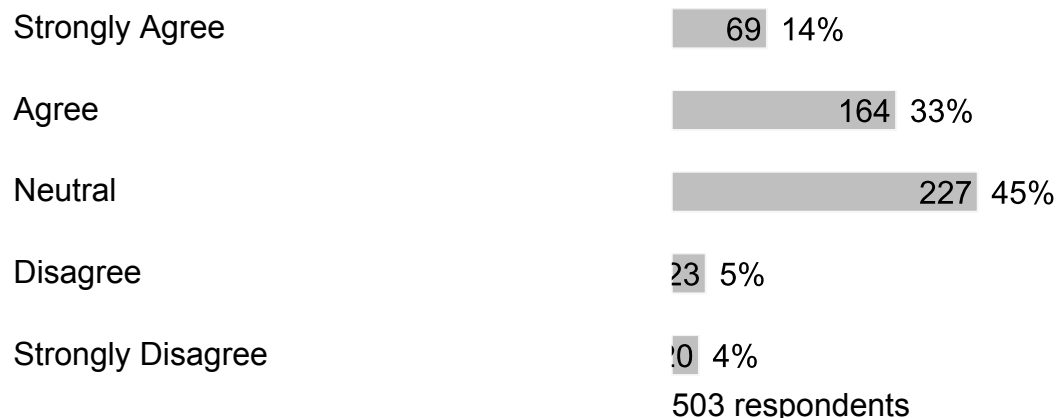
**12. I enjoy eating food prepared by the cafeteria.**



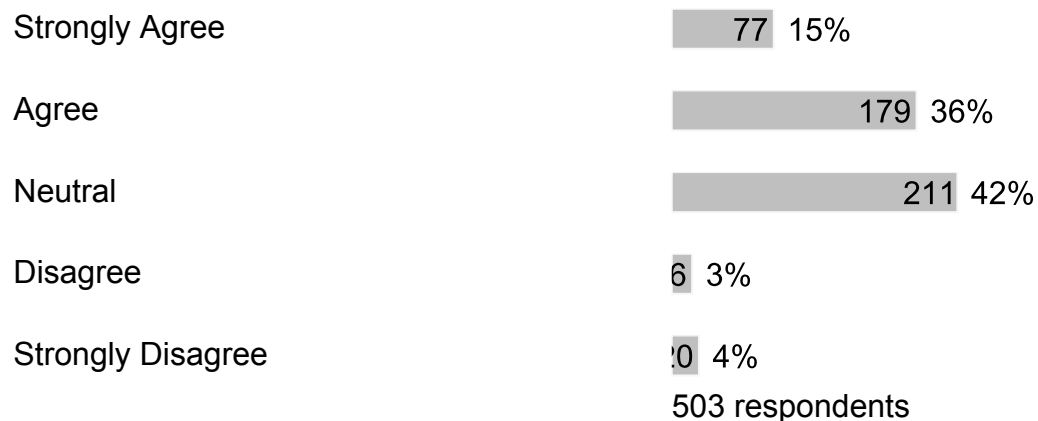
507 respondents

## G. Section 6


1. In my school, a high-quality education is offered.



2. My school provides me with challenging curriculum, uses a variety of teaching methods and learning experiences to develop the skills I need to succeed.

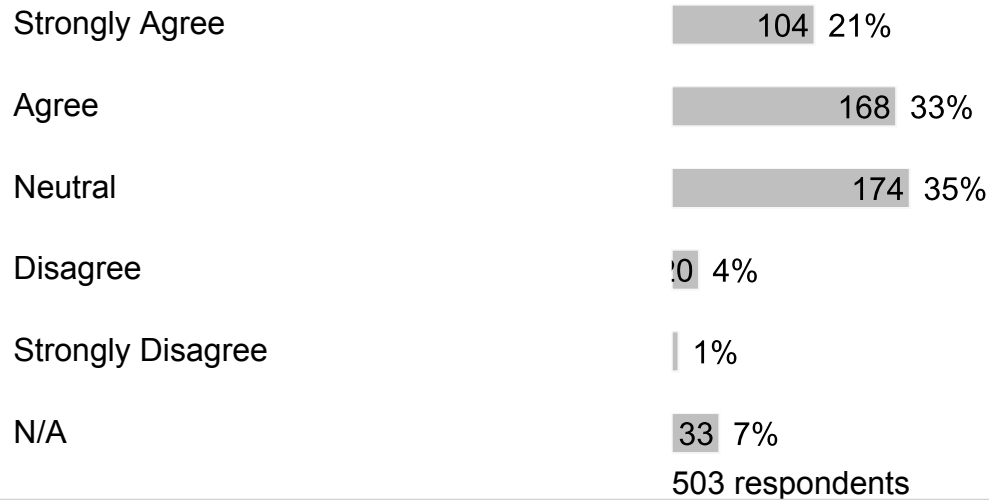


3. My school motivates me to set academic goals and learn new things.






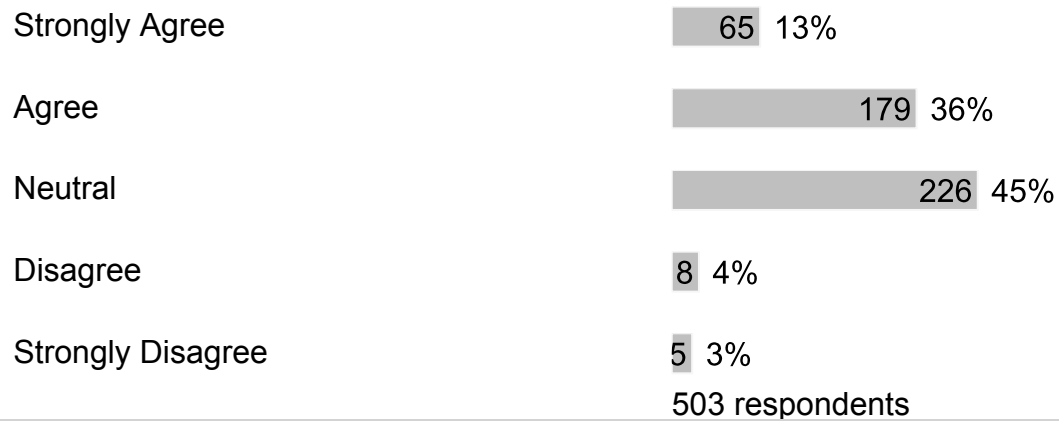
**4. My teachers use tests, projects, presentations, and portfolios to assess my understanding of what was taught.**



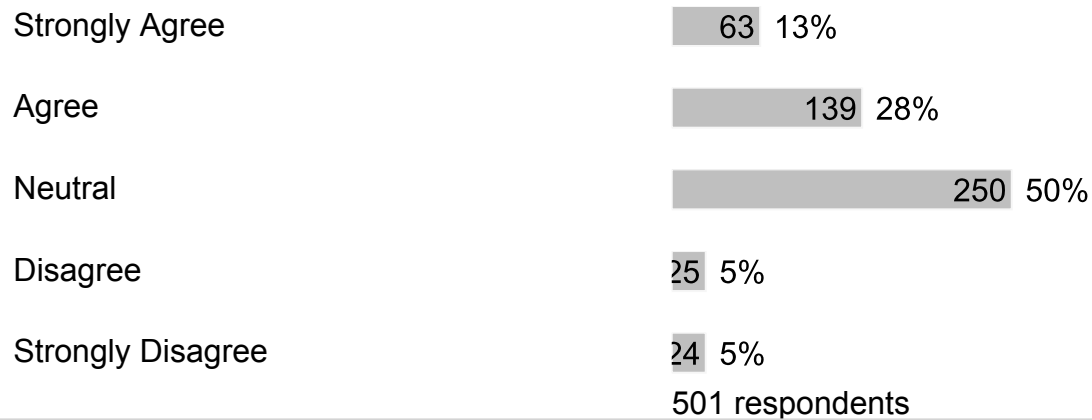
**5. My school prepares me for success in the next school year.**




**6. Lessons and materials in our school prepare us to be effective users of media and technology.**



**7. In class, students spend considerable amounts of time actively engaged in learning (such as solving problems, discussing ideas, creating their own work, reading, writing, speaking and researching).**




**8. My teachers effectively engage students in the classroom and encourage creative thinking.**




503 respondents

**9. There are few distractions during class.**




505 respondents

**10. Students are encouraged to work in groups regularly.**



501 respondents

**11. Teachers are generally fair when it comes to grading student work.**



Strongly Disagree 30 6%  
505 respondents

**12. I give class presentations or share my work with classmates.**

Strongly Agree 51 10%  
Agree 140 28%  
Neutral 253 50%  
Disagree 40 8%  
Strongly Disagree 11 4%  
505 respondents

**13. I work on assignments that challenge me and/or take more than one class period to complete.**

Strongly Agree 86 17%  
Agree 145 29%  
Neutral 225 45%  
Disagree 28 6%  
Strongly Disagree 10 4%  
504 respondents

**14. I complete meaningful homework to review what I learned in class and/or prepare for the next day's lesson.**

Strongly Agree 76 15%  
Agree 170 34%  
Neutral 216 43%

Disagree 25 5%

Strongly Disagree 5 3%

502 respondents

**15. I receive feedback about my work that helps me better understand what I'm learning.**

Strongly Agree 77 15%

Agree 157 31%

Neutral 232 46%

Disagree 10 4%

Strongly Disagree 10 4%

506 respondents

**16. I am provided opportunities to correct or improve my work.**

Strongly Agree 73 14%

Agree 166 33%

Neutral 233 46%

Disagree 6 3%

Strongly Disagree 6 3%

504 respondents


**17. I am provided opportunities to participate in class discussions and activities.**

Strongly Agree 75 15%


Agree 159 32%



**18. My teachers explain their expectations so I can be successful.**




**19. My teachers provide me with information about how well I am doing in school.**

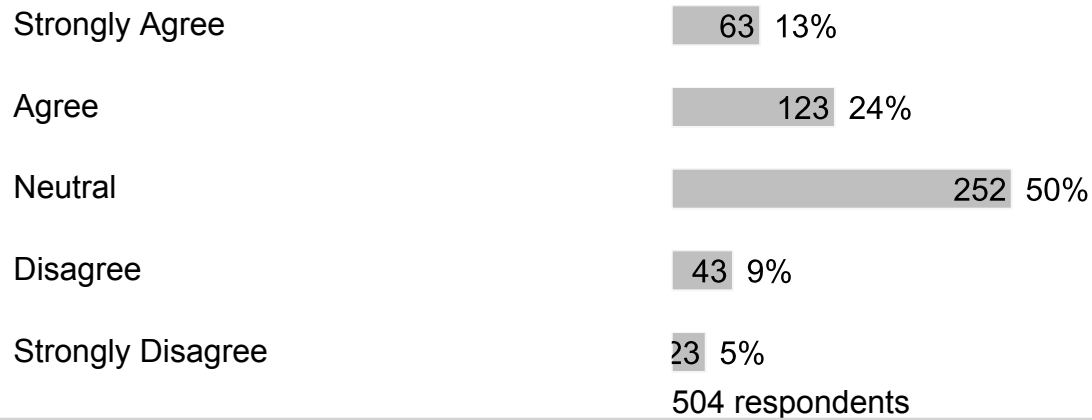


**20. Teachers regularly post information online or send home a newsletter.**






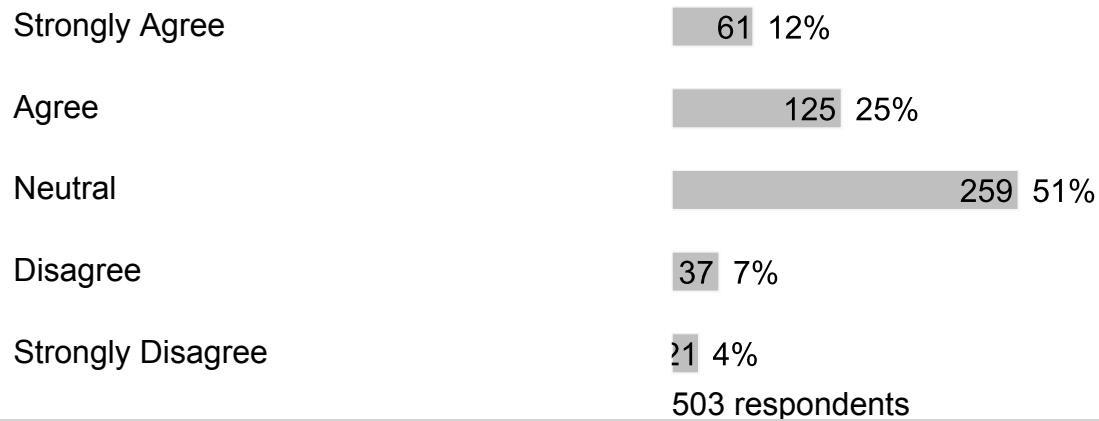
**21. My teachers keep my family informed of my academic progress.**




**22. My school considers students' opinions when changing rules/policies and planning ways to improve the school.**




**23. My school shares information about school success with my community.**



**24. Our school uses different ways to communicate what is happening to parents and students.**



**25. My school focuses on Customer Service (greeting with a smile and responding to questions and concerns within one business day).**



506 respondents

## H. Section 7

1. What else would you like to tell us about your school?

Free form text answers are available in the exported CSV report