

# BCPS STUDENT (Grades 6-12) CUSTOMER SURVEY 2025

---

run on 09/24/2025





# BCPS STUDENT (Grades 6-12) CUSTOMER SURVEY 2025

run on 09/24/2025

Custom Survey

1 survey(s) 350 response(s)

## Report Filters

**School:**  
N/A

**Race:**  
N/A

**Grade:**  
N/A

**Gender:**  
N/A

**Ethnicity:**  
N/A

**Tag:**  
N/A

## BCPS STUDENT (Grades 6-12) CUSTOMER SURVEY 2025

### Demographics

Number of Responses | Percentages of Total Responses

#### 1. Gender

Male	146	43%
Female	186	54%
Prefer not to answer	1	3%

343 respondents

#### 2. Race

Asian	3	4%
Black or African American	115	34%
Native Hawaiian or Other Pacific Islander	0	0%
White	133	40%
Multiracial	36	11%

Other 36 11%

334 respondents

### 3. Ethnicity

Hispanic 180 55%

Non-Hispanic or Latino 122 37%

Prefer not to answer 28 8%

330 respondents

### 4. Grade

Grade 9 82 23%

Grade 10 101 29%

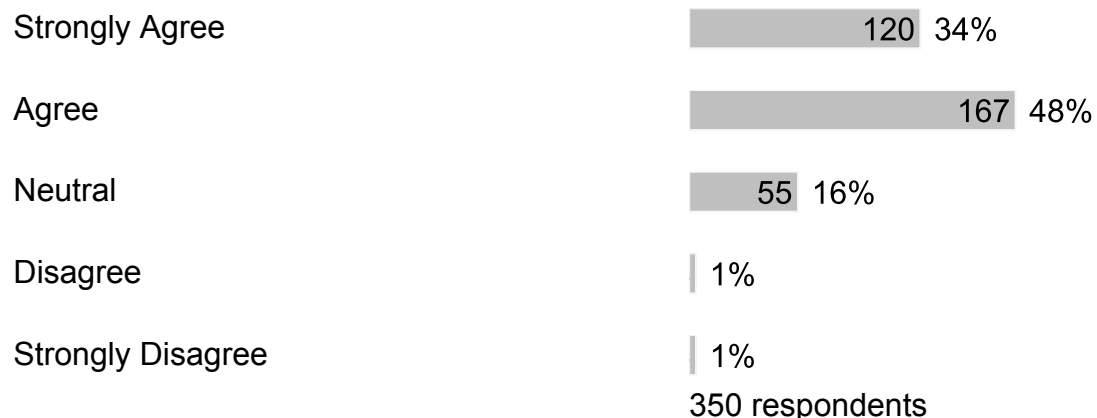
Grade 11 94 27%

Grade 12 73 21%

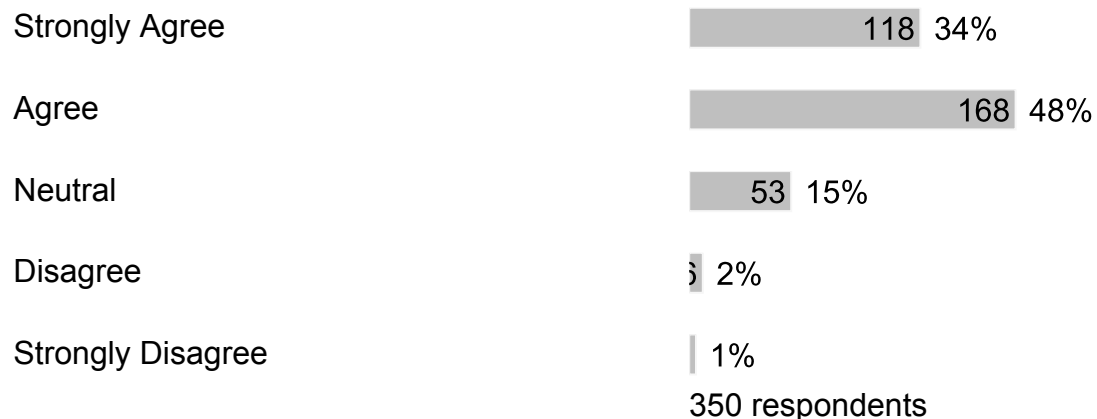
350 respondents

## C. Section 2

### 1. I feel safe at my school.



### 2. I feel safe getting to and from my school.



3. \*Note: Remember, this survey is anonymous, please report any bullying concerns to a trusted adult at your school. The next 10 questions ask about bullying. Bullying is when 1 or more students tease, threaten, spread rumors about, hit, shove, or hurt another student over and over again. It is not bullying when 2 students of about the same strength or power argue, fight or tease each other in a friendly way. During the past 12 months, have you ever been bullied on school property?

Yes 26 7%

No 324 93%

350 respondents

4. The primary location on school property where I was bullied during the last 12 months was:

In the classroom 1%

In the hallway 5 4%

Other school area 2 2%

Does not apply to me 323 93%

349 respondents

5. During the past 12 months, have you ever been electronically bullied? (Count being bullied through texting, Instagram, TikTok, Snapchat or other social media.)

Yes 20 6%

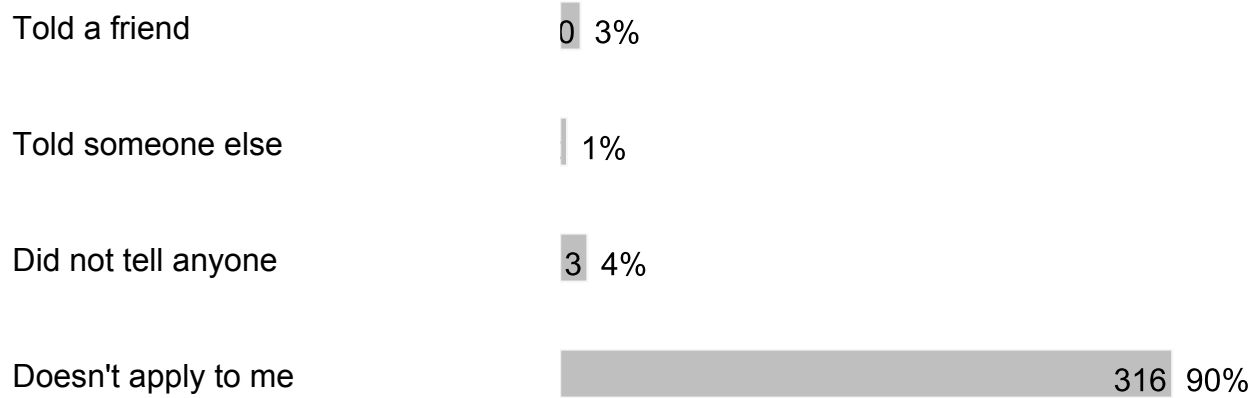
No 330 94%

350 respondents

6. After I was bullied, I:

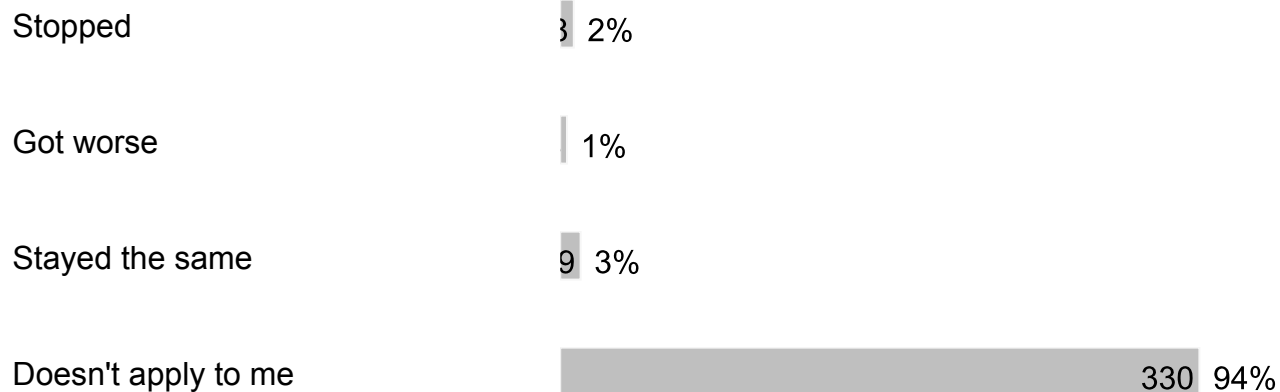
Told an adult at school 2 2%

Told a parent 1 1%



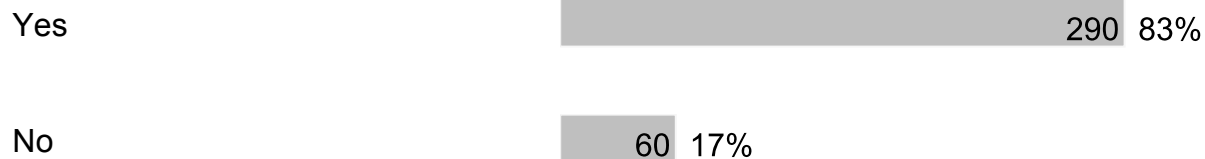
350 respondents

**7. After I told an adult at school about being bullied, the bullying:**



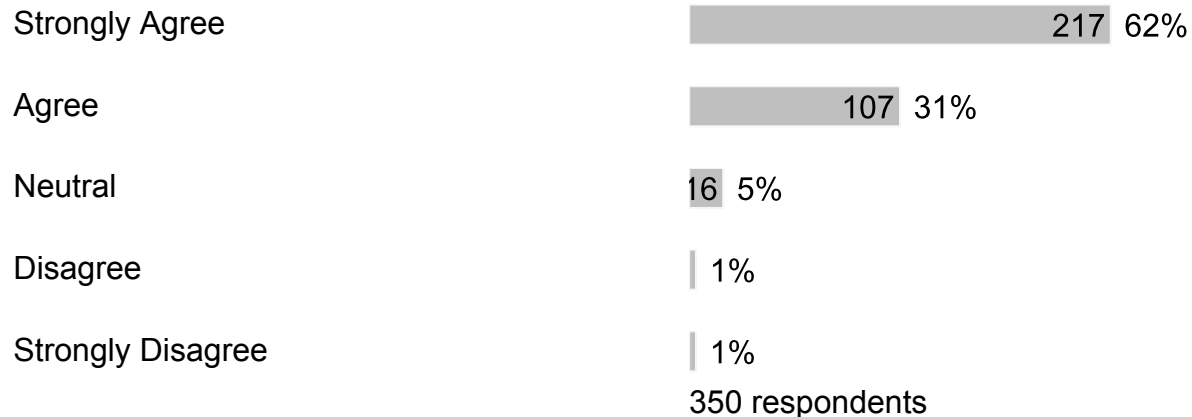
350 respondents

**8. A teacher or another adult at school taught our class about what bullying is this school year.**

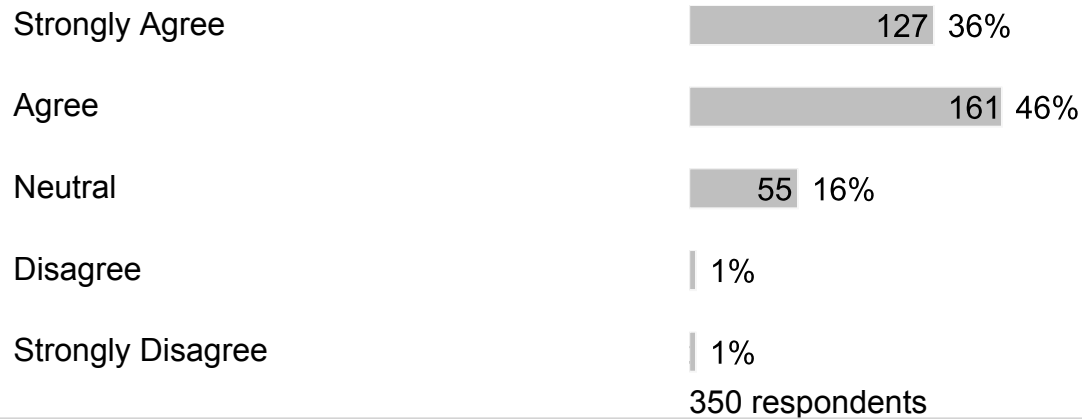


350 respondents

**9. I think bullying is wrong.**



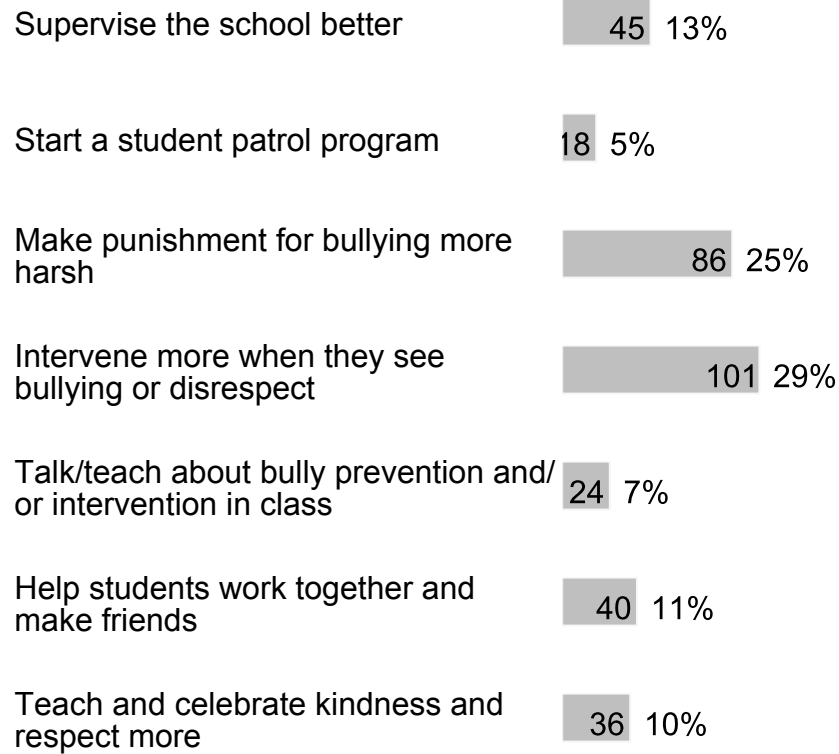
**10. I know different ways to intervene or help if bullying were occurring or going to occur.**



**11. I would intervene or help if another student was being bullied.**




**12. What can adults do to help stop bullying at school?**



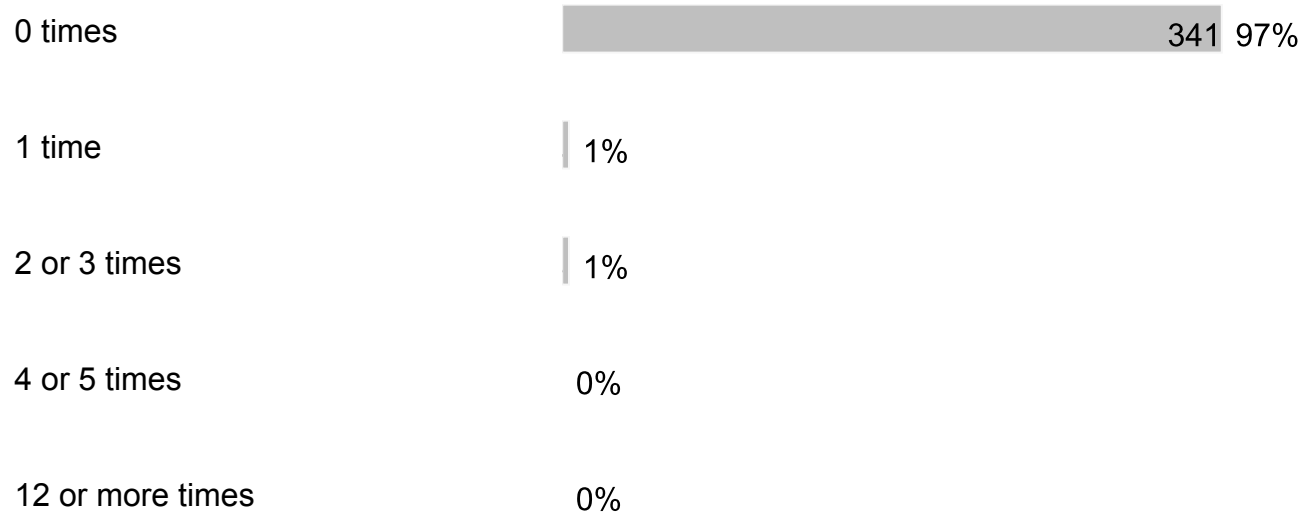
350 respondents

**13. During the past 30 days, how many days did you carry a weapon such as a gun, knife or club on school property?**



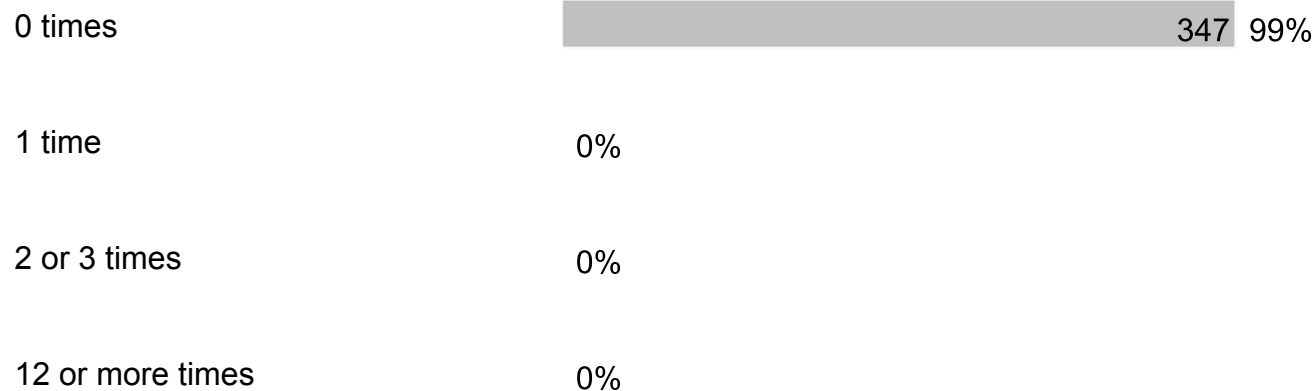
350 respondents

**14. During the past 30 days, how many times have you been threatened by another student at school?**



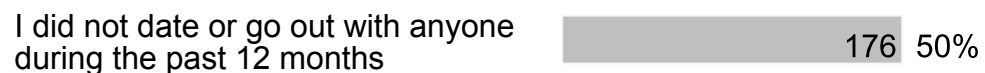
350 respondents

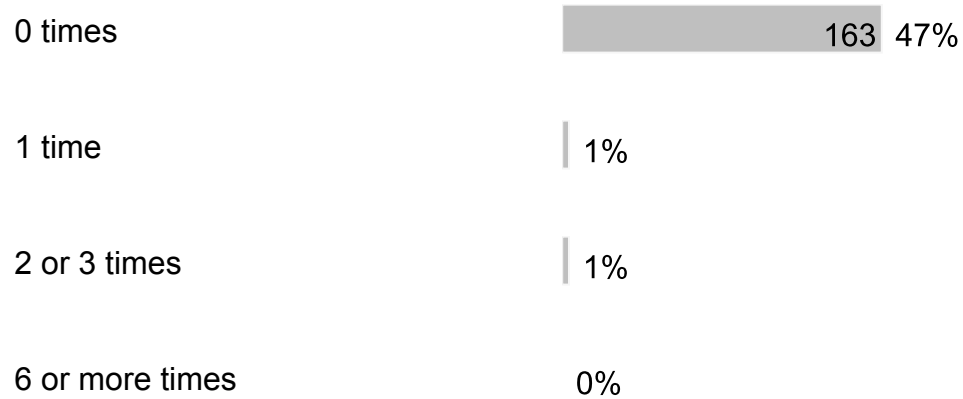
**15. During the past 12 months, how many times were you in a physical fight on school property?**



350 respondents

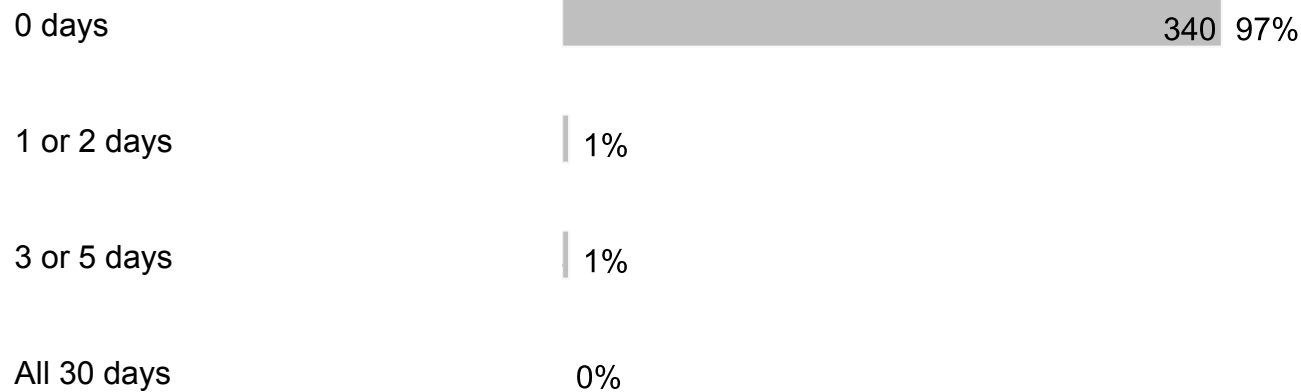
**16. During the past 12 months, how many times did someone you were dating or going out with physically hurt you on purpose? (Count such things as being hit, slammed into something or injured with an object or weapon.)**





350 respondents

**17.** During the past 30 days, how many days did you have at least one drink of alcohol? (Alcohol includes drinking beer, wine, flavored alcoholic beverages and liquor such as rum, gin, vodka, whiskey, etc.) For the purpose of this question, drinking alcohol does not include drinking a few sips of wine for religious purposes.



350 respondents

**18.** During the past 30 days, how many days did you use an electronic vapor product? (Electronic vapor products include JUUL, SMOK, Suorin, Vuse, blu e-cigarettes, vapes, vape pens, e-cigars, e-hookahs, hookah pens, mods, etc.)



1 or 2 days	1%
6 to 9 days	0%
All 30 days	0%

350 respondents

**19.** During the past 30 days, how many days did you use marijuana (also called pot or weed)? Do not count CBD-only or hemp products, which come from the same plant as marijuana, but do not cause a high when used alone.

0 days	349	100%
All 30 days	0%	

350 respondents

**20.** During the school year, I participated in alcohol, other drug or tobacco prevention activities or lessons.

Yes	194	55%
No	156	45%

350 respondents

**21.** I believe drinking alcohol is bad for your brain.

Yes	325	93%
No	25	7%

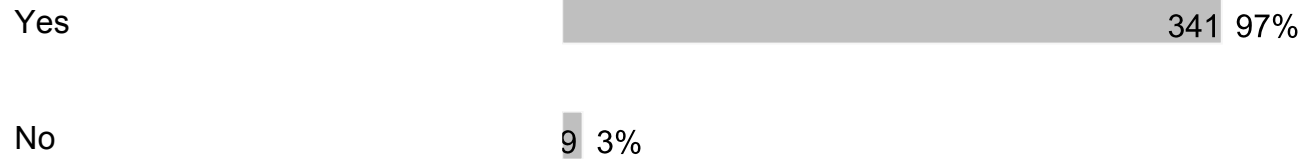
350 respondents

**22.** In your opinion, what percentage of Broward County students in grades 6 - 12 choose not to drink alcohol?



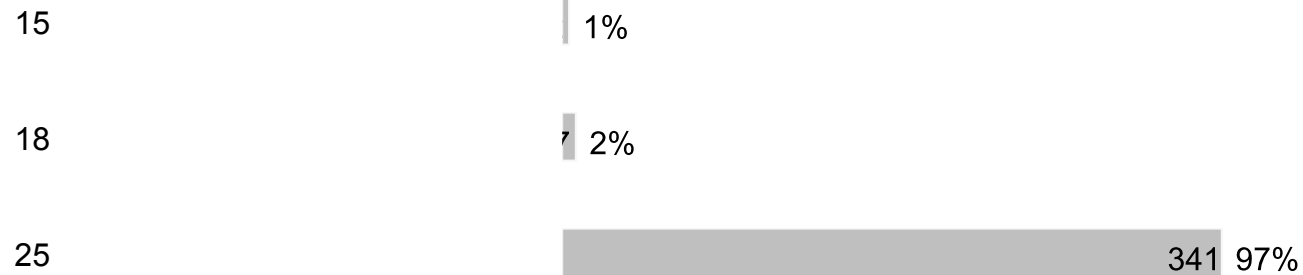
350 respondents

**23.** I believe using drugs are bad for your health.




350 respondents

**24.** At what age is a human brain fully developed?



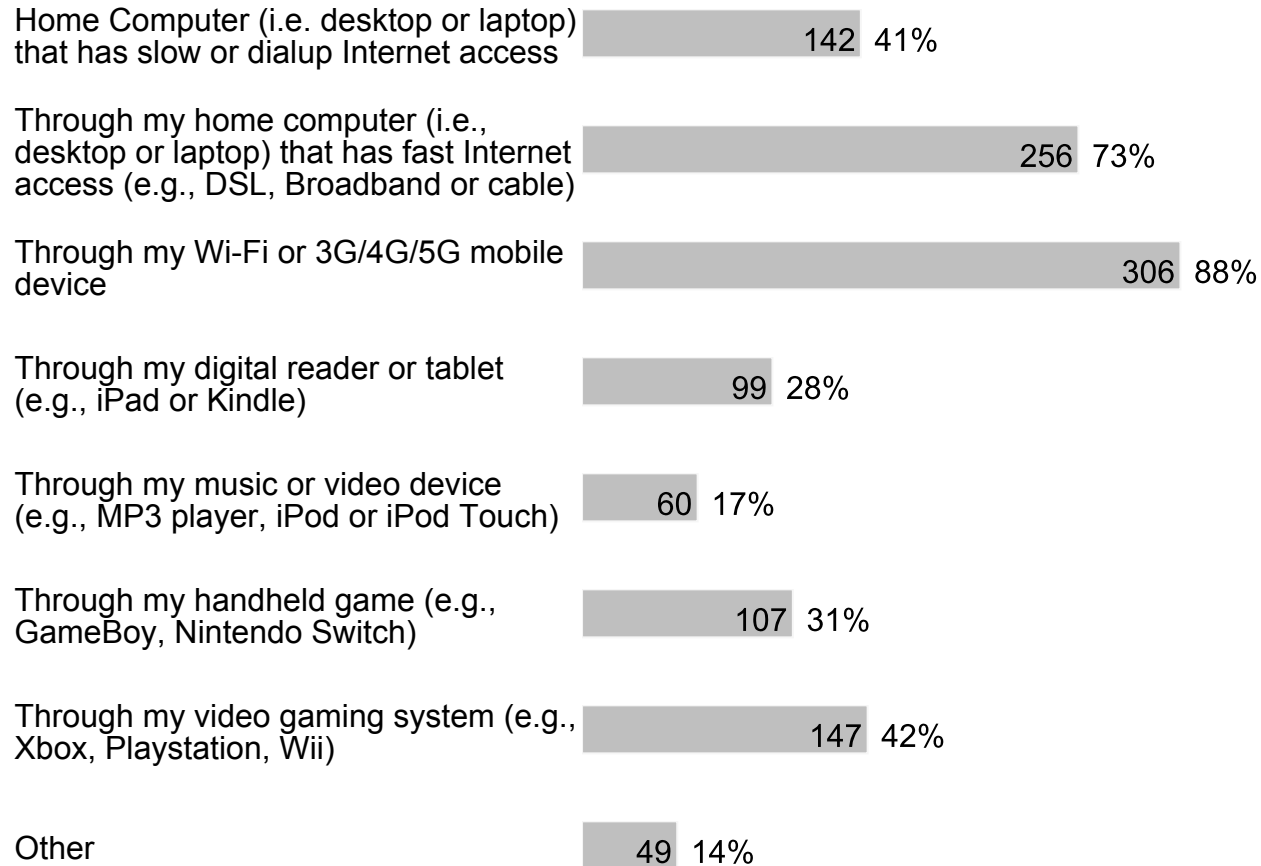
350 respondents

**25.** My school is clean and well-maintained.



## D. Section 3

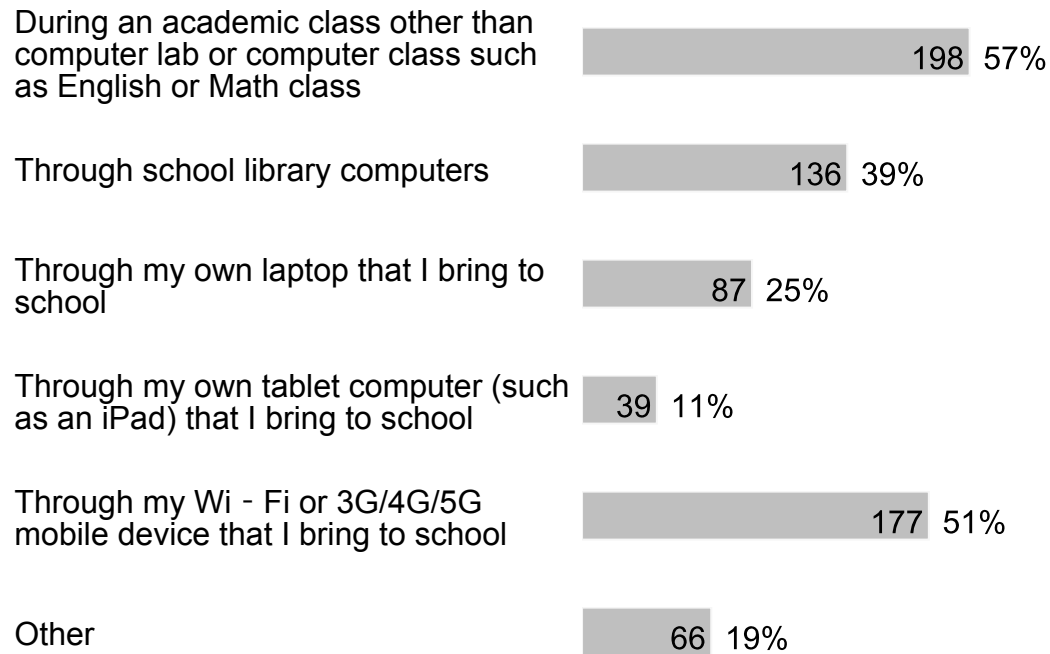
1. During a typical week, I have access to the internet at home in the following ways (check all that apply):



349 respondents

2. During a typical school day, I have access to the internet at school in the following ways (check all that apply):

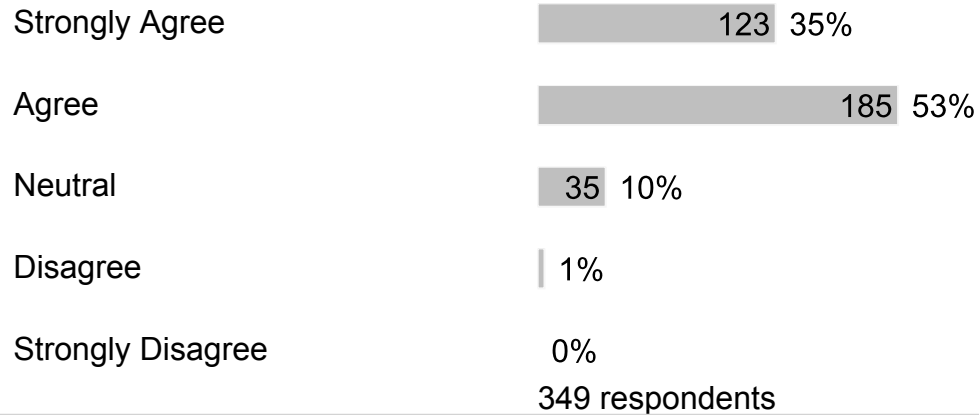




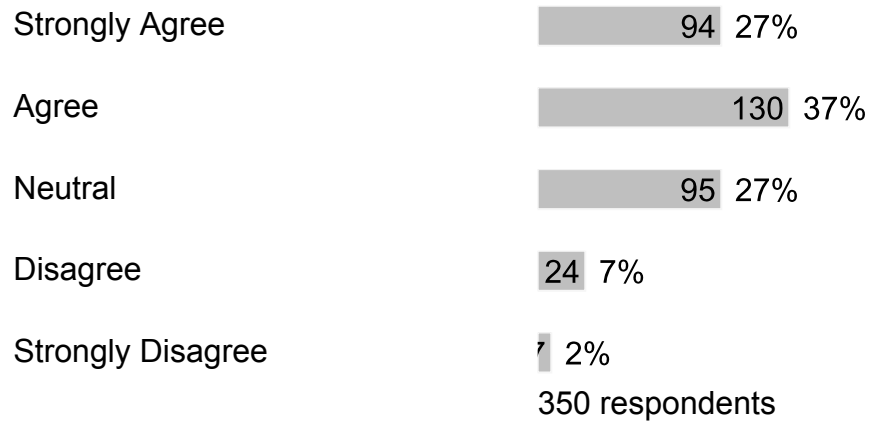
350 respondents

## E. Section 4

1. My school provides sufficient material resources (books, supplies, technology, etc.) to meet my needs.

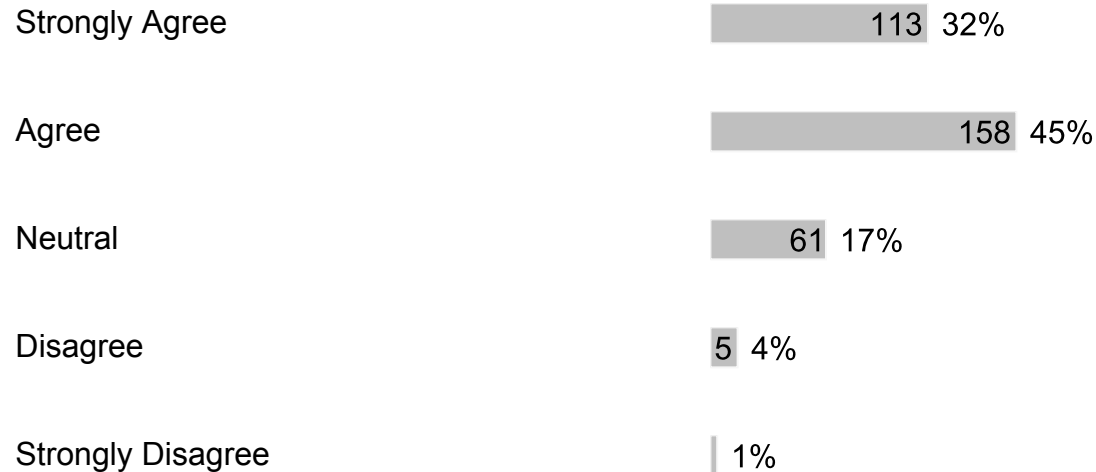


2. I would recommend my school to my friends.



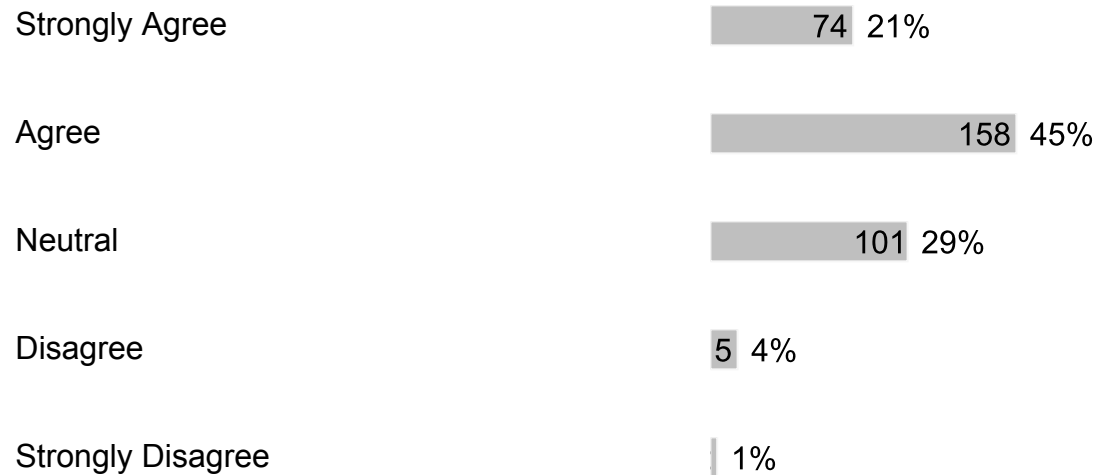
## F. Section 5

1. If I have a problem, I know who I can go to for help.



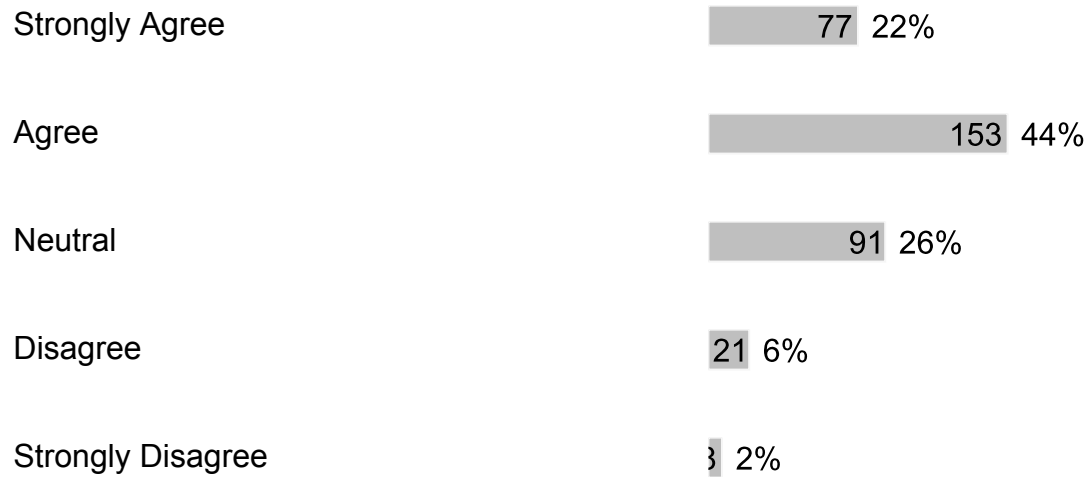
350 respondents

2. In my school, students treat adults with respect.




350 respondents

**3. In my school, adults treat students with respect.**



350 respondents

**4. In my school, students treat each other with respect.**



349 respondents

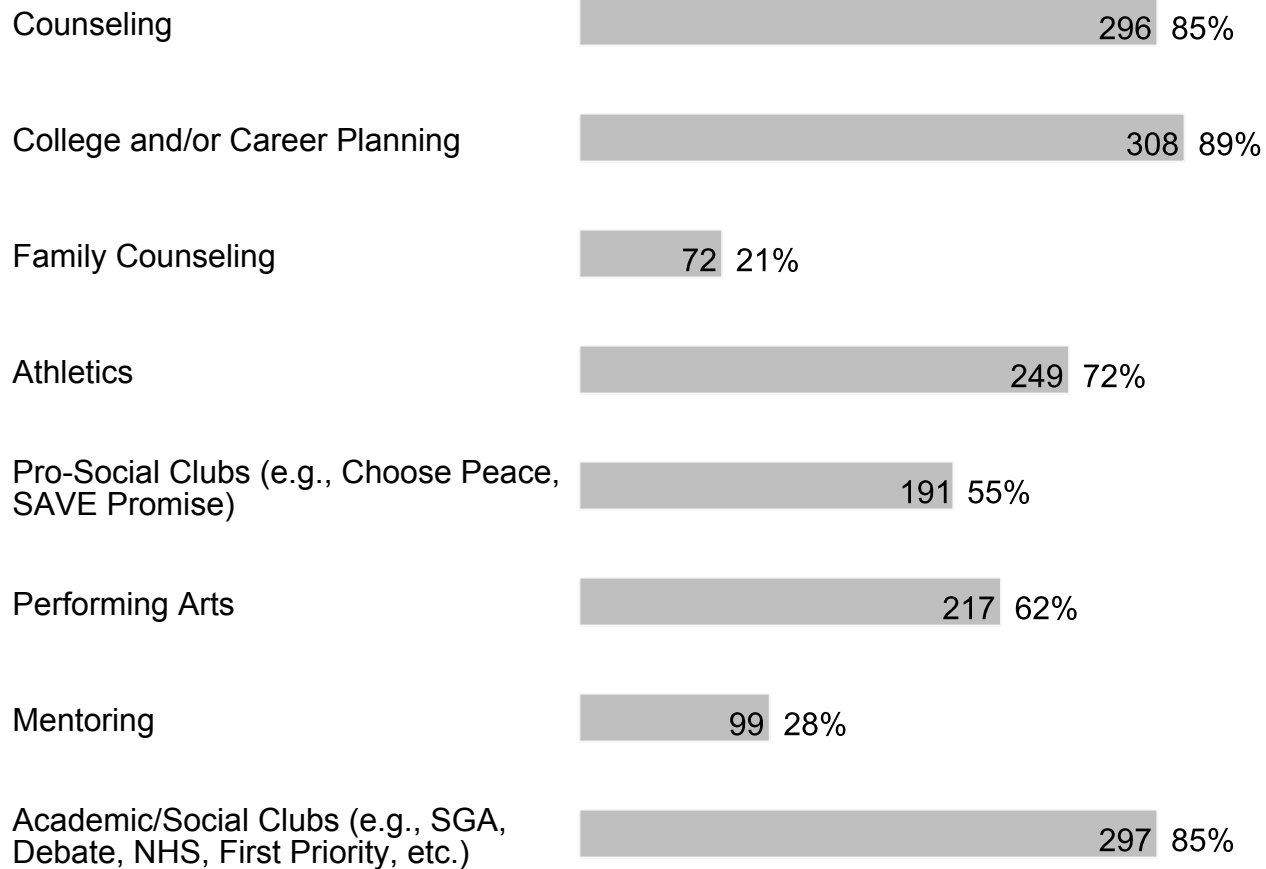
**5. My school provides me the support that I need.**

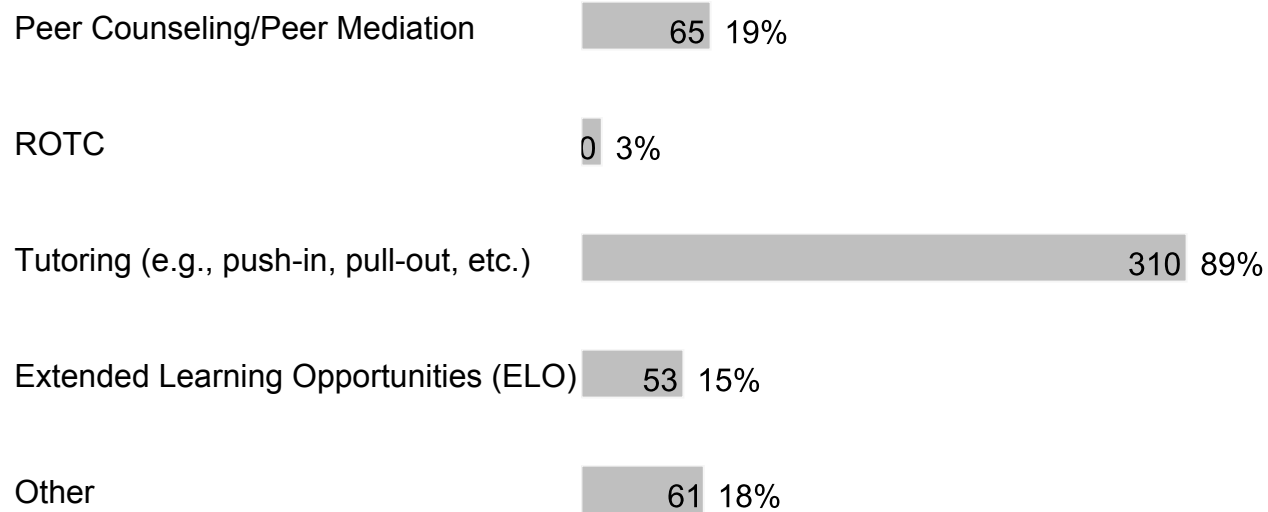




348 respondents

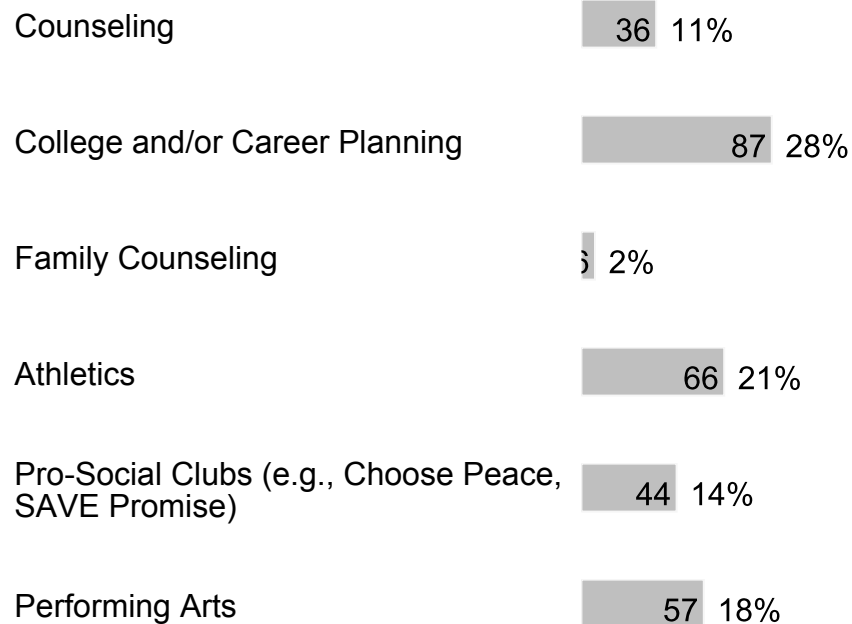
**6. At my school, the following programs/services are available (check all that apply):**

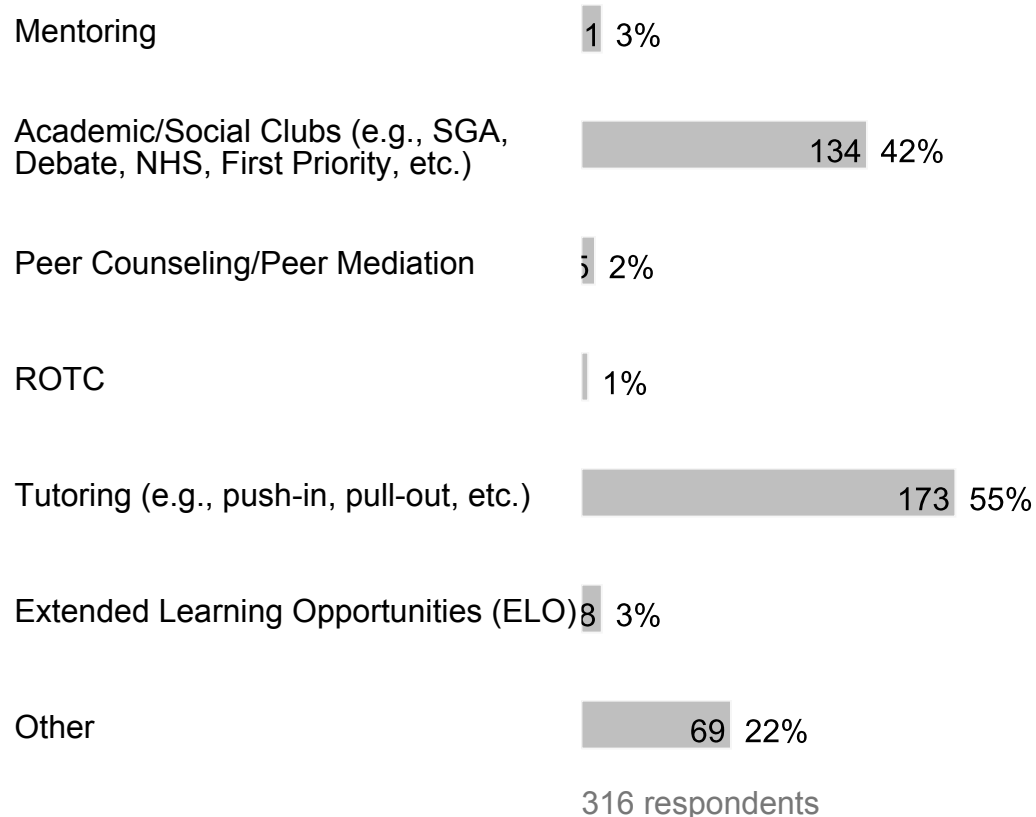




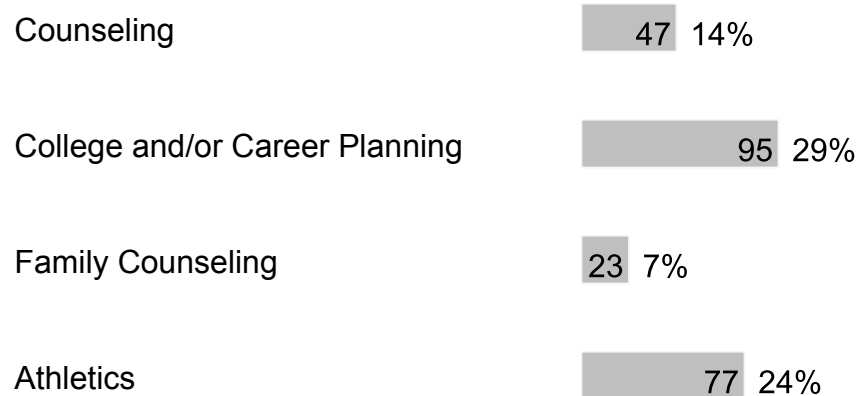
348 respondents

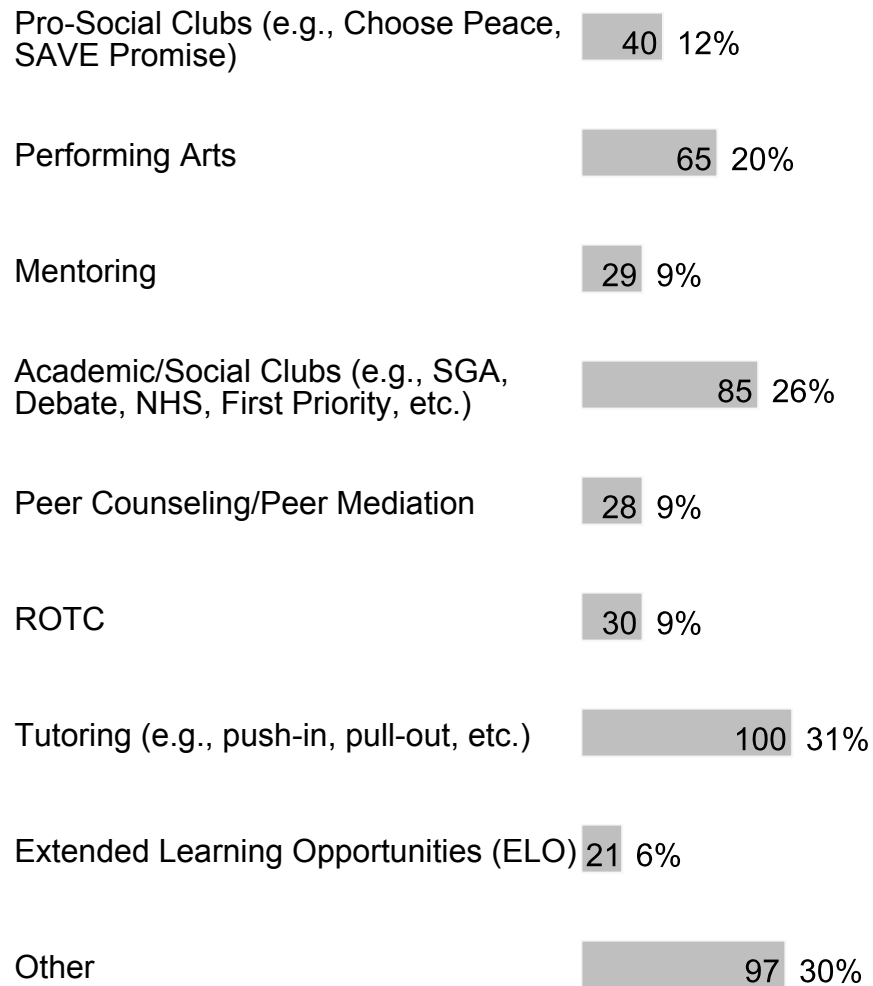
7. At my school, I participate in the following programs/services (check all that apply):





**8. These are the programs/services at my school that I value most or would value if they were available at my school (check all that apply):**





326 respondents

**9. I am friends with other students at this school.**

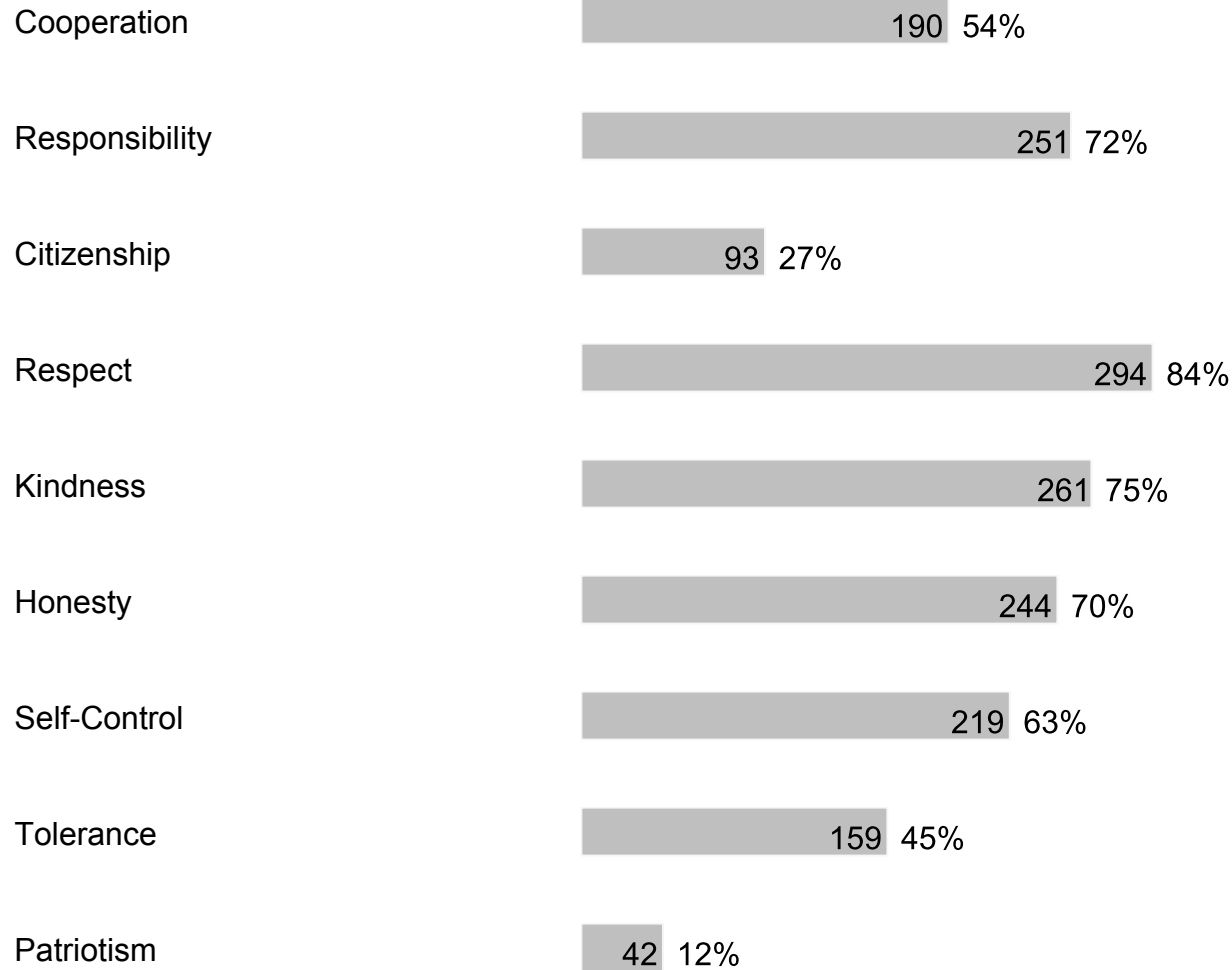


Disagree 2%

Strongly Disagree 1%

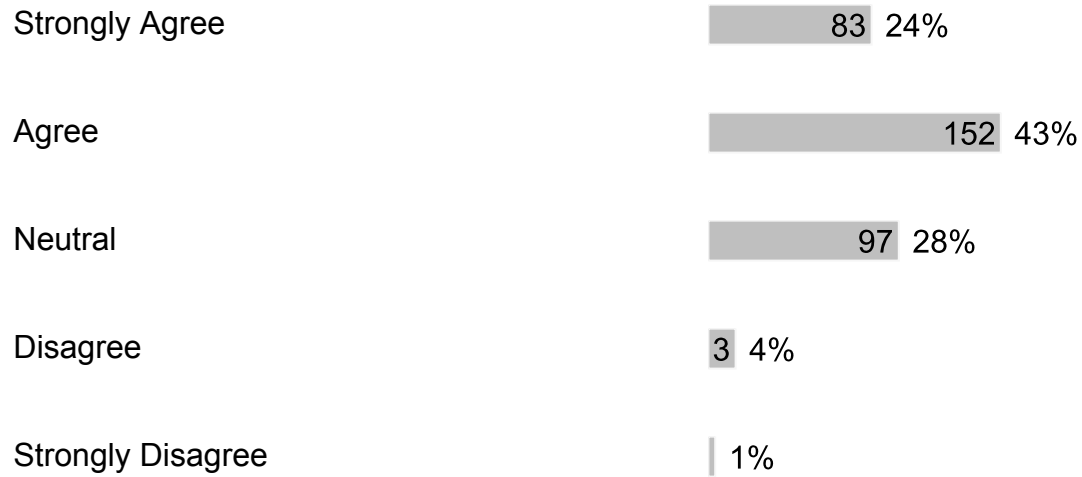
350 respondents

**10. Which character traits do you value the most in yourself and others? (check all that apply)**




350 respondents

**11. I receive acknowledgement and/or praise for my strengths or accomplishments by adults at my school.**



350 respondents

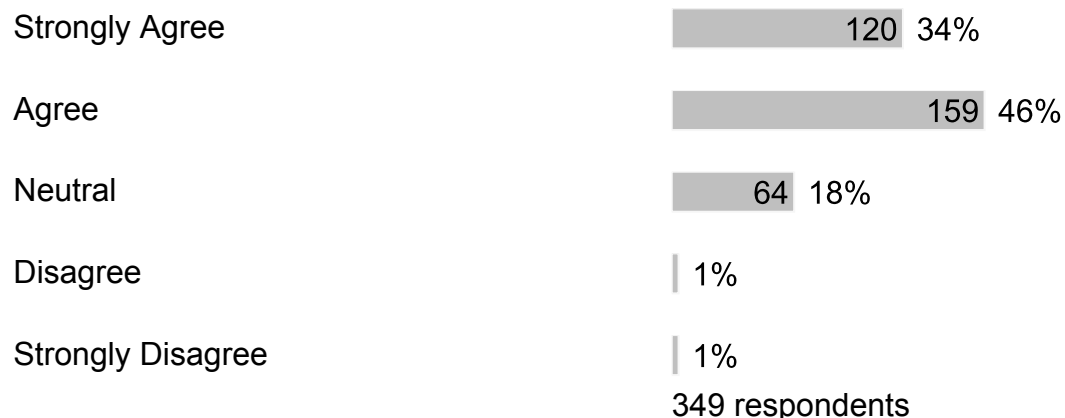
**12. I enjoy eating food prepared by the cafeteria.**



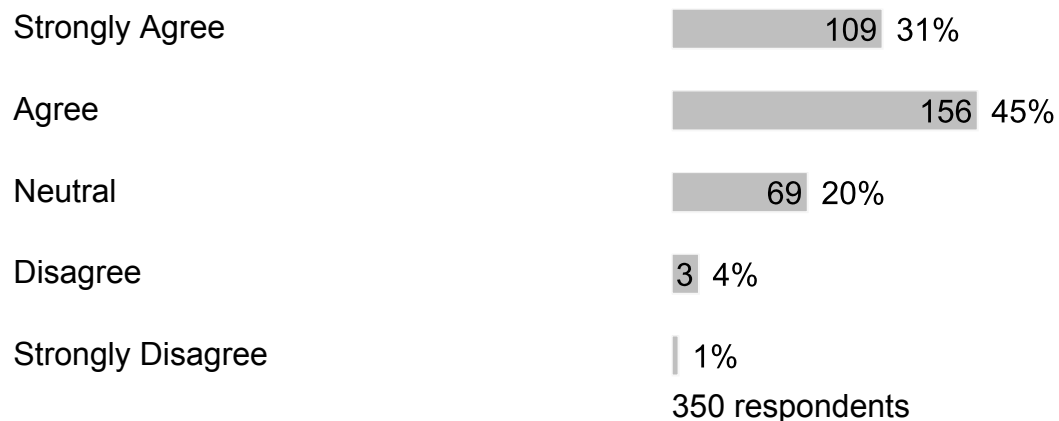
350 respondents

## G. Section 6

1. In my school, a high-quality education is offered.



2. My school provides me with challenging curriculum, uses a variety of teaching methods and learning experiences to develop the skills I need to succeed.



3. My school motivates me to set academic goals and learn new things.



Neutral	81	23%
Disagree	2	3%
Strongly Disagree	1	1%

350 respondents

**4. My teachers use tests, projects, presentations, and portfolios to assess my understanding of what was taught.**

Strongly Agree	120	34%
Agree	172	49%
Neutral	49	14%
Disagree	1	1%
Strongly Disagree	0	0%
N/A	1	1%

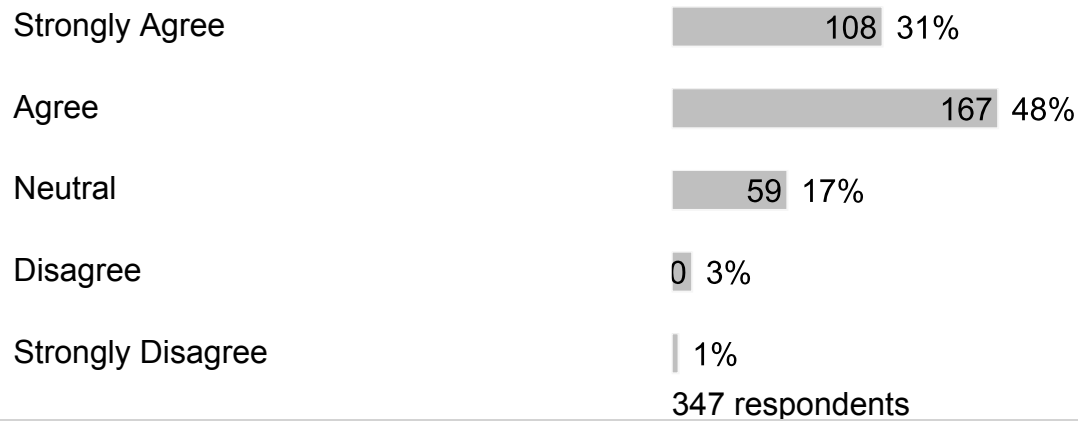
350 respondents

**5. My school prepares me for success in the next school year.**

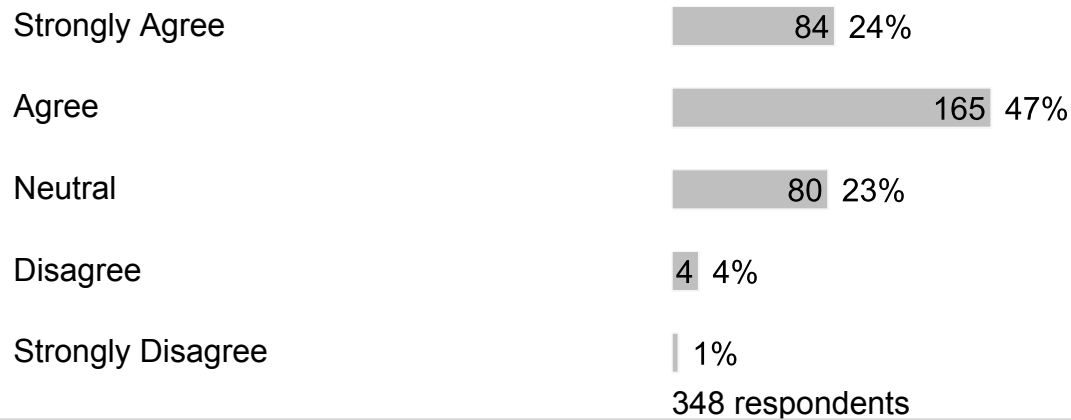
Strongly Agree	120	34%
Agree	165	47%
Neutral	55	16%
Disagree	1	1%
Strongly Disagree	1	1%

349 respondents


**6. Lessons and materials in our school prepare us to be effective users of media and technology.**



**7. In class, students spend considerable amounts of time actively engaged in learning (such as solving problems, discussing ideas, creating their own work, reading, writing, speaking and researching).**




**8. My teachers effectively engage students in the classroom and encourage creative thinking.**



349 respondents

**9. There are few distractions during class.**



350 respondents

**10. Students are encouraged to work in groups regularly.**



349 respondents

**11. Teachers are generally fair when it comes to grading student work.**



Strongly Disagree 9 3%  
350 respondents

**12. I give class presentations or share my work with classmates.**

Strongly Agree 71 20%  
Agree 184 53%  
Neutral 78 22%  
Disagree 1 3%  
Strongly Disagree 3 2%  
350 respondents

**13. I work on assignments that challenge me and/or take more than one class period to complete.**

Strongly Agree 100 29%  
Agree 176 51%  
Neutral 61 18%  
Disagree 3 2%  
Strongly Disagree 1 1%  
348 respondents

**14. I complete meaningful homework to review what I learned in class and/or prepare for the next day's lesson.**

Strongly Agree 77 22%  
Agree 161 46%  
Neutral 88 25%

Disagree 3 4%

Strongly Disagree 0 3%

349 respondents

**15. I receive feedback about my work that helps me better understand what I'm learning.**

Strongly Agree 84 24%

Agree 162 46%

Neutral 90 26%

Disagree 0 3%

Strongly Disagree 1 1%

350 respondents

**16. I am provided opportunities to correct or improve my work.**

Strongly Agree 84 24%

Agree 155 44%

Neutral 91 26%

Disagree 3 4%

Strongly Disagree 3 2%

349 respondents

**17. I am provided opportunities to participate in class discussions and activities.**

Strongly Agree 92 26%

Agree 194 56%

Neutral 57 16%  
Disagree 1 1%  
Strongly Disagree 1 1%

349 respondents

**18. My teachers explain their expectations so I can be successful.**

Strongly Agree 100 29%  
Agree 179 51%  
Neutral 64 18%  
Disagree 1 1%  
Strongly Disagree 1 1%

350 respondents


**19. My teachers provide me with information about how well I am doing in school.**

Strongly Agree 76 22%  
Agree 163 47%  
Neutral 93 27%  
Disagree 2 3%  
Strongly Disagree 3 2%


350 respondents

**20. Teachers regularly post information online or send home a newsletter.**

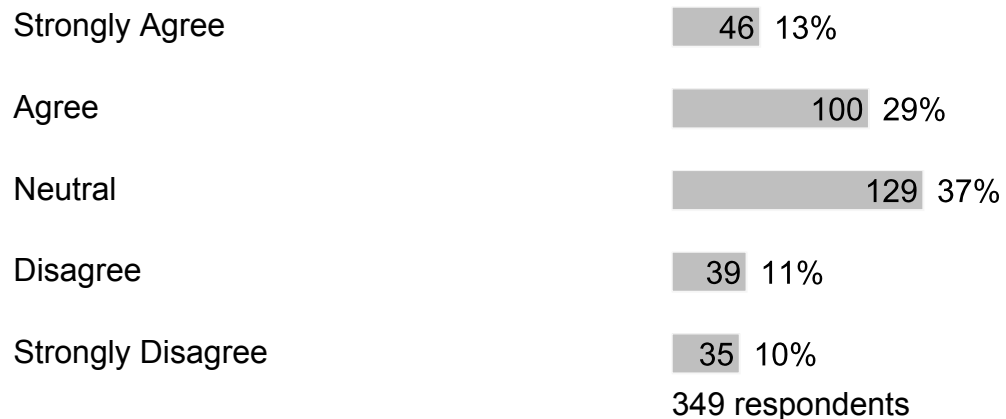
Strongly Agree 76 22%




**21. My teachers keep my family informed of my academic progress.**



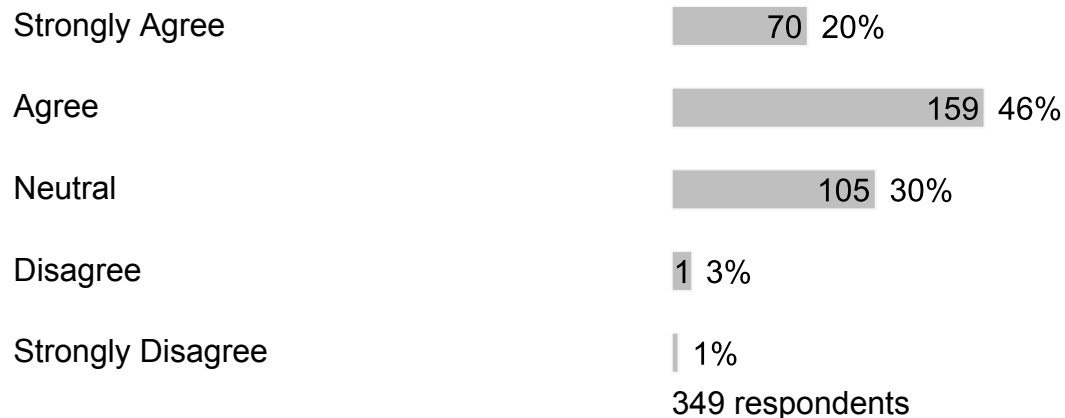
**22. My school considers students' opinions when changing rules/policies and planning ways to improve the school.**




**23. My school shares information about school success with my community.**



**24. Our school uses different ways to communicate what is happening to parents and students.**



**25. My school focuses on Customer Service (greeting with a smile and responding to questions and concerns within one business day).**



350 respondents

## H. Section 7

1. What else would you like to tell us about your school?

Free form text answers are available in the exported CSV report