

# BCPS STUDENT (Grades 6-12) CUSTOMER SURVEY 2025

---

run on 09/19/2025



surveys



# BCPS STUDENT (Grades 6-12) CUSTOMER SURVEY 2025

run on 09/19/2025

Custom Survey

1 survey(s) 998 response(s)

## Report Filters

**School:**  
N/A

**Race:**  
N/A

**Grade:**  
N/A

**Gender:**  
N/A

**Ethnicity:**  
N/A

**Tag:**  
N/A

## BCPS STUDENT (Grades 6-12) CUSTOMER SURVEY 2025

### Demographics

Number of Responses | Percentages of Total Responses

#### 1. Gender

Male	405	41%
Female	543	55%
Prefer not to answer	1	3%

979 respondents

#### 2. Race

American Indian or Alaska Native	1	1%
Asian	7	3%
Black or African American	400	42%
Native Hawaiian or Other Pacific Islander	1	1%
White	360	38%

Multiracial 80 8%

Other 67 7%

950 respondents

### 3. Ethnicity

Hispanic 323 38%

Non-Hispanic or Latino 403 47%

Prefer not to answer 135 16%

861 respondents

### 4. Grade

Grade 6 0%

Grade 7 0%

Grade 8 0%

Grade 9 129 13%

Grade 10 352 35%


Grade 11 230 23%

Grade 12 280 28%

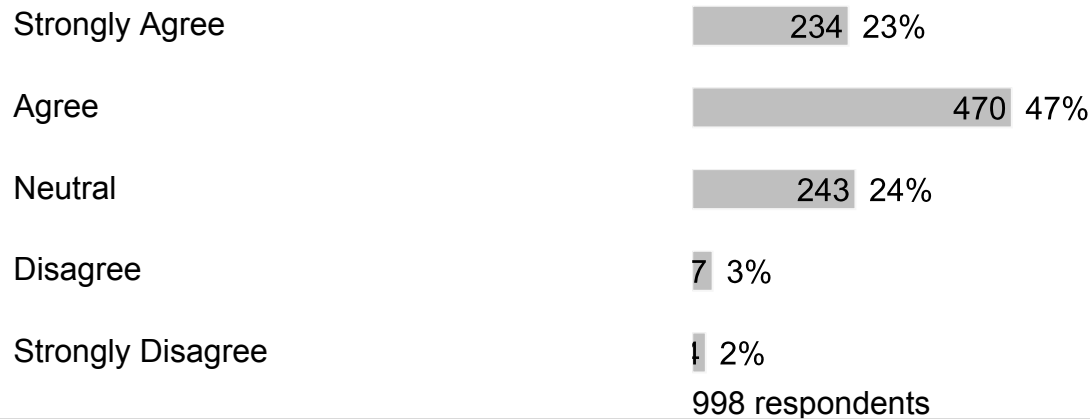
998 respondents

## C. Section 2

### 1. I feel safe at my school.



### 2. I feel safe getting to and from my school.



3. \*Note: Remember, this survey is anonymous, please report any bullying concerns to a trusted adult at your school. The next 10 questions ask about bullying. Bullying is when 1 or more students tease, threaten, spread rumors about, hit, shove, or hurt another student over and over again. It is not bullying when 2 students of about the same strength or power argue, fight or tease each other in a friendly way. During the past 12 months, have you ever been bullied on school property?

Yes 90 9%

No 908 91%

998 respondents

4. The primary location on school property where I was bullied during the last 12 months was:

On the school bus 0%

In the classroom 9 3%

In the cafeteria 1 1%

In the hallway 5 2%

In the restroom 0%

Other school area 1 1%

Does not apply to me 917 93%

989 respondents

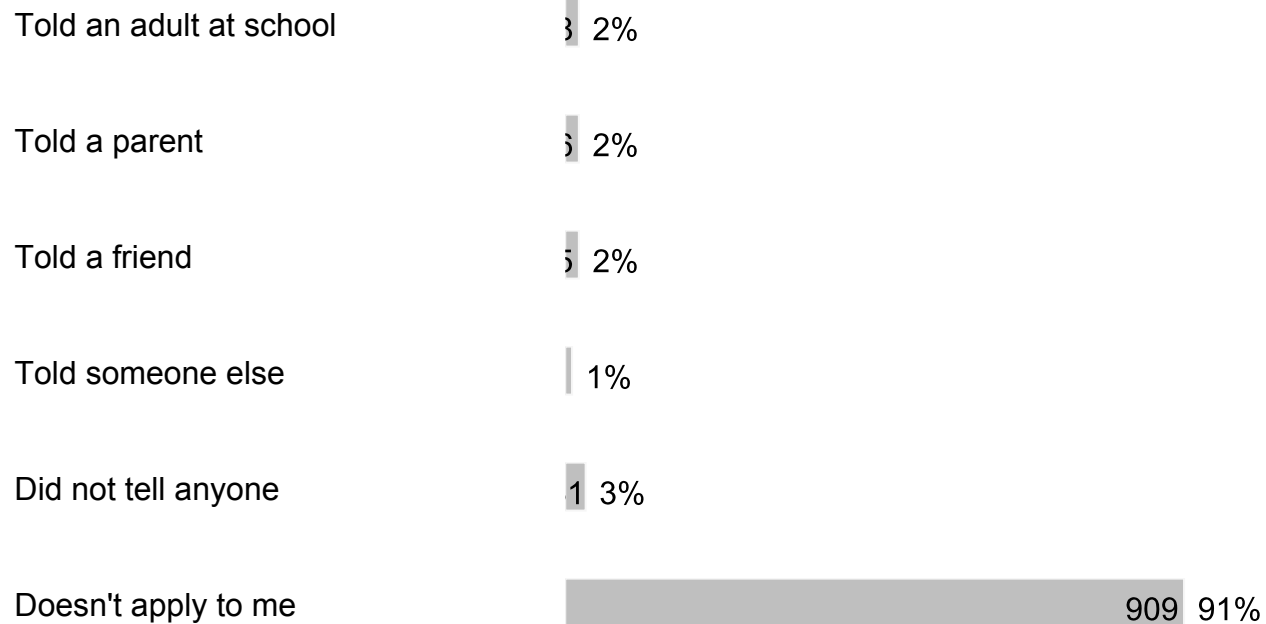
5. During the past 12 months, have you ever been electronically bullied? (Count being bullied through texting, Instagram, TikTok, Snapchat or other social media.)

Yes 52 5%

No 946 95%


998 respondents

**6. After I was bullied, I:**



998 respondents

**7. After I told an adult at school about being bullied, the bullying:**



998 respondents

**8. A teacher or another adult at school taught our class about what bullying is this school year.**

Yes 626 63%

No 372 37%

998 respondents

**9. I think bullying is wrong.**

Strongly Agree 535 54%

Agree 297 30%

Neutral 128 13%

Disagree 3 2%

Strongly Disagree 2 2%

998 respondents

**10. I know different ways to intervene or help if bullying were occurring or going to occur.**

Strongly Agree 267 27%

Agree 432 43%

Neutral 265 27%

Disagree 3 2%

Strongly Disagree 3 2%

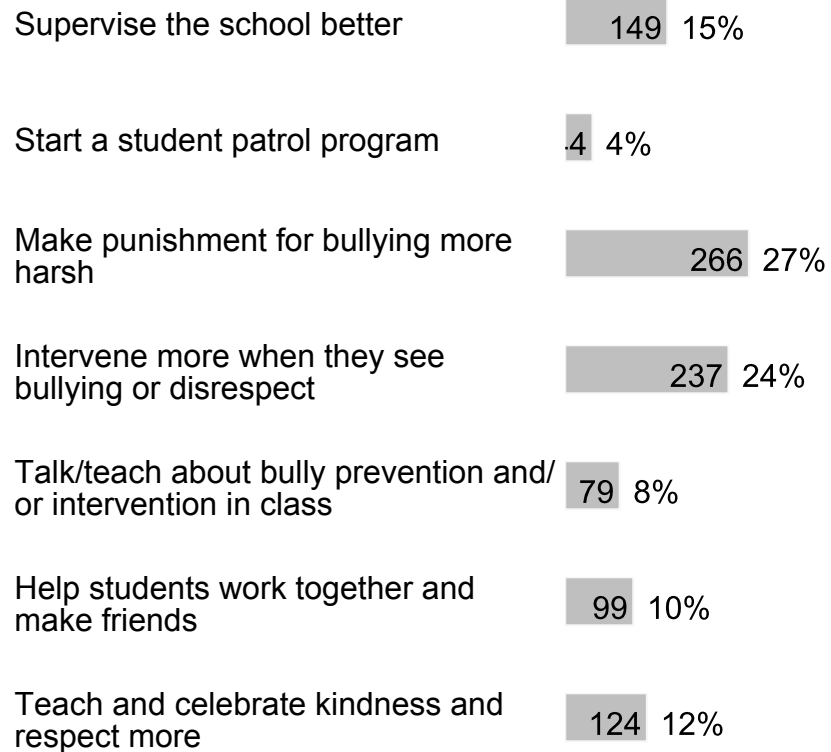
998 respondents

**11. I would intervene or help if another student was being bullied.**

Strongly Agree 238 24%

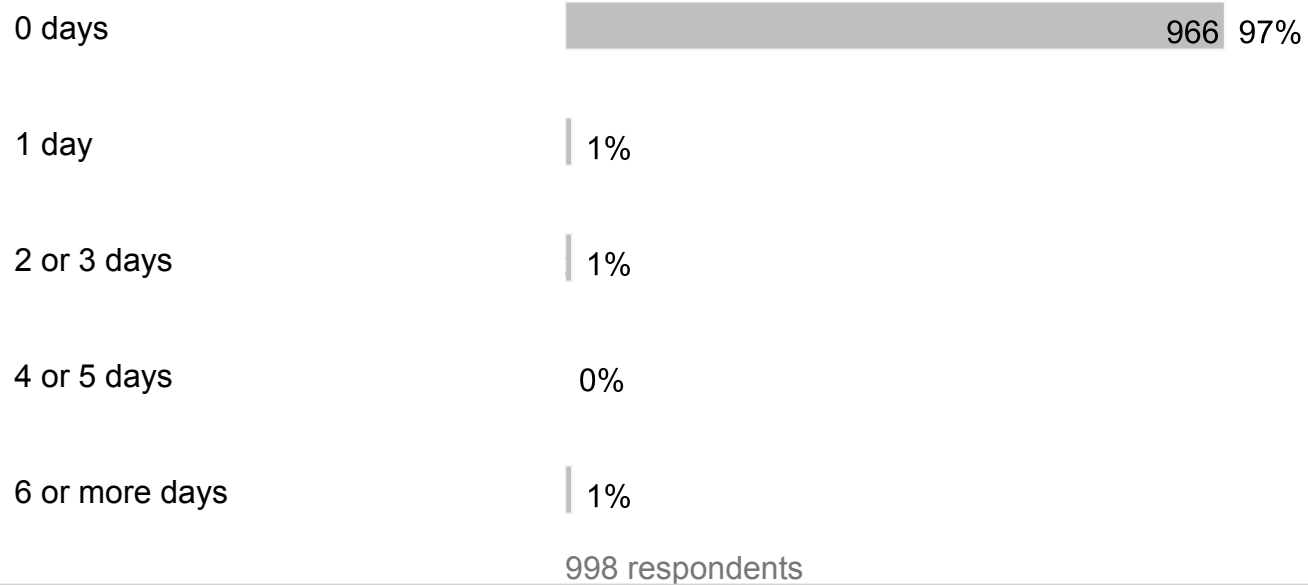


**12. What can adults do to help stop bullying at school?**

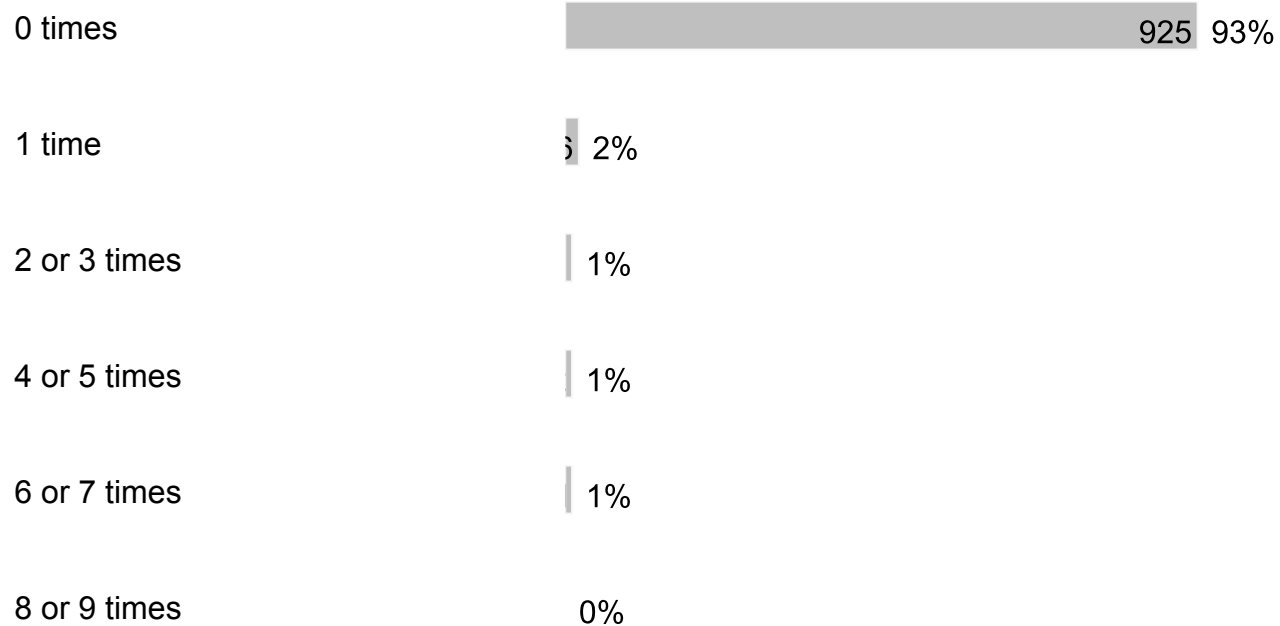


998 respondents

**13. During the past 30 days, how many days did you carry a weapon such as a gun, knife or club on school property?**



**14. During the past 30 days, how many times have you been threatened by another student at school?**



10 or 11 times 0%

12 or more times 1%

998 respondents

**15. During the past 12 months, how many times were you in a physical fight on school property?**

0 times 932 95%

1 time 5 2%

2 or 3 times 1 1%

4 or 5 times 1 1%

6 or 7 times 0%

8 or 9 times 0%

10 or 11 times 0%

12 or more times 1%

985 respondents

**16. During the past 12 months, how many times did someone you were dating or going out with physically hurt you on purpose? (Count such things as being hit, slammed into something or injured with an object or weapon.)**

I did not date or go out with anyone during the past 12 months 534 54%

0 times 421 42%

1 time 1 1%

2 or 3 times 2 2%

4 or 5 times 1 1%

6 or more times 1 1%

998 respondents

**17.** During the past 30 days, how many days did you have at least one drink of alcohol? (Alcohol includes drinking beer, wine, flavored alcoholic beverages and liquor such as rum, gin, vodka, whiskey, etc.) For the purpose of this question, drinking alcohol does not include drinking a few sips of wine for religious purposes.

0 days 925 93%

1 or 2 days 1 3%

3 or 5 days 2 2%

6 to 9 days 1 1%

10 to 19 days 1 1%

20 to 29 days 0%

All 30 days 0%

998 respondents

**18.** During the past 30 days, how many days did you use an electronic vapor product? (Electronic vapor products include JUUL, SMOK, Suorin, Vuse, blu e-cigarettes, vapes, vape pens, e-cigars, e-hookahs, hookah pens, mods, etc.)

0 days 956 96%

1 or 2 days 1%

3 or 5 days 0%

6 to 9 days 1%

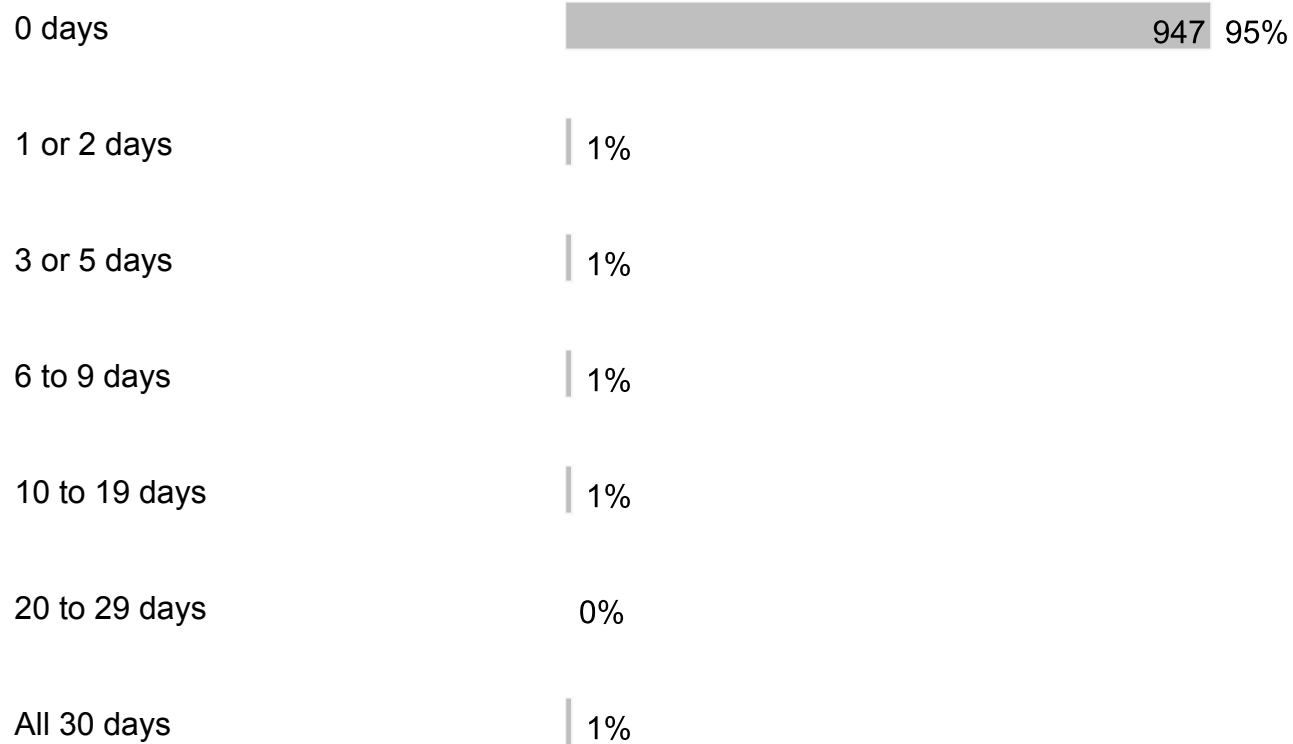
10 to 19 days 1%

20 to 29 days 1%

All 30 days 1%

998 respondents

**19.** During the past 30 days, how many days did you use marijuana (also called pot or weed)? Do not count CBD-only or hemp products, which come from the same plant as marijuana, but do not cause a high when used alone.



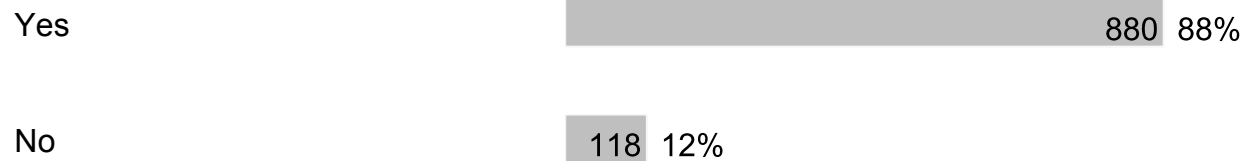
998 respondents

**20. During the school year, I participated in alcohol, other drug or tobacco prevention activities or lessons.**




998 respondents

**21. I believe drinking alcohol is bad for your brain.**



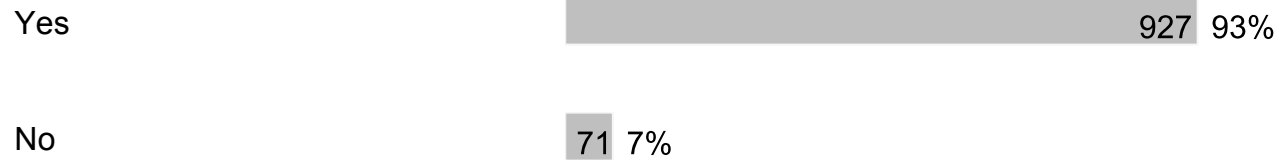
998 respondents

**22.** In your opinion, what percentage of Broward County students in grades 6 - 12 choose not to drink alcohol?



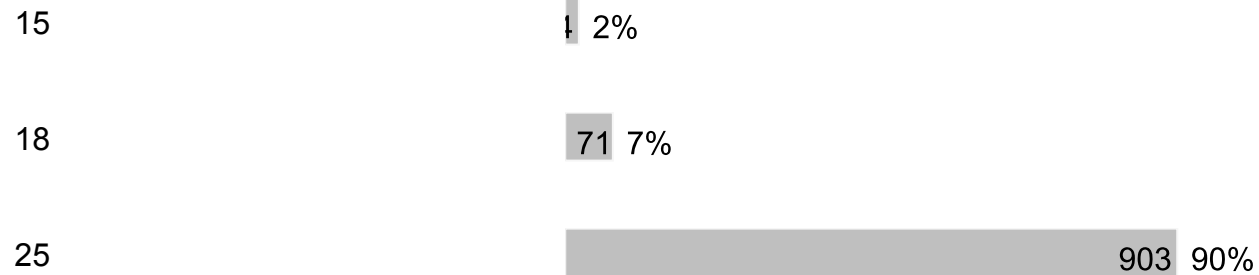
998 respondents

**23.** I believe using drugs are bad for your health.




998 respondents

**24.** At what age is a human brain fully developed?



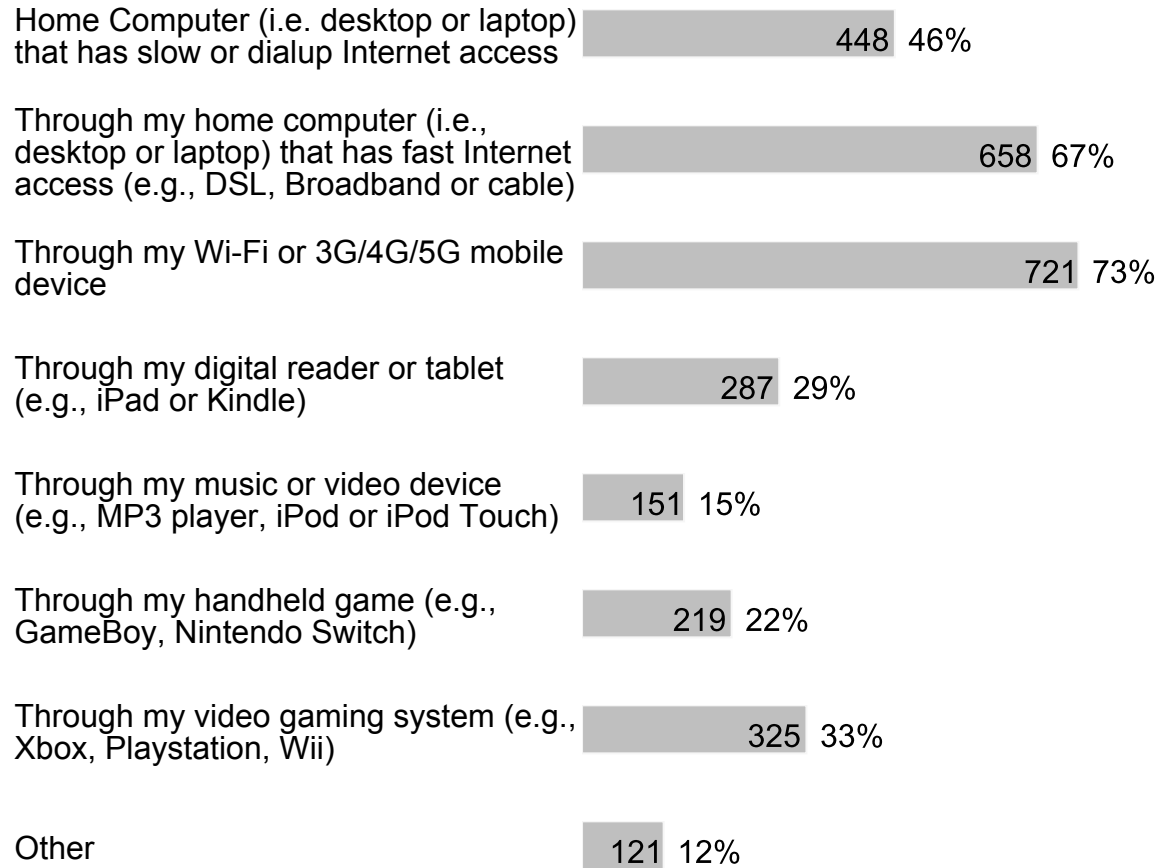
998 respondents

**25.** My school is clean and well-maintained.



## D. Section 3

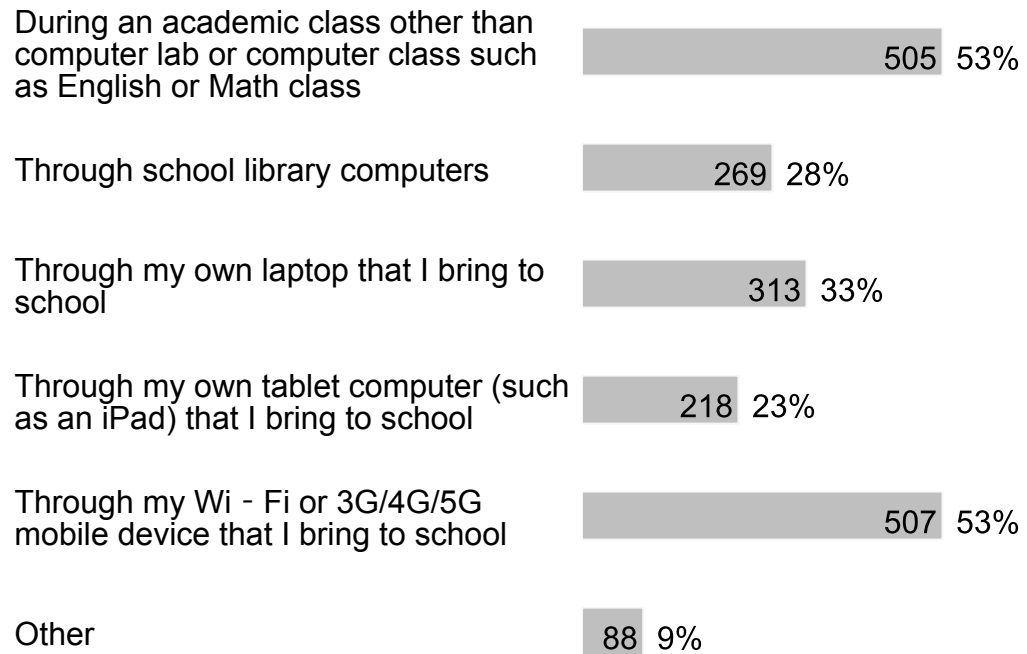
1. During a typical week, I have access to the internet at home in the following ways (check all that apply):



983 respondents

2. During a typical school day, I have access to the internet at school in the following ways (check all that apply):

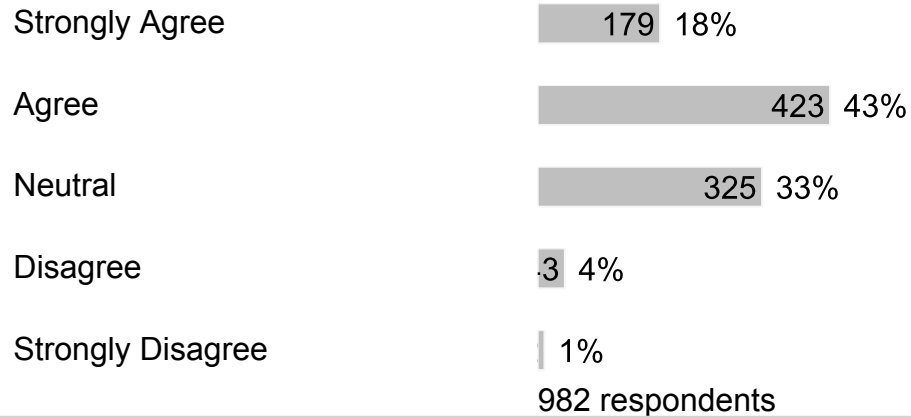




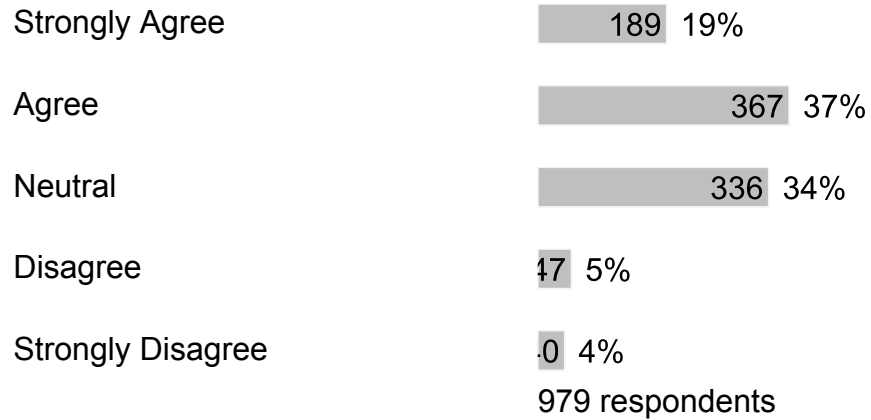
960 respondents

## E. Section 4

1. My school provides sufficient material resources (books, supplies, technology, etc.) to meet my needs.



2. I would recommend my school to my friends.



## F. Section 5

### 1. If I have a problem, I know who I can go to for help.

Strongly Agree	165	17%
Agree	409	42%
Neutral	318	32%
Disagree	56	6%
Strongly Disagree	3	3%

981 respondents

### 2. In my school, students treat adults with respect.

Strongly Agree	110	11%
Agree	252	26%
Neutral	490	50%
Disagree	99	10%
Strongly Disagree	1	3%

982 respondents

**3. In my school, adults treat students with respect.**

Strongly Agree	114	12%
Agree	293	30%
Neutral	434	44%
Disagree	94	10%
Strongly Disagree	4	4%

979 respondents

**4. In my school, students treat each other with respect.**

Strongly Agree	102	10%
Agree	266	27%
Neutral	472	48%
Disagree	95	10%
Strongly Disagree	4	4%

979 respondents

**5. My school provides me the support that I need.**

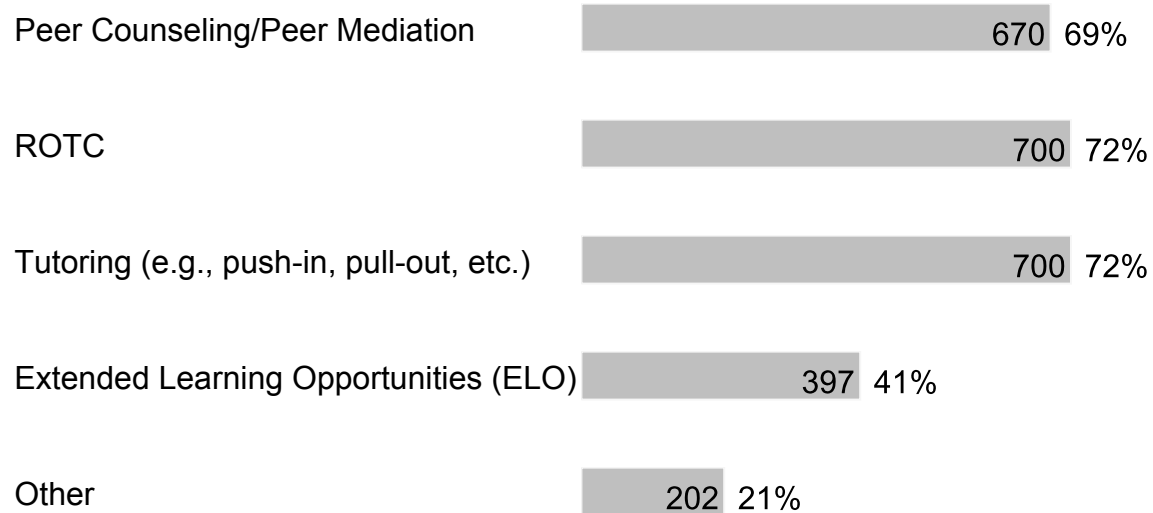
Strongly Agree	132	14%
----------------	-----	-----

Agree	360	37%
Neutral	402	41%
Disagree	57	6%
Strongly Disagree	3	2%

974 respondents

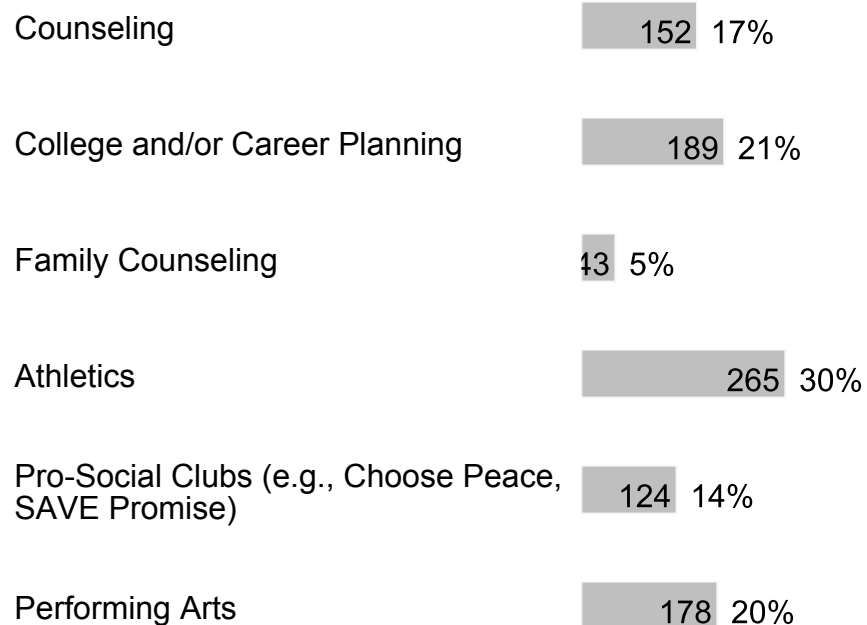
**6. At my school, the following programs/services are available (check all that apply):**

Counseling	797	82%
College and/or Career Planning	721	74%
Family Counseling	428	44%
Athletics	774	79%
Pro-Social Clubs (e.g., Choose Peace, SAVE Promise)	587	60%
Performing Arts	704	72%
Mentoring	580	59%
Academic/Social Clubs (e.g., SGA, Debate, NHS, First Priority, etc.)	691	71%



975 respondents

7. At my school, I participate in the following programs/services (check all that apply):



Mentoring	95	11%
Academic/Social Clubs (e.g., SGA, Debate, NHS, First Priority, etc.)	259	29%
Peer Counseling/Peer Mediation	99	11%
ROTC	72	8%
Tutoring (e.g., push-in, pull-out, etc.)	155	17%
Extended Learning Opportunities (ELO)	9	4%
Other	208	23%

886 respondents

8. These are the programs/services at my school that I value most or would value if they were available at my school (check all that apply):

Counseling	229	26%
College and/or Career Planning	237	27%
Family Counseling	94	11%
Athletics	270	31%

Pro-Social Clubs (e.g., Choose Peace, SAVE Promise)	124	14%
Performing Arts	161	18%
Mentoring	108	12%
Academic/Social Clubs (e.g., SGA, Debate, NHS, First Priority, etc.)	186	21%
Peer Counseling/Peer Mediation	99	11%
ROTC	84	10%
Tutoring (e.g., push-in, pull-out, etc.)	158	18%
Extended Learning Opportunities (ELO)	92	11%
Other	284	33%

871 respondents

**9. I am friends with other students at this school.**

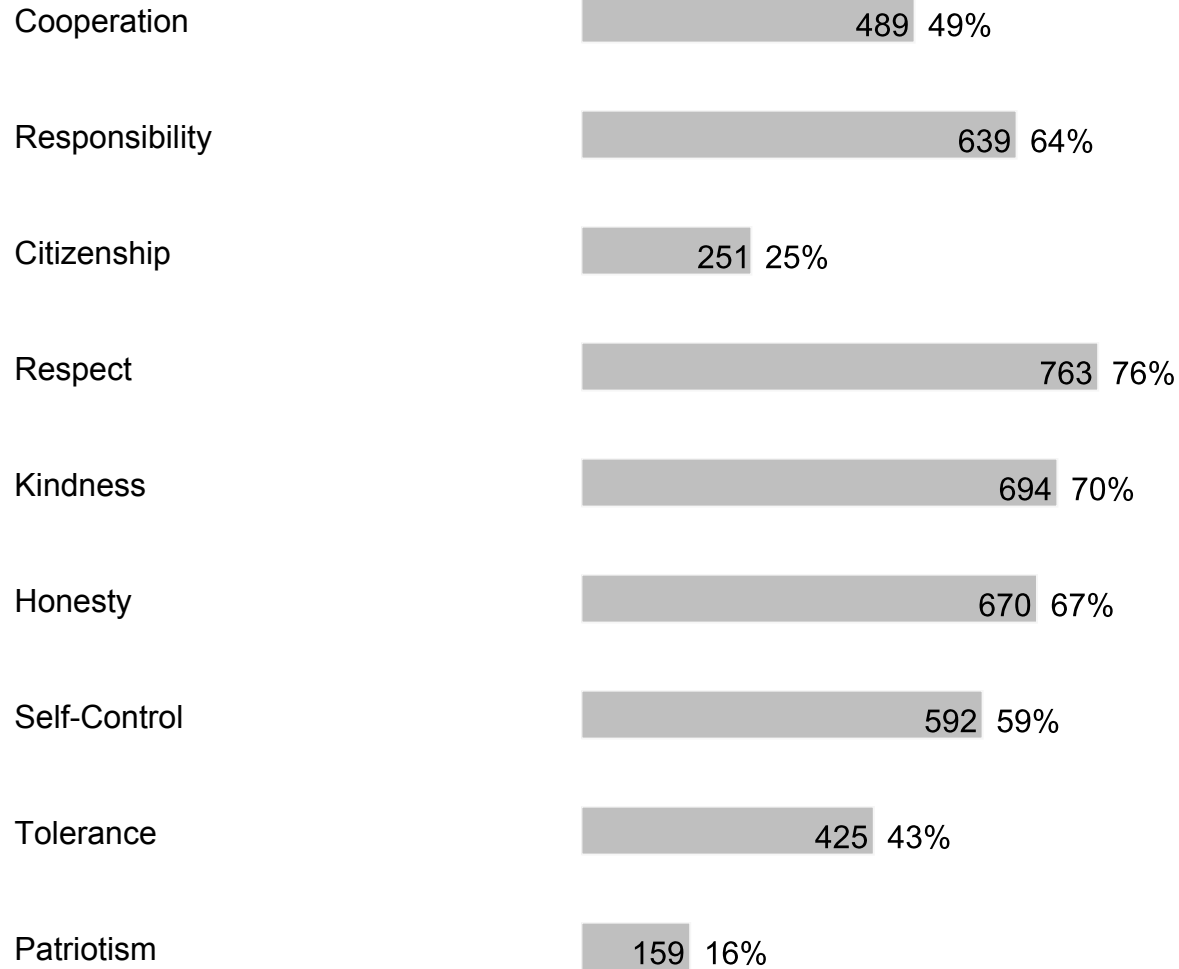
Strongly Agree	368	37%
Agree	402	40%
Neutral	192	19%

Disagree 2%

Strongly Disagree 1%


998 respondents

**10. Which character traits do you value the most in yourself and others? (check all that apply)**




998 respondents

**11. I receive acknowledgement and/or praise for my strengths or accomplishments by adults at my school.**



980 respondents

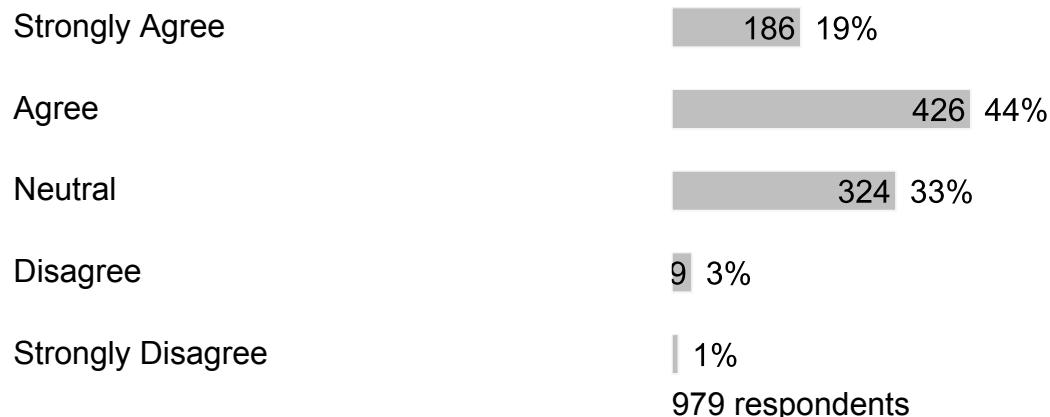
**12. I enjoy eating food prepared by the cafeteria.**



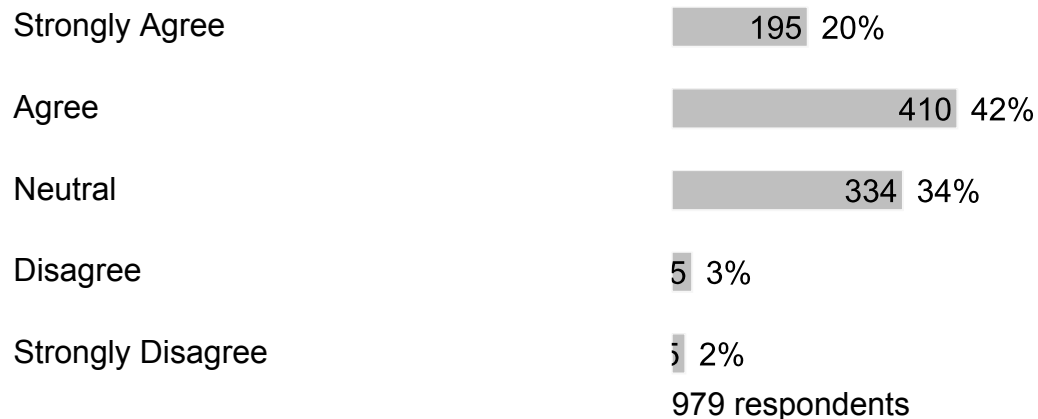
998 respondents

## G. Section 6

1. In my school, a high-quality education is offered.



2. My school provides me with challenging curriculum, uses a variety of teaching methods and learning experiences to develop the skills I need to succeed.

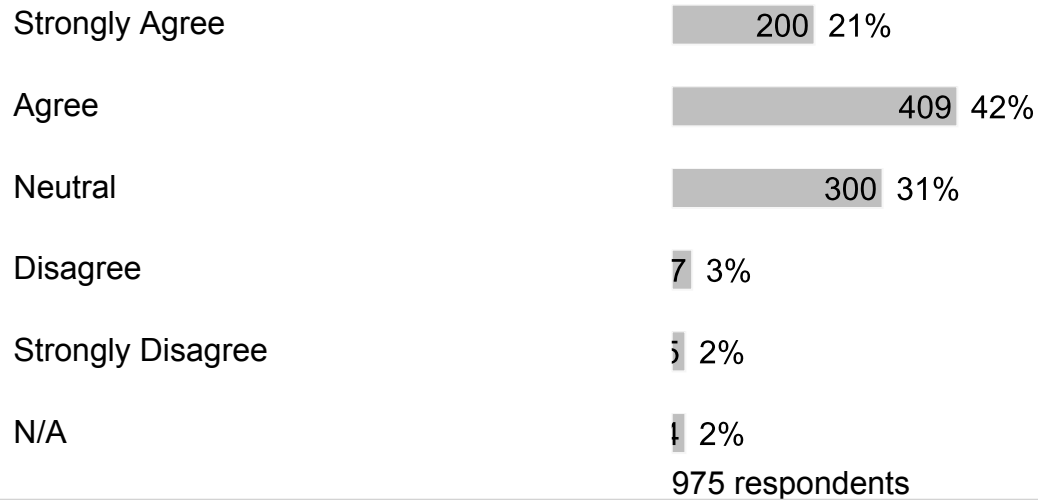


3. My school motivates me to set academic goals and learn new things.

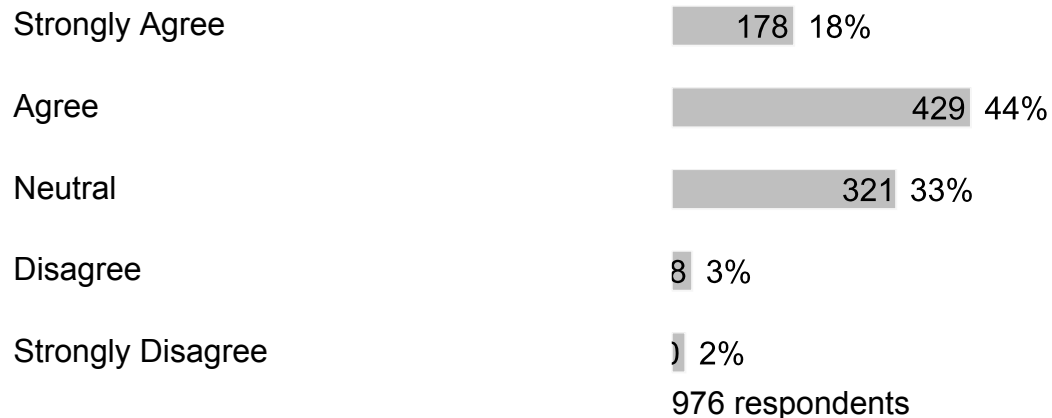





**4. My teachers use tests, projects, presentations, and portfolios to assess my understanding of what was taught.**




**5. My school prepares me for success in the next school year.**




**6. Lessons and materials in our school prepare us to be effective users of media and technology.**



**7. In class, students spend considerable amounts of time actively engaged in learning (such as solving problems, discussing ideas, creating their own work, reading, writing, speaking and researching).**



**8. My teachers effectively engage students in the classroom and encourage creative thinking.**



975 respondents

**9. There are few distractions during class.**

Strongly Agree	108	11%
Agree	281	29%
Neutral	443	45%
Disagree	105	11%
Strongly Disagree	0	4%

977 respondents

**10. Students are encouraged to work in groups regularly.**

Strongly Agree	109	11%
Agree	296	30%
Neutral	462	47%
Disagree	86	9%
Strongly Disagree	6	3%

979 respondents

**11. Teachers are generally fair when it comes to grading student work.**

Strongly Agree	131	13%
Agree	345	35%
Neutral	387	40%
Disagree	75	8%

Strongly Disagree 6 4%  
974 respondents

**12. I give class presentations or share my work with classmates.**

Strongly Agree 123 13%  
Agree 346 35%  
Neutral 407 42%  
Disagree 73 7%  
Strongly Disagree 6 3%  
975 respondents

**13. I work on assignments that challenge me and/or take more than one class period to complete.**

Strongly Agree 201 21%  
Agree 404 41%  
Neutral 329 34%  
Disagree 0 3%  
Strongly Disagree 1 1%  
977 respondents

**14. I complete meaningful homework to review what I learned in class and/or prepare for the next day's lesson.**

Strongly Agree 156 16%  
Agree 375 38%  
Neutral 381 39%

Disagree 0 4%

Strongly Disagree 5 3%

977 respondents

**15. I receive feedback about my work that helps me better understand what I'm learning.**

Strongly Agree 140 14%

Agree 346 35%

Neutral 380 39%

Disagree 77 8%

Strongly Disagree 2 3%

975 respondents

**16. I am provided opportunities to correct or improve my work.**

Strongly Agree 141 14%

Agree 372 38%

Neutral 368 38%

Disagree 65 7%

Strongly Disagree 8 3%

974 respondents


**17. I am provided opportunities to participate in class discussions and activities.**

Strongly Agree 164 17%


Agree 428 44%



**18. My teachers explain their expectations so I can be successful.**




**19. My teachers provide me with information about how well I am doing in school.**




**20. Teachers regularly post information online or send home a newsletter.**







**21. My teachers keep my family informed of my academic progress.**




**22. My school considers students' opinions when changing rules/policies and planning ways to improve the school.**




**23. My school shares information about school success with my community.**



**24. Our school uses different ways to communicate what is happening to parents and students.**



**25. My school focuses on Customer Service (greeting with a smile and responding to questions and concerns within one business day).**



981 respondents

## H. Section 7

1. What else would you like to tell us about your school?

Free form text answers are available in the exported CSV report