

BCPS STUDENT (Grades 6-12) CUSTOMER SURVEY 2025

run on 08/20/2025



surveys



BCPS STUDENT (Grades 6-12) CUSTOMER SURVEY 2025

run on 08/20/2025

Custom Survey

1 survey(s) 625 response(s)

Report Filters

School:
N/A

Race:
N/A

Grade:
N/A

Gender:
N/A

Ethnicity:
N/A

Tag:
N/A

BCPS STUDENT (Grades 6-12) CUSTOMER SURVEY 2025

Demographics

Number of Responses | Percentages of Total Responses

1. Gender

Male	295	47%
Female	310	50%
Prefer not to answer	7	3%

622 respondents

2. Race

American Indian or Alaska Native	1	1%
Asian	3	2%
Black or African American	254	41%
Native Hawaiian or Other Pacific Islander	1	2%
White	92	15%

Multiracial 66 11%

Other 170 28%

614 respondents

3. Ethnicity

Hispanic 212 37%

Non-Hispanic or Latino 206 36%

Prefer not to answer 155 27%

573 respondents

4. Grade

Grade 6 196 31%

Grade 7 134 21%

Grade 8 285 46%

Grade 9 1 1%

Grade 10 0 0%


Grade 11 0 0%

Grade 12 0 0%


625 respondents

C. Section 2

1. I feel safe at my school.



2. I feel safe getting to and from my school.



3. *Note: Remember, this survey is anonymous, please report any bullying concerns to a trusted adult at your school. The next 10 questions ask about bullying. Bullying is when 1 or more students tease, threaten, spread rumors about, hit, shove, or hurt another student over and over again. It is not bullying when 2 students of about the same strength or power argue, fight or tease each other in a friendly way. During the past 12 months, have you ever been bullied on school property?

Yes	128	20%
-----	-----	-----

No 497 80%

625 respondents

4. The primary location on school property where I was bullied during the last 12 months was:

On the school bus 1 3%

In the classroom 49 8%

In the cafeteria 2 2%

In the hallway 2 4%

In the restroom 1 1%

Other school area 9 3%

Does not apply to me 494 79%

624 respondents

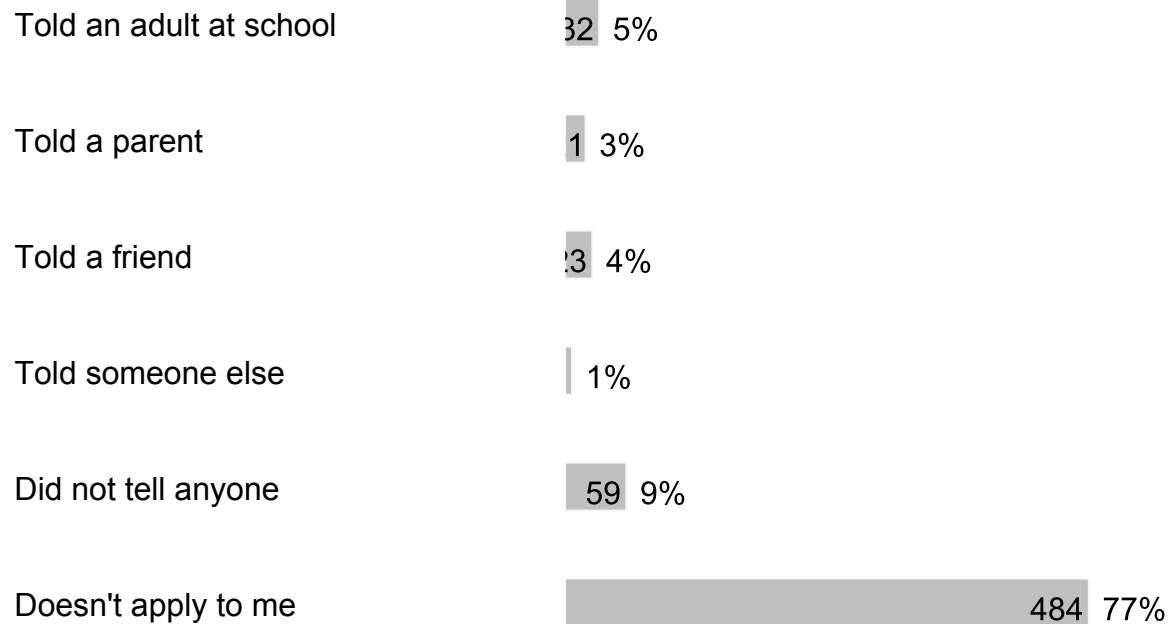
5. During the past 12 months, have you ever been electronically bullied? (Count being bullied through texting, Instagram, TikTok, Snapchat or other social media.)

Yes 60 10%

No 565 90%

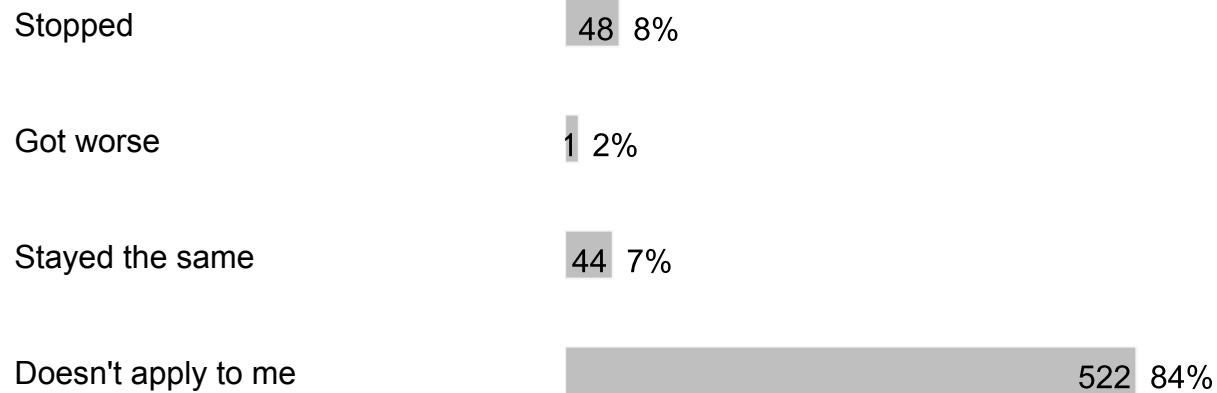
625 respondents

6. After I was bullied, I:



625 respondents

7. After I told an adult at school about being bullied, the bullying:



625 respondents

8. A teacher or another adult at school taught our class about what bullying is this school year.

Yes 453 72%

No 172 28%

625 respondents

9. I think bullying is wrong.

Strongly Agree 338 54%

Agree 177 28%

Neutral 80 13%

Disagree 1 1%

Strongly Disagree 4 4%

625 respondents

10. I know different ways to intervene or help if bullying were occurring or going to occur.

Strongly Agree 108 17%

Agree 230 37%

Neutral 223 36%

Disagree 40 6%

Strongly Disagree 4 4%

625 respondents

11. I would intervene or help if another student was being bullied.

Strongly Agree 131 21%

Agree	181	29%
Neutral	223	36%
Disagree	47	8%
Strongly Disagree	43	7%

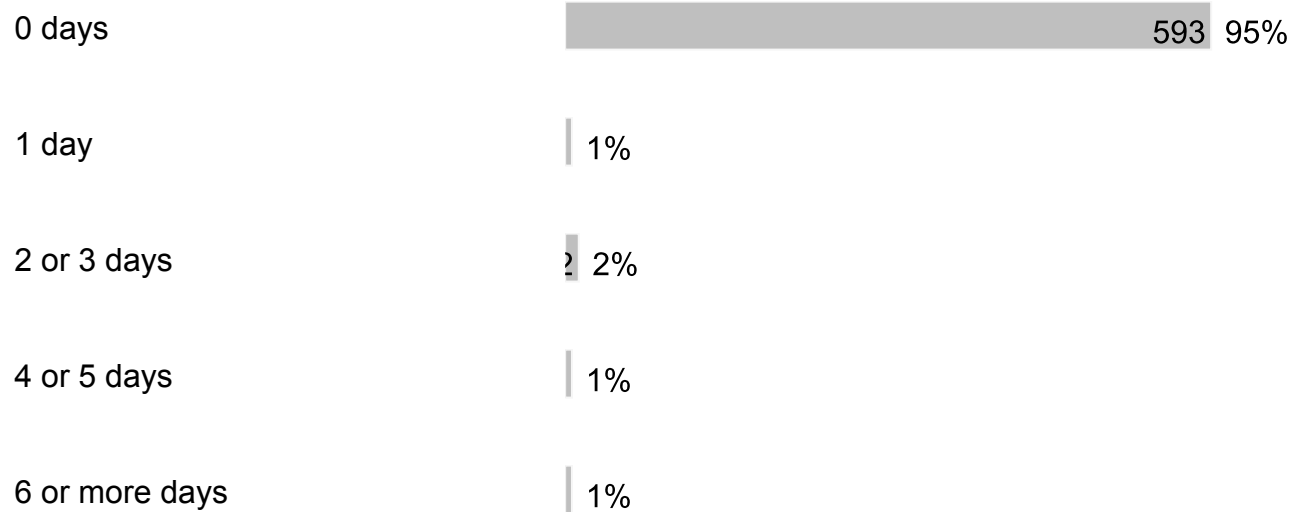
625 respondents

12. What can adults do to help stop bullying at school?

Supervise the school better	123	20%
Start a student patrol program	58	9%
Make punishment for bullying more harsh	166	27%
Intervene more when they see bullying or disrespect	102	16%
Talk/teach about bully prevention and/or intervention in class	69	11%
Help students work together and make friends	40	6%
Teach and celebrate kindness and respect more	67	11%

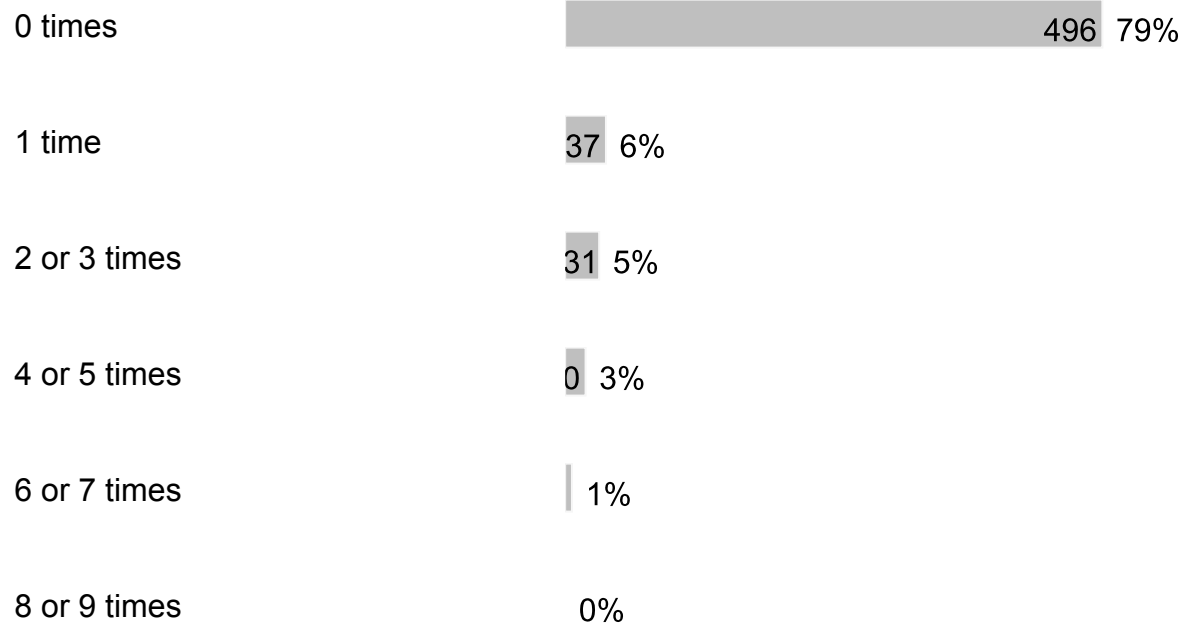
625 respondents

13. During the past 30 days, how many days did you carry a weapon such as a gun, knife or club on school property?



625 respondents

14. During the past 30 days, how many times have you been threatened by another student at school?



10 or 11 times 0%

12 or more times 4%

625 respondents

15. During the past 12 months, how many times were you in a physical fight on school property?

0 times 507 81%

1 time 55 9%

2 or 3 times 32 5%

4 or 5 times 1 2%

6 or 7 times 0%

8 or 9 times 1 1%

10 or 11 times 0%

12 or more times 1 2%

623 respondents

16. During the past 12 months, how many times did someone you were dating or going out with physically hurt you on purpose? (Count such things as being hit, slammed into something or injured with an object or weapon.)

I did not date or go out with anyone during the past 12 months 326 52%

0 times 240 38%

1 time 9 3%

2 or 3 times 8 3%

4 or 5 times 1 1%

6 or more times 5 2%

625 respondents

17. During the past 30 days, how many days did you have at least one drink of alcohol? (Alcohol includes drinking beer, wine, flavored alcoholic beverages and liquor such as rum, gin, vodka, whiskey, etc.) For the purpose of this question, drinking alcohol does not include drinking a few sips of wine for religious purposes.

0 days 578 92%

1 or 2 days 1 3%

3 or 5 days 2 2%

6 to 9 days 0%

10 to 19 days 0%

20 to 29 days 0%

All 30 days 1%

625 respondents

18. During the past 30 days, how many days did you use an electronic vapor product? (Electronic vapor products include JUUL, SMOK, Suorin, Vuse, blu e-cigarettes, vapes, vape pens, e-cigars, e-hookahs, hookah pens, mods, etc.)

0 days 591 95%

1 or 2 days 1%

3 or 5 days 1%

6 to 9 days 0%

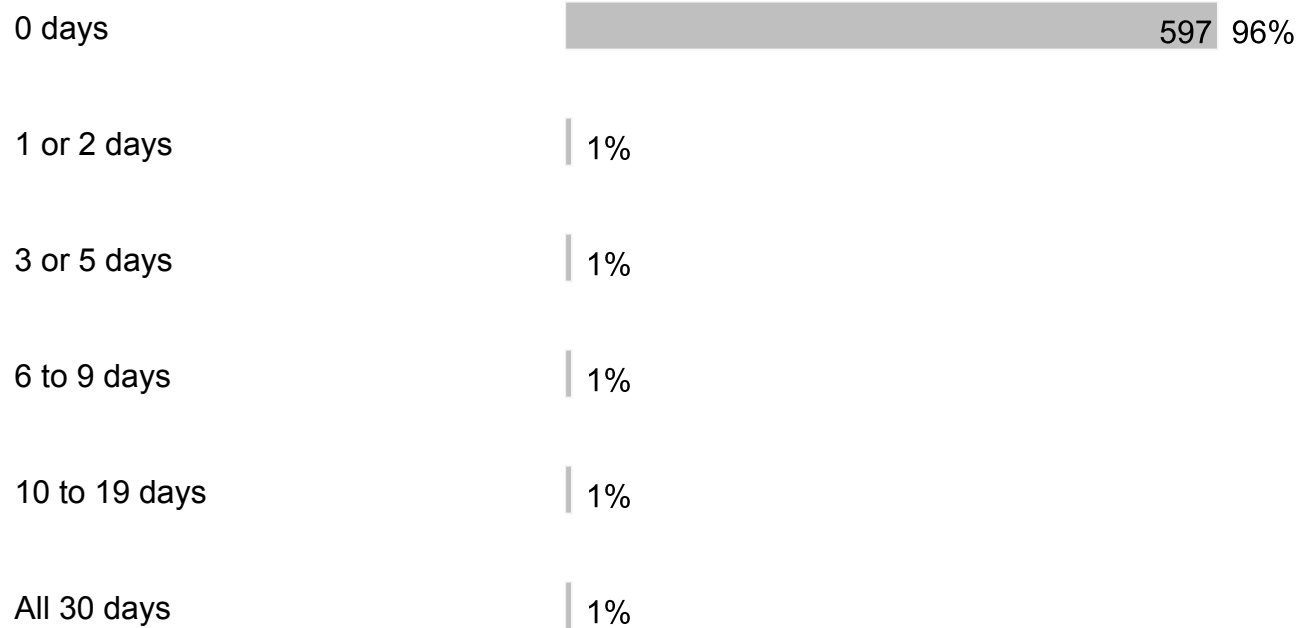
10 to 19 days 1%

20 to 29 days 0%

All 30 days 1%

625 respondents

19. During the past 30 days, how many days did you use marijuana (also called pot or weed)? Do not count CBD-only or hemp products, which come from the same plant as marijuana, but do not cause a high when used alone.



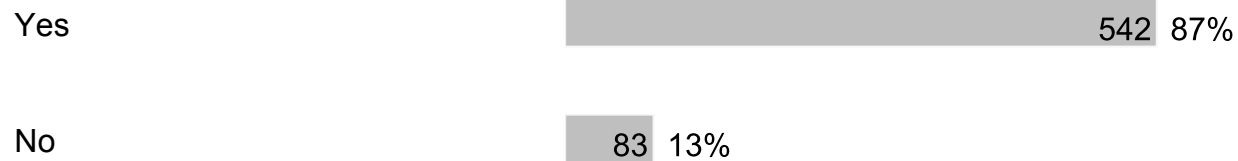
625 respondents

20. During the school year, I participated in alcohol, other drug or tobacco prevention activities or lessons.



625 respondents

21. I believe drinking alcohol is bad for your brain.



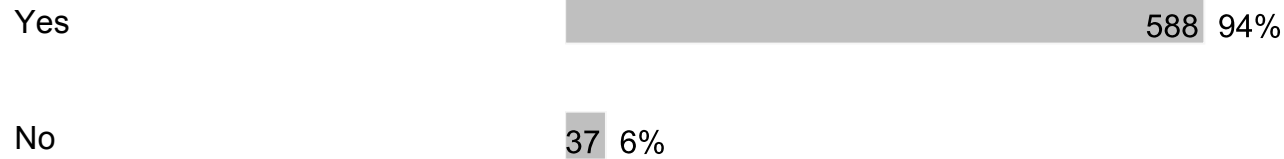
625 respondents

22. In your opinion, what percentage of Broward County students in grades 6 - 12 choose not to drink alcohol?



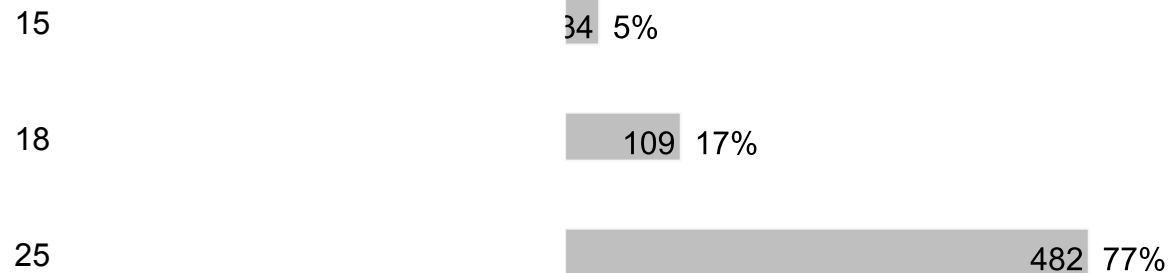
625 respondents

23. I believe using drugs are bad for your health.



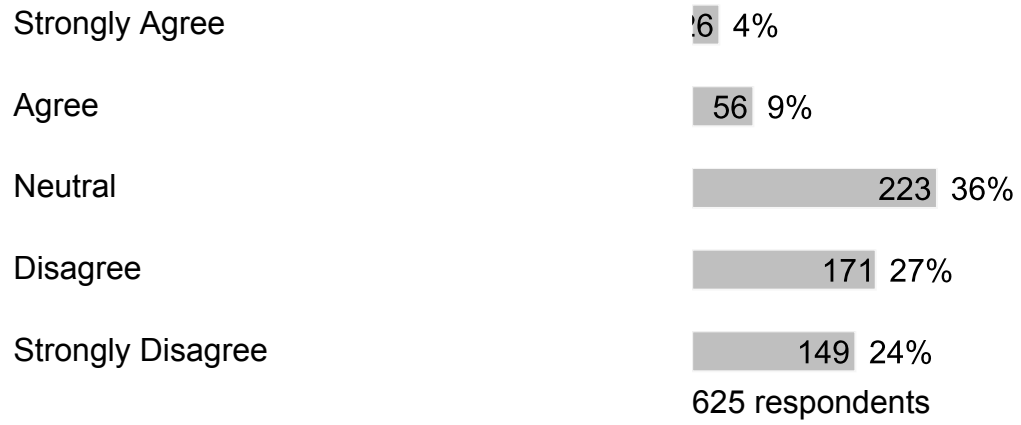
625 respondents

24. At what age is a human brain fully developed?



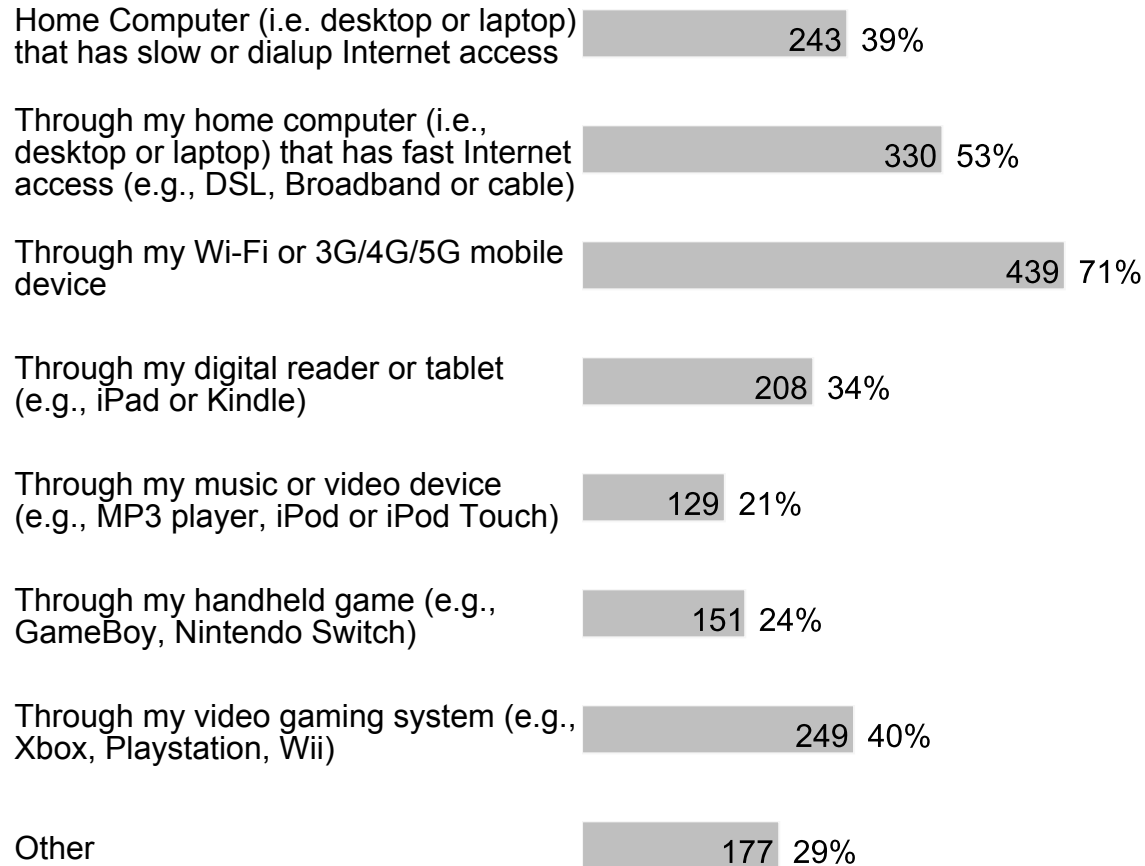
625 respondents

25. My school is clean and well-maintained.



D. Section 3

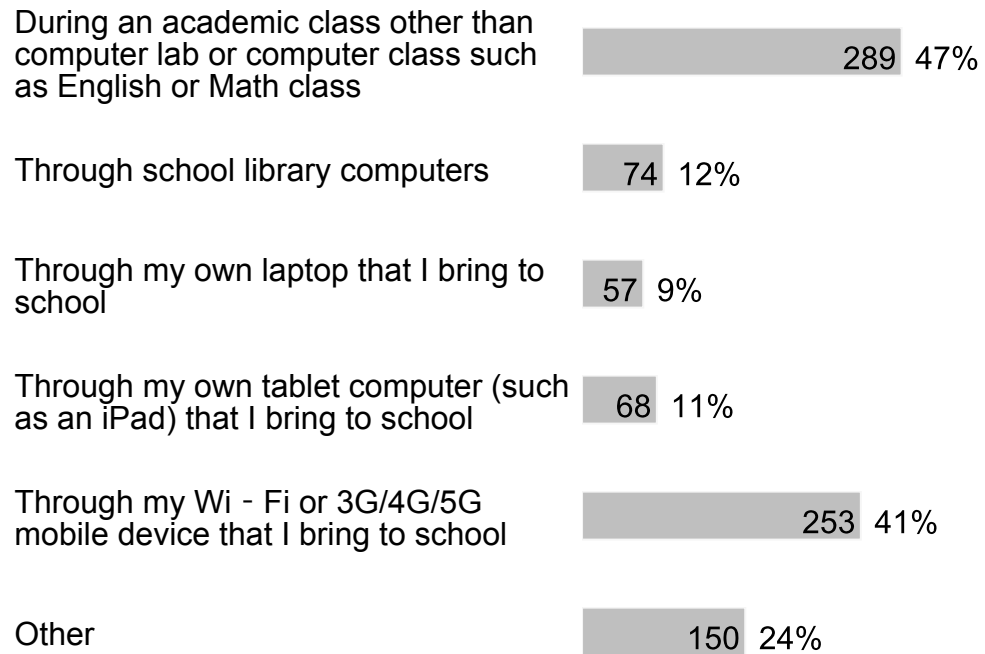
1. During a typical week, I have access to the internet at home in the following ways (check all that apply):



618 respondents

2. During a typical school day, I have access to the internet at school in the following ways (check all that apply):

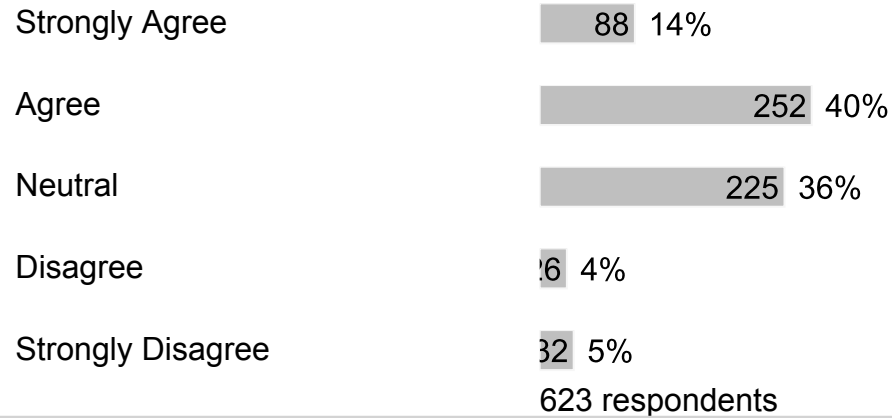




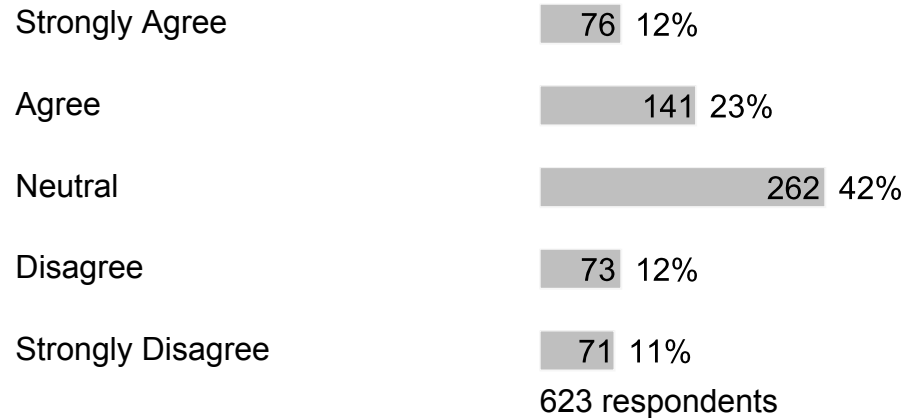
616 respondents

E. Section 4

1. My school provides sufficient material resources (books, supplies, technology, etc.) to meet my needs.



2. I would recommend my school to my friends.



F. Section 5

1. If I have a problem, I know who I can go to for help.

Strongly Agree	130	21%
Agree	234	38%
Neutral	185	30%
Disagree	37	6%
Strongly Disagree	35	6%


621 respondents

2. In my school, students treat adults with respect.

Strongly Agree	41	7%
Agree	97	16%
Neutral	272	44%
Disagree	115	19%
Strongly Disagree	92	15%

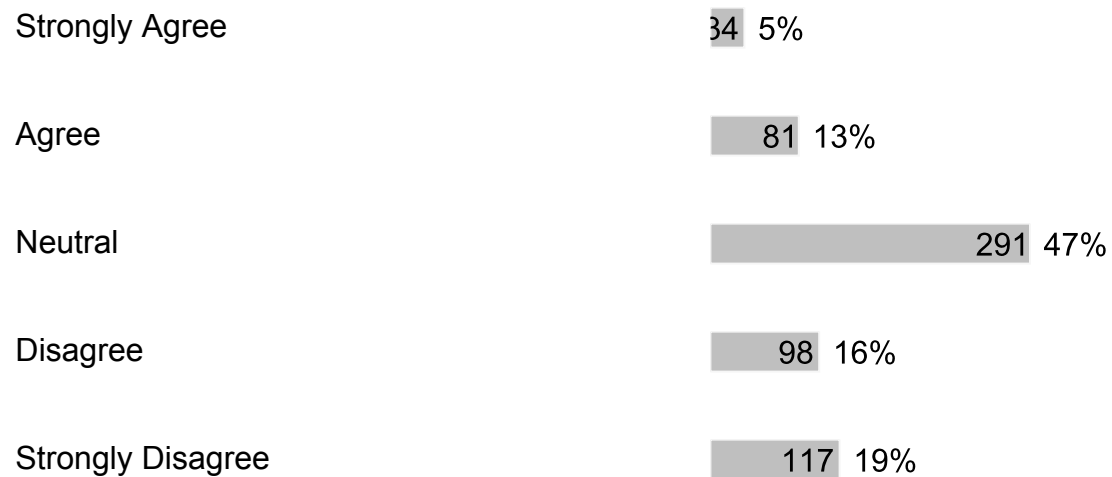
617 respondents

3. In my school, adults treat students with respect.



620 respondents


4. In my school, students treat each other with respect.



621 respondents

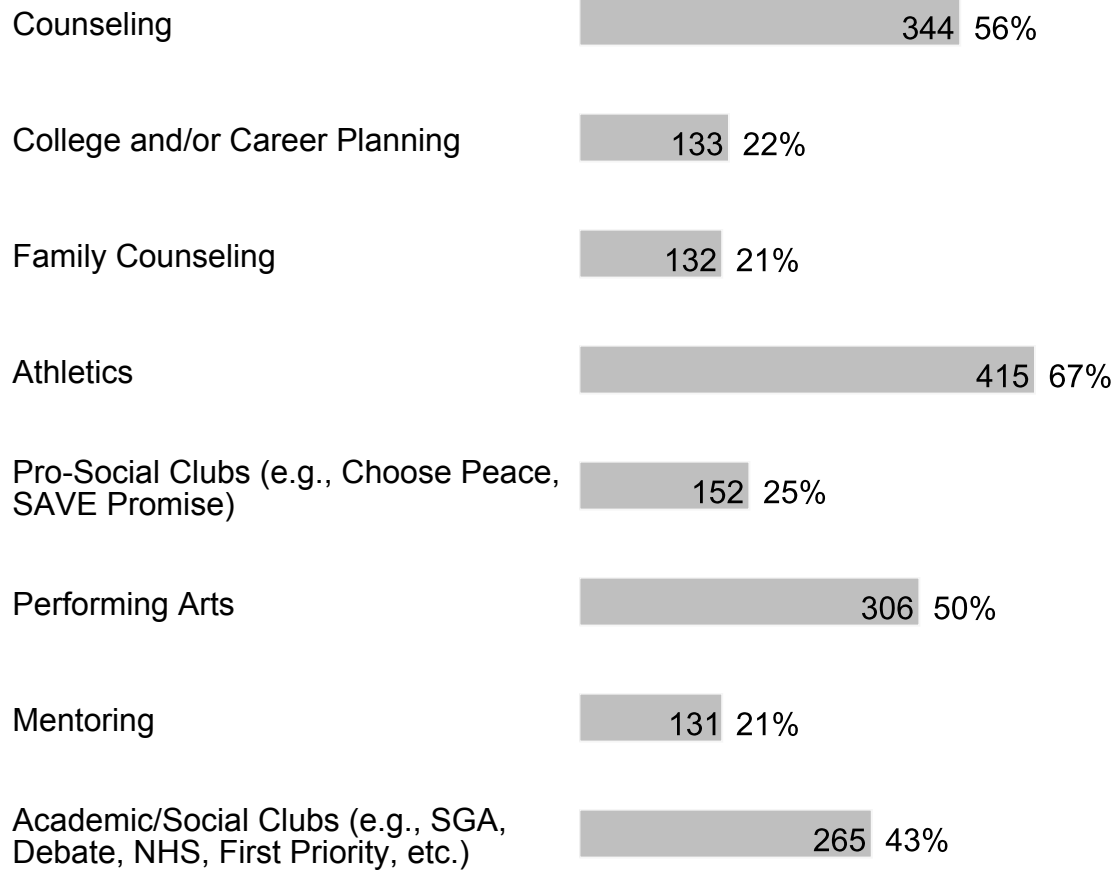
5. My school provides me the support that I need.

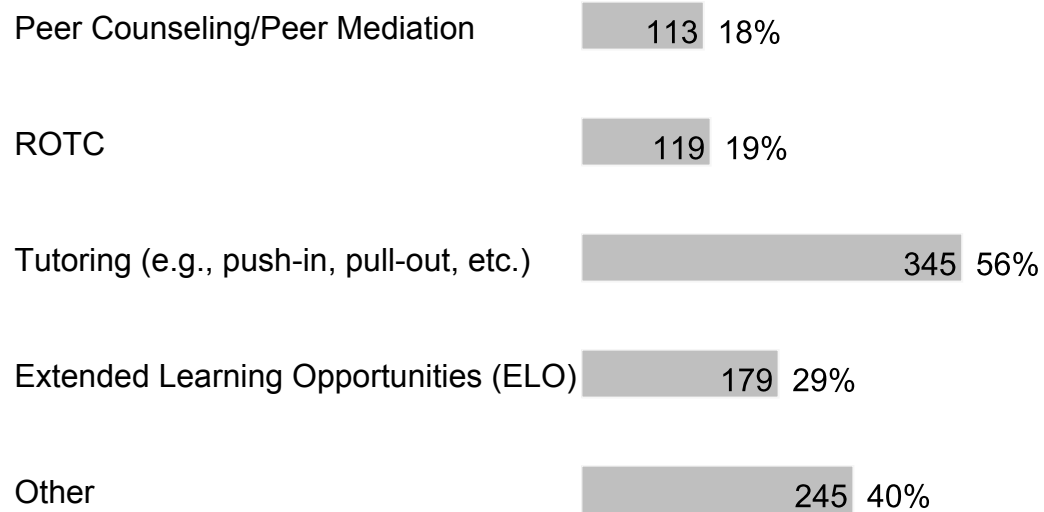




618 respondents

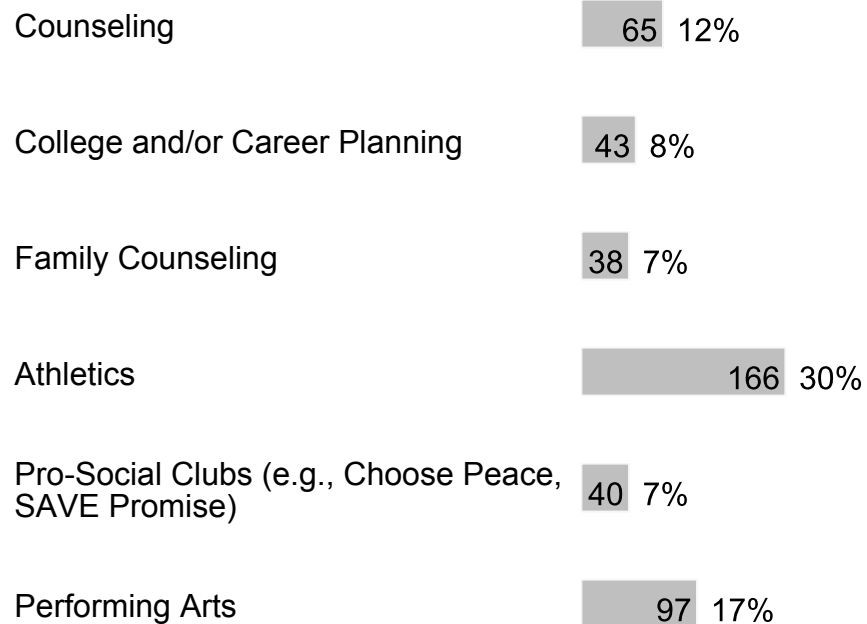
6. At my school, the following programs/services are available (check all that apply):

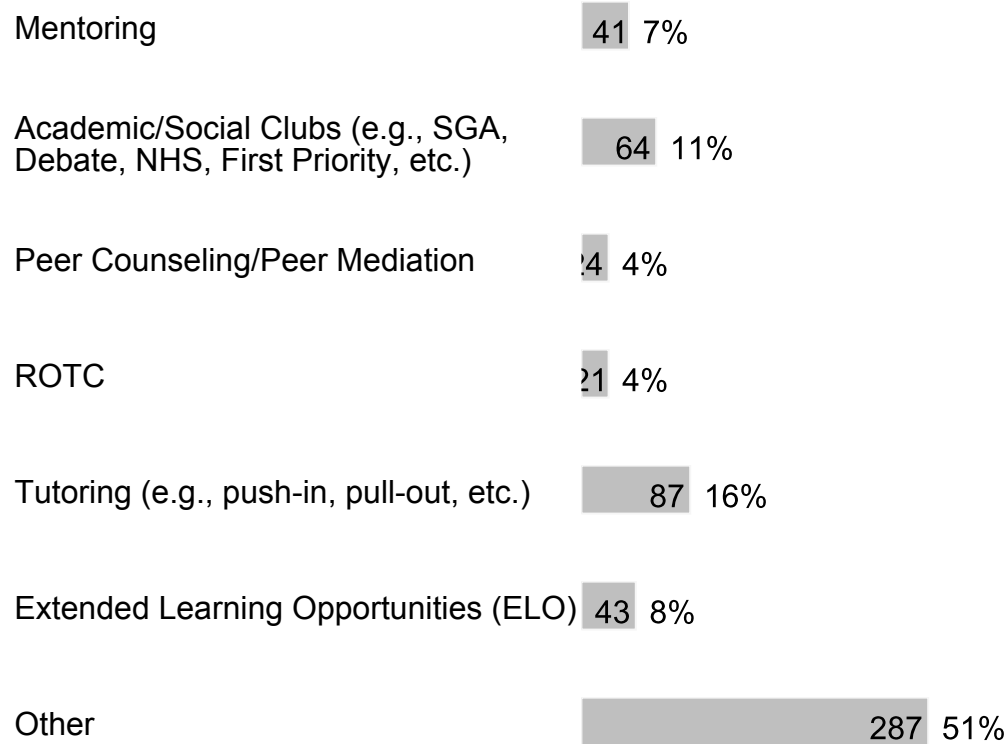




617 respondents

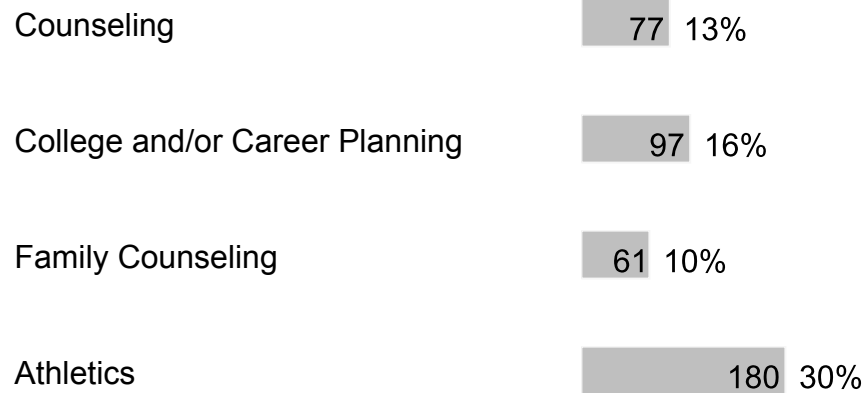
7. At my school, I participate in the following programs/services (check all that apply):

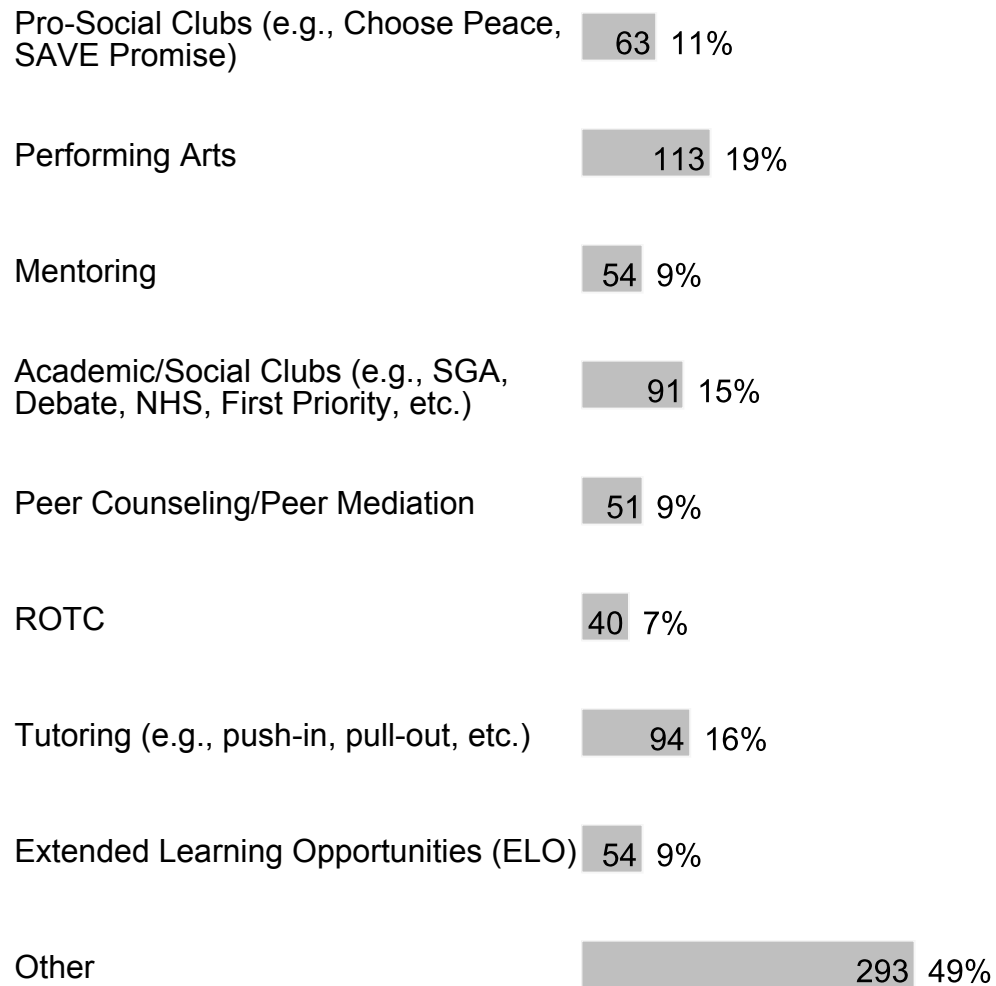




560 respondents

8. These are the programs/services at my school that I value most or would value if they were available at my school (check all that apply):





592 respondents

9. I am friends with other students at this school.

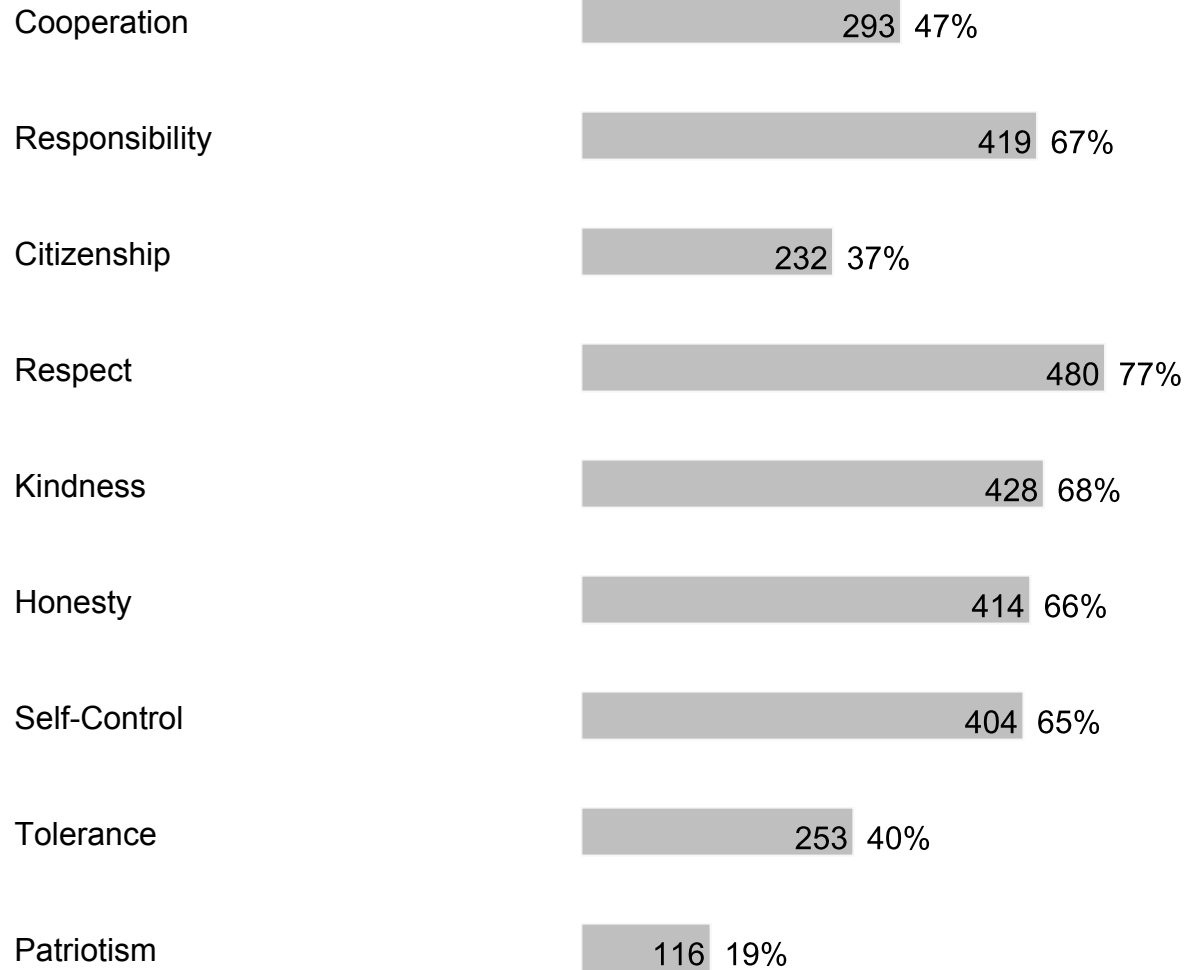


Disagree 2%

Strongly Disagree 2%


625 respondents

10. Which character traits do you value the most in yourself and others? (check all that apply)




625 respondents

11. I receive acknowledgement and/or praise for my strengths or accomplishments by adults at my school.



620 respondents


12. I enjoy eating food prepared by the cafeteria.




625 respondents

G. Section 6


1. In my school, a high-quality education is offered.



2. My school provides me with challenging curriculum, uses a variety of teaching methods and learning experiences to develop the skills I need to succeed.

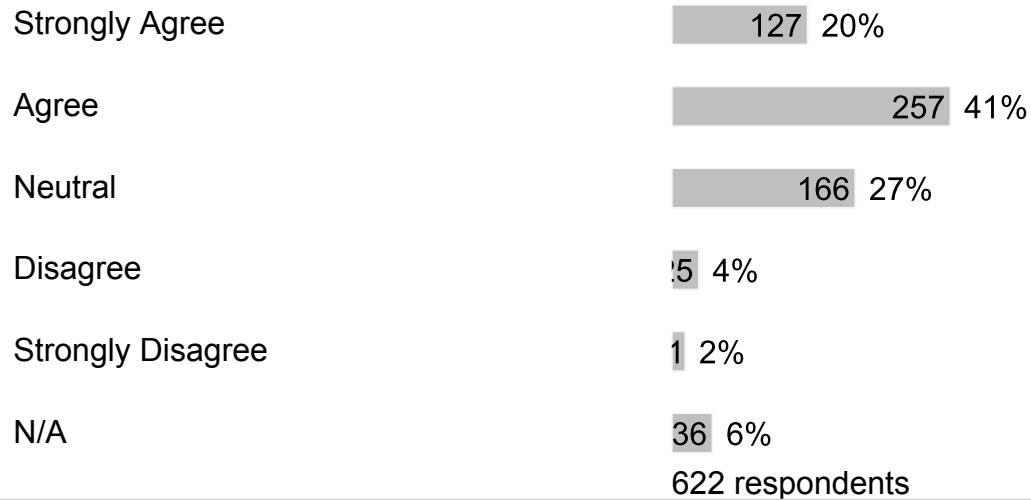


3. My school motivates me to set academic goals and learn new things.







4. My teachers use tests, projects, presentations, and portfolios to assess my understanding of what was taught.



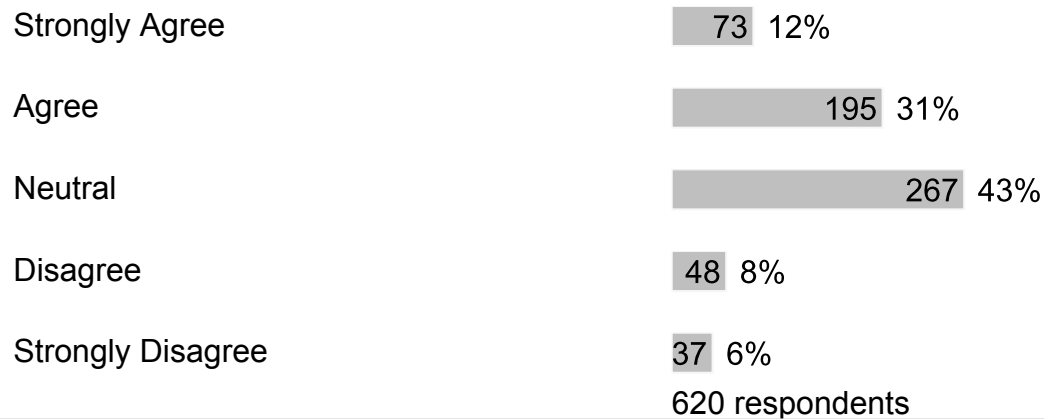
5. My school prepares me for success in the next school year.




6. Lessons and materials in our school prepare us to be effective users of media and technology.



7. In class, students spend considerable amounts of time actively engaged in learning (such as solving problems, discussing ideas, creating their own work, reading, writing, speaking and researching).




8. My teachers effectively engage students in the classroom and encourage creative thinking.




619 respondents

9. There are few distractions during class.



621 respondents

10. Students are encouraged to work in groups regularly.



623 respondents

11. Teachers are generally fair when it comes to grading student work.



Strongly Disagree 41 7%
622 respondents

12. I give class presentations or share my work with classmates.

Strongly Agree 78 13%
Agree 195 31%
Neutral 250 40%
Disagree 62 10%
Strongly Disagree 37 6%
622 respondents

13. I work on assignments that challenge me and/or take more than one class period to complete.

Strongly Agree 119 19%
Agree 212 34%
Neutral 228 37%
Disagree 38 6%
Strongly Disagree 5 4%
622 respondents

14. I complete meaningful homework to review what I learned in class and/or prepare for the next day's lesson.

Strongly Agree 83 13%
Agree 208 34%
Neutral 259 42%

Disagree 45 7%

Strongly Disagree 4 4%

619 respondents

15. I receive feedback about my work that helps me better understand what I'm learning.

Strongly Agree 68 11%

Agree 209 34%

Neutral 255 41%

Disagree 55 9%

Strongly Disagree 36 6%

623 respondents

16. I am provided opportunities to correct or improve my work.

Strongly Agree 93 15%

Agree 221 35%

Neutral 249 40%

Disagree 33 5%

Strongly Disagree 7 4%

623 respondents


17. I am provided opportunities to participate in class discussions and activities.

Strongly Agree 83 13%


Agree 248 40%



18. My teachers explain their expectations so I can be successful.




19. My teachers provide me with information about how well I am doing in school.




20. Teachers regularly post information online or send home a newsletter.







21. My teachers keep my family informed of my academic progress.




22. My school considers students' opinions when changing rules/policies and planning ways to improve the school.




23. My school shares information about school success with my community.



24. Our school uses different ways to communicate what is happening to parents and students.



25. My school focuses on Customer Service (greeting with a smile and responding to questions and concerns within one business day).



622 respondents

H. Section 7

1. What else would you like to tell us about your school?

Free form text answers are available in the exported CSV report