



**Schoolwide Positive Behavior Plan (SPBP)**  
Broward County Public Schools



SY 2025 – 2026

<b>School Name:</b>	Sunland Park Academy
<b>School Number:</b>	0611

Please refer to the SPBP Canvas Resource page to access video tutorials, guidance, and resources for completing the 2025-2026 SPBP template.

**CRITICAL ELEMENT # 1: Active Team with Administrative Participation**

**1A. Integrated MTSS School-Leadership Team Members**

Title	First and Last Name	Title	First and Last Name
1. Administrator	Nikia McDowell	7. Security Specialist/ Campus Monitor	Cheyene Miller
2. Point of Contact	Helen Kassim	8. Social Worker	Anita Evans
3. BTU Representative	Cara Tibble	9. School Nurse	Mandissah Cajuste
4. Parent/Community Representative	Maxine Brivitte	10. Attendance Manager	Tomeka McNair
5. Student Representative	TBD	11. Life Skills & Wellness Liaison	Joseph Jefferson
6. School Counselor	Joseph Jefferson	12. Resiliency Liaison	Joseph Jefferson

\*Optional Team Member(s): Family Therapist, Grade Level/Content Area Representatives, Clerical, Custodial, Food/Nutrition

**1B. Schedule of quarterly team meetings.**

Meeting Objectives:

1. Progress monitor the action steps indicated in Critical Element #9.
2. Collect & analyze student outcome data using the 4 Step Problem Solving Process.

Quarter	PBIS Data Meeting Dates	PBIS Data Meeting Times		Faculty and Staff Data Communication/Presentation Dates
1 <sup>st</sup>	10/10/2025	1:00pm		10/13/2025
2 <sup>nd</sup>	12/18/2024	2:20pm		1/5/2026
3 <sup>rd</sup>	3/11/2026	2:20pm		3/12/2026
4 <sup>th</sup>	5/21/2026	2:20pm		5/22/2026

**CRITICAL ELEMENT # 2: Faculty & Stakeholder Commitment**

**2. Team communication/presentation of new SPBP to staff and stakeholders**

Action Steps:	Dates
Present the 2025-26 SPBP to staff ( <i>prior to April 30, 2025</i> )	8/4/2025
Hold a <i>faculty</i> vote on the new SPBP ( <i>prior to April 30, 2025</i> )	8/4/2025
Provide training to faculty and staff ( <i>prior to September 30, 2025</i> )	8/4/2025
Present the 2025-26 SPBP to family and community stakeholders ( <i>prior to September 30, 2025</i> )	9/3/2025

## CRITICAL ELEMENT # 3: Data Collection and Analysis

### 3A. Core Effectiveness: Use current 2024-2025 school year behavior data as listed in Focus.

- (a) Review your referral data YTD in Focus – Discipline Reports – *Students with Referrals*.
- (b) Complete the yellow highlighted cells.
- (c) Auto-calculate the “% of Total Population” by clicking on each “!Zero Divide” in the cells and pressing “Fn + F9”.
- (d) Determine if the core is effective in all three areas.

TOTAL Population:	438	% of Total Population	Core Effectiveness	
# Referrals:	# of Students:			
I. 0 - 1 referrals		97%	Are your 0 – 1 referral > 80%?	<input checked="" type="checkbox"/> Yes <input type="checkbox"/> No
II. 2 - 5 referrals (at risk students)	9	2%	Are your 2 - 5 referrals <15%?	<input checked="" type="checkbox"/> Yes <input type="checkbox"/> No
III. > 5 referrals (high-risk students)	3	1%	Are your >5 referrals <5%?	<input checked="" type="checkbox"/> Yes <input type="checkbox"/> No

### 3B. Core Effectiveness Action Steps:

If you answered “Yes” to I, II, and III above, then your core is effective. Based upon table 8A, is your core effective?	<input checked="" type="checkbox"/> Yes <input type="checkbox"/> No
<p>Answer <b>either</b> (a) or (b):</p> <p>(a) If your core is effective, then identify action steps your school leadership team should continue to take for early identification of at risk or high-risk students.</p> <p>(b) If you answered “No” to at least one of the items above (I, II, or III) then indicate the supports and interventions and action steps your school leadership team will implement <i>at the beginning</i> of the next school year to improve core strength:</p>	
<p>Core Effectiveness Action Steps: <i>(3-4 detailed steps)</i></p> <ol style="list-style-type: none"> <li>1. The SPBP and MTSS team will continue to analyze and discuss students' behavior based on the data and provide support to teachers to minimize ODRs.</li> <li>2. Life Skills and Wellness and Character Traits will continue to be taught, implemented, and monitored.</li> <li>3. Continue to provide monthly incentives</li> </ol>	

**3C.** Disproportionality is often measured with the relative risk statistic calculation (Relative Risk Ratio = RRR), a measure that indicates the probability of a certain event (e.g., referrals) for one subgroup when compared to all other subgroups.

Relative Risk Ratio calculations are coming soon with the Focus Data System migration.

### 3D. Disproportionality Action Steps:

What activities/initiatives/programs will your school leadership team implement to prevent disproportionate discipline outcomes within sub group populations (race, SWD, ELL)?
<p>Disproportionality Action Steps: <i>(3-4 detailed steps)</i></p> <ol style="list-style-type: none"> <li>1. Professional Development (PD) focused on tier 1 classroom management</li> <li>2. The SPBP and MTSS team will continue to analyze and discuss students' behavior based on the data and provide support to teachers to minimize ODRs</li> <li>3. Life Skills and Wellness and Character Traits will continue to be taught, implemented, and monitored</li> </ol>

## CRITICAL ELEMENT # 4: Schoolwide Expectations & Location-based Rules

- 4A.** Top five behavior incidents: **Use current 2024-2025 school year behavior data** as listed in Focus.
- Review your referral data YTD in Focus – Discipline – Category Breakdown – *Highest Discipline Code*.
  - Complete the chart by identifying the top five behavior incidents and the number of incidents for each type.
  - Complete the yellow highlighted cells.
  - Auto-calculate the total # of referrals by clicking on “0” and pressing “Fn + F9” together.

Top 5 Behavior Incidents Current Year 2024-2025	# Incidents
1. DISOBEDIENCE/INSUBORDINATION	14
2. BATTERY (LOW LEVEL)	6
3. DEFIANCE OF AUTH/HAB 01 VIOLATION	5
4. FIGHT MINOR/ALTERCATION/CONFRONTATION	4
5. OUT OF ASSIGNED AREA	3
TOTAL	32

- 4B.** School-wide expectations are 3 – 5 positive characteristics (*not behaviors*) that counteract the top school-wide misbehaviors in section 3A. ALL people on campus are expected to model these expectations.

Schoolwide Expectations
1. <b>S</b> afety in all environments
2. <b>O</b> bey all authority figures
3. <b>A</b> ct responsibly
4. <b>R</b> espect yourself and others

- 4C.** Top three school-wide locations: **Use current 2024-2025 school year behavior data** as listed in Focus.
- Review your referral data YTD in Focus – Discipline – Category Breakdown – *Location*.
  - Complete the chart by identifying the top three schoolwide locations, excluding classroom and the number of incidents for each location.

Top 3 Locations, <b>excluding Classroom:</b>	
School Location(s)	# Incidents
1. Cafeteria	11
2. Hallway	8
3. Bus	3

**4D.** Expectations and Rules Chart for common areas of school campus:  
 This chart is posted in all classrooms and used to teach students during behavior lessons.

<b>Schoolwide Expectations and Location-based Rules</b>			Completed by each teacher:
<b>Schoolwide EXPECTATIONS</b>	<b>Hallway Rules</b>	<b>Cafeteria Rules</b>	<b>Classroom Rules</b>
<b>Safety in all environments</b>	<b>Have your ID badge visible at all times</b>	<b>Remain seated</b>	
<b>Obey all authority figures</b>	<b>Follow adult directives</b>	<b>Follow all directions given by the cafe monitors/adults</b>	
<b>Act responsibly</b>	<b>Go directly to your destination</b>	<b>Clean your eating space and pick up trash around your area</b>	
<b>Respect yourself and others</b>	<b>Keep hands and feet to yourself</b>	<b>Keep hands, feet and objects to yourself</b>	

## CRITICAL ELEMENT #5: Teaching Behavior

**5A.** At least one lesson plan for **each** schoolwide expectation above is distributed to instructional staff during pre-planning week and are maintained in the SPBP Binder.

Dates when the schoolwide expectations lesson plans are taught by instructional staff and noted in lesson plans:			
	Date(s)	Time:	Location(s):
<b>Start of School Year</b>	8/11/2025	8:30am	Classroom, Hallway, and Cafeteria
<b>After Winter Break</b>	1/6/2026	8:30am	Classroom, Hallway, and Cafeteria
<b>After Spring Break</b>	3/23/2026	8:30am	Classroom, Hallway, and Cafeteria

**5B.** At least one Rules Lesson Plan for **each** common location is distributed to instructional staff during pre-planning. This is aligned to the **Schoolwide Expectation/Location-based Rules** chart in section 4D. Location-based rules should be taught and reinforced in the context of the location in the beginning of the year, after long breaks, and throughout the year as necessary.

Dates when the rules lesson plans for common locations are taught by instructional staff and noted in lesson plans:		
Common Location	Hallway Rules	Cafeteria Rules
Lesson Plan Dates		
<b>Start of School Year</b>	8/11/2025	8/11/2025
<b>After Winter Break</b>	1/6/2026	1/6/2026
<b>After Spring Break</b>	3/23/2026	3/23/2026

**5C.** Prevention programs and other schoolwide student support initiatives can be used to proactively teach positive behavior and prosocial skills. Use this chart to plan for how you will use District supported programs and initiatives to promote positive behavior on campus.


Program/Initiative	Plan Details			
	When will it be taught?	Who will teach it?	How will it be implemented? <i>2-3 sentences</i>	How will it be monitored for effectiveness?
<b>Character Education</b>  Click to enter "other"	Monthly	Teachers, Administration, School Counselor	Students will receive explicit instruction on the eight Character Traits to help them understand and internalize each one. They will be encouraged to demonstrate these traits in their daily behavior and will be recognized for their positive actions.	Teachers and staff will consistently observe and document students' behavior, using checklists, reflection activities, and positive reinforcement to monitor and support the demonstration of Character Traits.

## CRITICAL ELEMENT # 6: Recognition Programs

**6A.** The schoolwide recognition system focuses on reinforcing schoolwide expectations OR a specific location where referrals often occur. The recognition should be used to encourage, acknowledge, and reinforce students to exhibit positive behaviors.

Identified Schoolwide Expectation OR Specific Location: [Click here to enter Expectation OR Location](#)

4 Step Problem Solving Process	Plan Details
<p><b>1. Problem Identification:</b> Review your behavior data to identify one school-wide problem. What problem did you identify? <i>(use numerical data)</i></p>	<p><b>Data used:</b> Referral data YTD retrieved from Focus</p> <p><b>Problem Identification Statement:</b> <i>What problem did you identify?</i> Based on reviewing the referral data YTD in Focus, 44% of the Office Discipline Referral (ODR) that occurred during the 2024-2025 school year were due to Disobedience/insubordination.</p>
<p><b>2. Problem Analysis:</b> Why do you think this problem is occurring? What is your goal? <i>(create a SMART goal statement with numerical data)</i></p>	<p><b>Hypothesis:</b> <i>Why do you think this problem is occurring?</i> Tier 1 classroom management implementation may need to be strengthened school wide.</p> <p><b>SMART Goal Statement:</b> By June 2026, Sunland Park Academy's percentage of ODRs for Disobedience/insubordination will decrease from 44% to 30%.</p>
<p><b>3. Intervention Design:</b> Describe how you will implement a positive reward program/system to decrease this problem.</p>	<p><b>Type of Program/System:</b> Point system</p> <p><b>Description of Program/System:</b> (<i>≥ 4 sentences</i>) How you will implement a positive reward program/system to decrease this problem? Students will participate in a schoolwide point system by collecting "letters" from instructional staff members when displaying proper behavior and modeling the schoolwide expectations. The students will collect "letters" to spell out the phrase "We Do Awesome" (annual school theme/phrase) by the end of each month. The "letters" that the students collect will be displayed on a behavioral poster chart. At the end of each month the students who have collected all the "letters" will be permitted to attend the end of the month celebratory activities. The celebratory activities included but not limited to dance parties, ice cream sundaes, games, etc. At the beginning of each month students will have the same opportunity as before to earn the "letters" to spell out the phrase "We Do Awesome" (school theme/phrase).</p>
<p><b>4. Evaluation:</b> A. Implementation fidelity</p>	<p><b>How will you monitor the fidelity (consistency and effectiveness) of the staff's implementation of the reward program/system?</b> (<i>2-3 sentences</i>) Teachers will incorporate activities and opportunities to earn points by collecting letters within the classroom. Teachers will take their students to the monthly celebratory activity. Administration will monitor the implementation and usage of the points on a weekly basis.</p>
<p>B. Student outcome monitoring <i>(use numerical data)</i></p>	<p><b>How will you know if the reward program/system is positively impacting students? What measurable data will you use to determine "success"?</b> (<i>2-3 sentences</i>) The positive reward system will be considered effective once we see a decrease in Disobedience/Insubordination by 6%. To monitor the effectiveness of the system administration will conduct behavioral data chats to discuss the percentage of the students participating in the celebratory activities on a monthly basis.</p>

**6B.** *Character Education* is an educational and award program utilized to teach and recognize students who display positive character traits each month. Please refer to the BCPS website for lesson plans, videos and additional resources to support this recognition program at your school. 

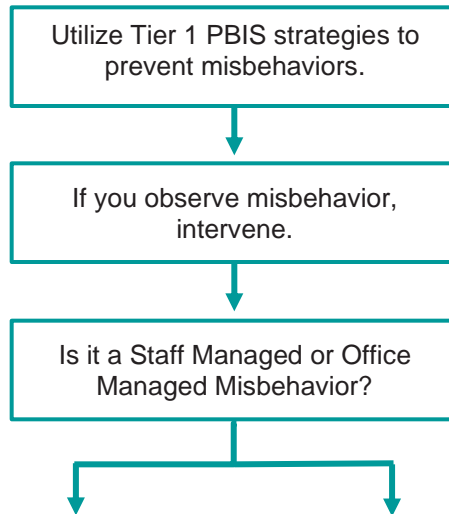
Monthly Character Traits	Plan Details
	How will you recognize <i>Kids of Character</i> each month? ( <i>2-3 sentences</i> )

1. September: Cooperation
2. October: Responsibility
3. November: Citizenship
4. December: Kindness
5. January: Respect
6. February: Honesty
7. March: Self-Control
8. April: Tolerance

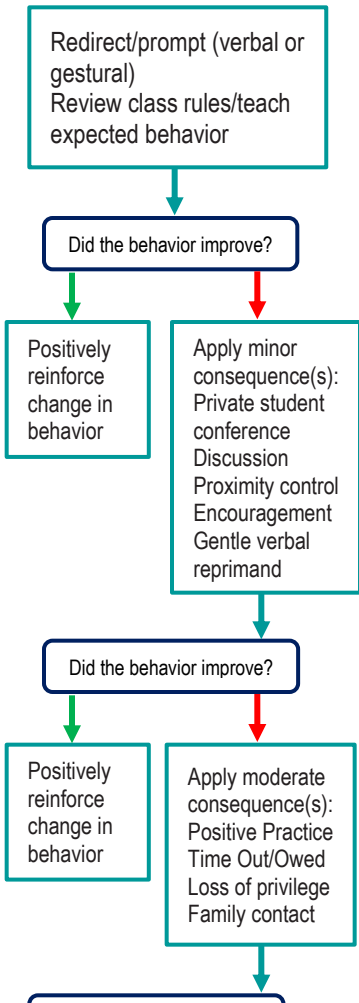
Each month, Kids of Character will be recognized during our morning announcements, where their positive behavior and contributions will be celebrated school-wide. They will also receive a certificate, a special pencil, and a redeemable coupon generously provided by one of our community partners.

## CRITICAL ELEMENT #7: Effective Discipline Procedures

You can choose to use the flow chart below or create your own. This flow chart is posted in all classrooms and used to teach students during behavior lessons.



- Tier 1 Strategies include, but are not limited to:
- Effective classroom structure
  - Precorrection
  - Preferential seating/seat change
  - Remove distractions
  - Personal schedule/organization
  - Reteach expectations and rules
  - Redirection
  - Prompts, cues, and reminders
  - Think time/cool down area
  - Consistent reward system
  - Modify academic assignments
  - Provide choices



Staff Managed Misbehaviors	Office Managed Misbehaviors
Note: The behaviors provided are examples, not an exhausted list of misbehaviors.	
<b>Inappropriate language</b> <ul style="list-style-type: none"> <li>• name calling</li> <li>• use of profanity</li> </ul>	<b>Inappropriate language</b> <ul style="list-style-type: none"> <li>• racial slurs or taunting</li> <li>• profanity directed at a staff member</li> </ul>
<b>Disrespect</b> <ul style="list-style-type: none"> <li>• talking back</li> <li>• physical gestures</li> </ul>	<b>Harassment</b> <ul style="list-style-type: none"> <li>• bullying</li> <li>• threat or intimidation</li> </ul>
<b>Defiance</b> <ul style="list-style-type: none"> <li>• work refusal</li> <li>• head down on desk/sleeping</li> <li>• not following directions</li> </ul>	<b>Defiance</b> <ul style="list-style-type: none"> <li>• leaving classroom, assigned area, or school grounds without permission</li> <li>• forgery/plagiarism</li> </ul>
<b>Disruptive</b> <ul style="list-style-type: none"> <li>• tattling/false information</li> <li>• talking out of turn</li> <li>• calling out distracting others</li> </ul>	<b>Disruptive</b> <ul style="list-style-type: none"> <li>• inciting others to disrupt teacher</li> <li>• chronic classroom disruption: more than 3 times within 30 minutes</li> </ul>
<b>Physical Contact</b> <ul style="list-style-type: none"> <li>• touching others, pushing/shoving (no injuries)</li> <li>• mutual horseplay</li> </ul>	<b>Physical Contact</b> <ul style="list-style-type: none"> <li>• touching others (hitting, kicking, biting) with intent to do harm</li> <li>• petty theft</li> </ul>
<b>Violation of classroom or location-specific rules</b>	<b>Violation of the Code of Student Conduct</b>

**Staff:**  
Submit an office discipline referral (ODR) using report style writing (non-judgmental, observable, and measurable language)

**Administrator:**  
Review, investigate and apply consequence according to policy  
Contact family to communicate incident and consequence  
Follow up with teacher/feedback/support




**Crises Events:**  
In need of immediate assistance  
Potentially unsafe environment  
Suspicion of criminal behavior  
Contact front office/administration immediately

## CRITICAL ELEMENT # 8: Classroom Management Systems

### 8A. Evidence-based Tier 1 classroom management system:

Which evidence-based system(s) are you using?	Provide 3-4 measurable and observable action steps the team will take to help educators improve their classroom management system. <i>(3-4 detailed steps)</i>
<input type="checkbox"/> CHAMPS <input type="checkbox"/> Positive Behavior Interventions and Supports and the Classroom <a href="https://fl-pda.org/#/category/26">https://fl-pda.org/#/category/26</a> <input checked="" type="checkbox"/> Other: Click here to enter name of system.	<ol style="list-style-type: none"> <li>1. All teachers are required to have a Tier 1 classroom management system posted and accessible to all students.</li> <li>2. All teachers will be required to participate in professional development focused on Tier 1 classroom management best practices, resources, and strategies.</li> <li>3. All teachers are to have clearly defined classroom routine and procedures (AM and PM)</li> </ol>

### 8B. The administration reviews and analyzes the fidelity of staff implementation of Tier 1 classroom management systems **across teachers** using:

<input type="checkbox"/> CHAMPs 7 Up Checklist 
<input type="checkbox"/> Classroom Snapshot (Classroom Management Assessment) 
<input checked="" type="checkbox"/> PBIS Classroom Assistance Tool (CAT) 
<input type="checkbox"/> Other <i>(specify)</i> :

### 8C. Percentage of classroom referrals: **Use current 2024-2025 school year behavior data** as listed in Focus.

(a) Review your classroom data YTD in Focus – Discipline – Category Breakdown – Location.

(b) Complete the yellow highlighted cells.

(c) Auto-calculate the % of referrals in the classroom by clicking on “!Zero Divide” in the next cell and pressing “Fn + F9” together.

Total number of discipline referrals <b>from classrooms</b> :	34
Total number of <i>other</i> <b>school-wide</b> discipline referrals (not including classrooms):	27
% of referrals in the classroom:	56%
Do more than 40% of your referrals come from the classroom?	<input checked="" type="checkbox"/> Yes <input type="checkbox"/> No

***If >40% of discipline referrals come from the classroom, it suggests Tier 1 classroom management implementation may need to be strengthened school wide.***

## Critical Elements # 9: SPBP Implementation Planning

RED Font = Action Steps for all schools in Broward County

GREY Font = Best Practices for all schools in Broward County

TEAL Font = Resources available at <https://browardschools.instructure.com/enroll/PWF673>

Implementation Action Plan	
Month	Action Steps
	<input checked="" type="checkbox"/> check off Action Step when completed
Current	<input checked="" type="checkbox"/> Create an SPBP binder or portfolio to retain (for 2 years) hard copies of: your SPBPs, Action Plans, staff PBIS professional development attendance, stakeholder training attendance, quarterly meeting agendas, quarterly staff behavior presentations, voting attendance and outcome, Expectations lesson plans and Rules lesson plans
Pre-Planning	<input type="checkbox"/> Print up your SPBP and Feedback form BCPS Central <input type="checkbox"/> Provide SPBP presentation to all staff during Pre-Planning <input type="checkbox"/> Disseminate the current SPBP (hard copy or electronically) to all staff and stakeholders <input type="checkbox"/> Market and post School-wide Expectations and Location-specific Rules <input type="checkbox"/> Identify your district PBIS Specialist (Contact <a href="mailto:amber.jennings@browardschools.com">amber.jennings@browardschools.com</a> for more information if you are unsure) <input type="checkbox"/> Ensure schedule of quarterly meeting dates for entire year as indicated in the SPBP (indicated in yellow)
August 1 <sup>st</sup> Quarter Team Meeting	<input type="checkbox"/> Determine any needed team training, such as: 4 Step Problem Solving Process series, PBIS 10 Critical Elements, Data Collection, etc. <input type="checkbox"/> Review previous year's SPBP and feedback form; make necessary modifications <input type="checkbox"/> Review previous year's data (Use Tier 1 Agenda and Quarter Big 5 Data template on PBIS Canvas page) <input type="checkbox"/> Verify and implement teaching schedule for Expectations and Rules behavior lesson plans <input type="checkbox"/> Implement the Reward System for all students as indicated in the SPBP <input type="checkbox"/> Ensure the Discipline Flow Chart is distributed to all staff and is being used as written <input type="checkbox"/> Present implementation data, behavior data, team activities and SPBP progress to entire staff <input type="checkbox"/> Ensure all teachers are using an evidence-based classroom management plan, such as CHAMPS <input type="checkbox"/> Confirm next quarterly PBIS team meeting date and time
September	<input type="checkbox"/> Provide SPBP stakeholder presentation by September 30 <sup>th</sup> <input type="checkbox"/> Ensure instructional staff know how to document Tier 1 Supplemental Strategies for behavior <input type="checkbox"/> Check for staff and teacher understanding of PBIS - provide "PBIS 101" training as a resource Brainspark available at: <a href="http://www.brainspark.com/browardschools/PBIS101">http://www.brainspark.com/browardschools/PBIS101</a>
October 2 <sup>nd</sup> Quarter Team Meeting	<input type="checkbox"/> Review previous quarter's data. (Use Tier 1 Agenda and Quarter Big 5 Data template on PBIS Canvas page) <input type="checkbox"/> Present implementation data, behavior data, team activities, and SPBP progress to entire staff <input type="checkbox"/> Ensure Core Effectiveness Action Steps are being implemented as written <input type="checkbox"/> Complete Quarterly Big 5 Data Template and submit to your PBIS Administrator <input type="checkbox"/> Confirm next quarterly PBIS team meeting date and time
November	<input type="checkbox"/> Review/revise lesson plans as indicated by previous quarter behavior data <input type="checkbox"/> Ensure that the Student Outcome Monitoring Action Steps are being implemented as written
January 3 <sup>rd</sup> Quarter Team Meeting	<input type="checkbox"/> Staff to re-teach Expectations and Rules after winter break <input type="checkbox"/> Review previous quarter's data. (Use Tier 1 Agenda and Quarter Big 5 Data template on PBIS Canvas page) <input type="checkbox"/> Present implementation data, behavior data, team activities, and SPBP progress to entire staff <input type="checkbox"/> Complete Quarterly Big 5 Data Template and submit to your PBIS Administrator <input type="checkbox"/> Confirm next quarterly PBIS team meeting date and time
February	<input type="checkbox"/> Check on recently hired staff for PBIS understanding - provide "PBIS 101" Brainspark resource <input type="checkbox"/> Utilize the Stakeholder SPBP Forms Survey to solicit input for planning next year's SPBP (optional)
March 4 <sup>th</sup> Quarter Team Meeting	<input type="checkbox"/> Ensure progress towards completion and submission of next year's SPBP <input type="checkbox"/> Staff to re-teach Expectations and Rules after spring break <input type="checkbox"/> Review previous quarter's data. (Use Tier 1 Agenda and Quarter Big 5 Data template on PBIS Canvas page) <input type="checkbox"/> Present implementation data, behavior data, team activities, and SPBP progress to entire staff <input type="checkbox"/> Complete Quarterly Big 5 Data Template and submit to your PBIS Administrator
April	<input type="checkbox"/> Provide staff presentation and faculty vote on new SPBP for next year <input type="checkbox"/> Submit your SPBP in BCPS Central by April 30 <sup>th</sup> . Use this new SPBP in the next school year <input type="checkbox"/> Continue implementing your current SPBP through the end of the current school year

## CRITICAL ELEMENT # 10: Evaluation

**10A. Staff** Implementation of the Schoolwide Positive Behavior Plan: review goals, evaluate implementation, and create 2 action steps to review in quarterly PBIS meetings.

*"Are staff implementing the SPBP with fidelity? If not, how will you address this area?"*

STAFF Implementation Monitoring		
Staff Implementation Goal	Quarterly Team Review: Implemented with fidelity?	If you answered <b>No</b> , enter 2 action steps your school will take to move towards this goal by the next PBIS meeting.
100% of hallways, front office, cafeteria, and other public areas all have school-wide expectations and location-specific rules posted.	<input type="checkbox"/> Yes <input type="checkbox"/> No	By Click here to enter a date, 1. 2.
100% of instructional staff has delivered expectations and rules lesson plans as written and when indicated.	<input type="checkbox"/> Yes <input type="checkbox"/> No	By Click here to enter a date, 1. 2.
100% of staff members are oriented to the Discipline Flow Chart. It is used consistently by 100% instructional staff, behavioral support, and administrators.	<input type="checkbox"/> Yes <input type="checkbox"/> No	By Click here to enter a date, 1. 2.
A recognition system is implemented by 100% staff for <i>all</i> students.	<input type="checkbox"/> Yes <input type="checkbox"/> No	By Click here to enter a date, 1. 2.

**10B.** The SPBP is successful in positively impacting **students**: review behavior data and create a SMART goal. Evaluate implementation and create action steps to review in quarterly PBIS meeting.


*"If staff are implementing the SPBP consistently and effectively, is it positively impacting students? How will you know?"*

**SMART Criteria:**

S	Specific	Concrete, detailed, focused, and well defined. Results-focused and action-orientated.
M	Measurable	The measurement sources (data) are defined numerically in order to track progress towards the objective.
A	Attainable	Objectives are achievable in the near future to maintain motivation.
R	Realistic	Staff have the resources to achieve the objective- time, personnel, materials, etc.
T	Time-bound	Agreed-on time frames create the necessary urgency and prompt action.

STUDENT Outcome Monitoring		
Student Outcome Data	Complete the SMART goal to determine "successful" student outcomes ( <i>use numerical data</i> )	List 2 action steps your team will take to ensure this goal is monitored and meets or exceeds the SMART goal.
<b>Select an item</b> <i>Choose one ODR area of focus</i>	By June 3, 2026, Sunland Park Academy's percentage of ODRs for Disobedience/insubordination will decrease from 44% to 30% as measured by Office Discipline Referrals (ODRs) in Focus.	<ol style="list-style-type: none"> <li>Professional Development (PD) focused on tier 1 classroom management</li> <li>The SPBP and MTSS team will continue to analyze and discuss students' behavior based on the data and provide support to teachers to minimize ODRs</li> </ol>

**SPBP Submission**

1. Upload completed SPBP (as PDF) into BCPS Central in the School Improvement Plan. 
2. Complete PBIS Point of Contact form. 