

BCPS STUDENT (Grades 6-12) CUSTOMER SURVEY 2025

run on 10/07/2025



surveys



BCPS STUDENT (Grades 6-12) CUSTOMER SURVEY 2025

run on 10/07/2025

Custom Survey

1 survey(s) 616 response(s)

Report Filters

School:
N/A

Race:
N/A

Grade:
N/A

Gender:
N/A

Ethnicity:
N/A

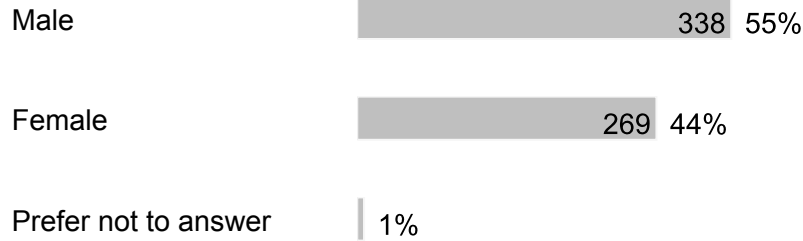
Tag:
N/A

BCPS STUDENT (Grades 6-12) CUSTOMER SURVEY 2025

Demographics

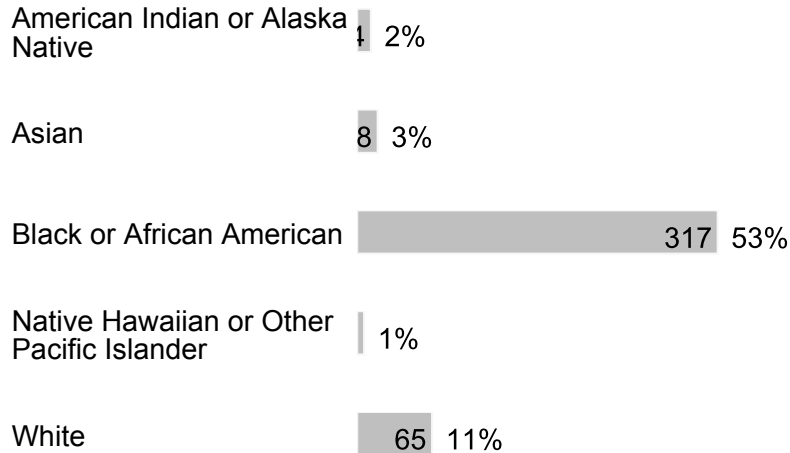
Number of Responses | Percentages of Total Responses

1. Gender



615 respondents

2. Race



Multiracial 46 8%

Other 138 23%

603 respondents

3. Ethnicity

Hispanic 206 37%

Non-Hispanic or Latino 202 36%

Prefer not to answer 146 26%

554 respondents

4. Grade

Grade 6 210 34%

Grade 7 237 38%

Grade 8 164 27%


Grade 9 0%

Grade 10 0%


616 respondents

C. Section 2

1. I feel safe at my school.



2. I feel safe getting to and from my school.



3. *Note: Remember, this survey is anonymous, please report any bullying concerns to a trusted adult at your school. The next 10 questions ask about bullying. Bullying is when 1 or more students tease, threaten, spread rumors about, hit, shove, or hurt another student over and over again. It is not bullying when 2 students of about the same strength or power argue, fight or tease each other in a friendly way. During the past 12 months, have you ever been bullied on school property?

Yes	148	24%
-----	-----	-----

No 468 76%

616 respondents

4. The primary location on school property where I was bullied during the last 12 months was:

On the school bus 2%

In the classroom 62 10%

In the cafeteria 7 3%

In the hallway 39 6%

In the restroom 1 1%

Other school area 8 3%

Does not apply to me 456 75%

610 respondents

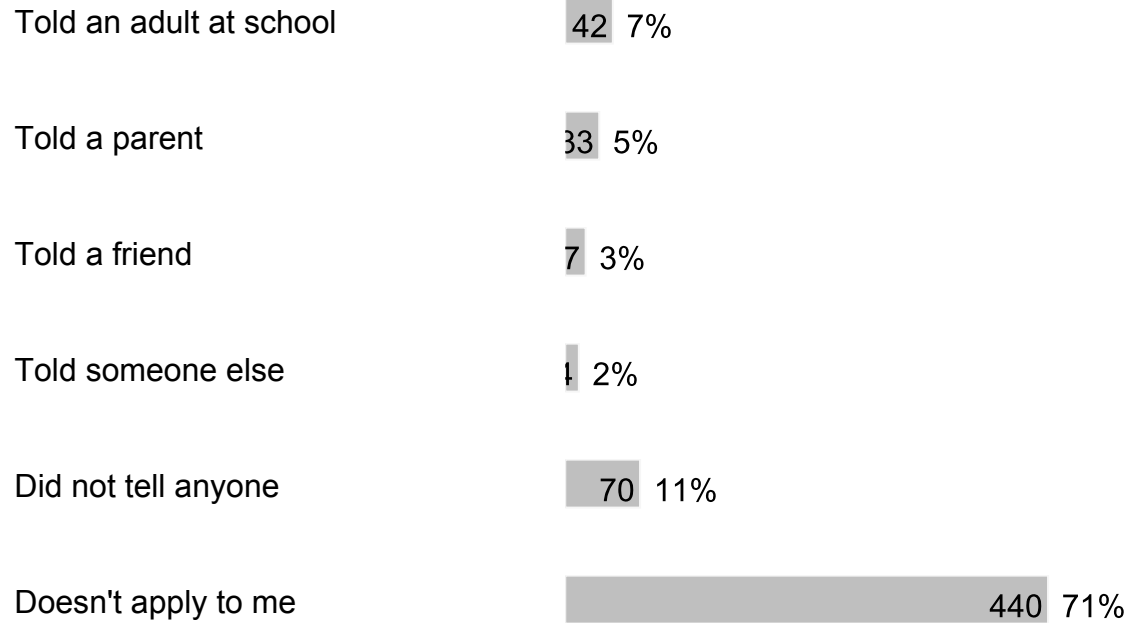
5. During the past 12 months, have you ever been electronically bullied? (Count being bullied through texting, Instagram, TikTok, Snapchat or other social media.)

Yes 59 10%

No 557 90%

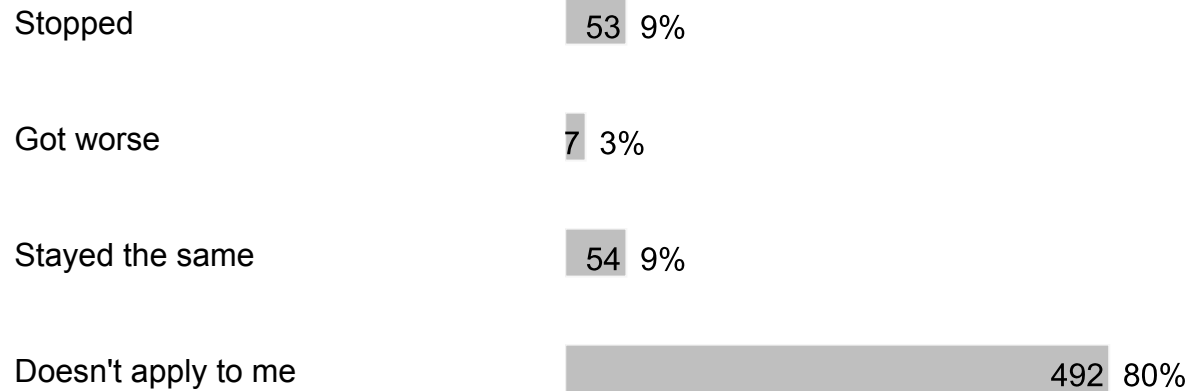
616 respondents

6. After I was bullied, I:



616 respondents

7. After I told an adult at school about being bullied, the bullying:



616 respondents

8. A teacher or another adult at school taught our class about what bullying is this school year.

Yes 478 78%

No 138 22%

616 respondents

9. I think bullying is wrong.

Strongly Agree 365 59%

Agree 162 26%

Neutral 67 11%

Disagree 1 1%

Strongly Disagree 1 2%

616 respondents

10. I know different ways to intervene or help if bullying were occurring or going to occur.

Strongly Agree 110 18%

Agree 205 33%

Neutral 234 38%

Disagree 49 8%

Strongly Disagree 8 3%

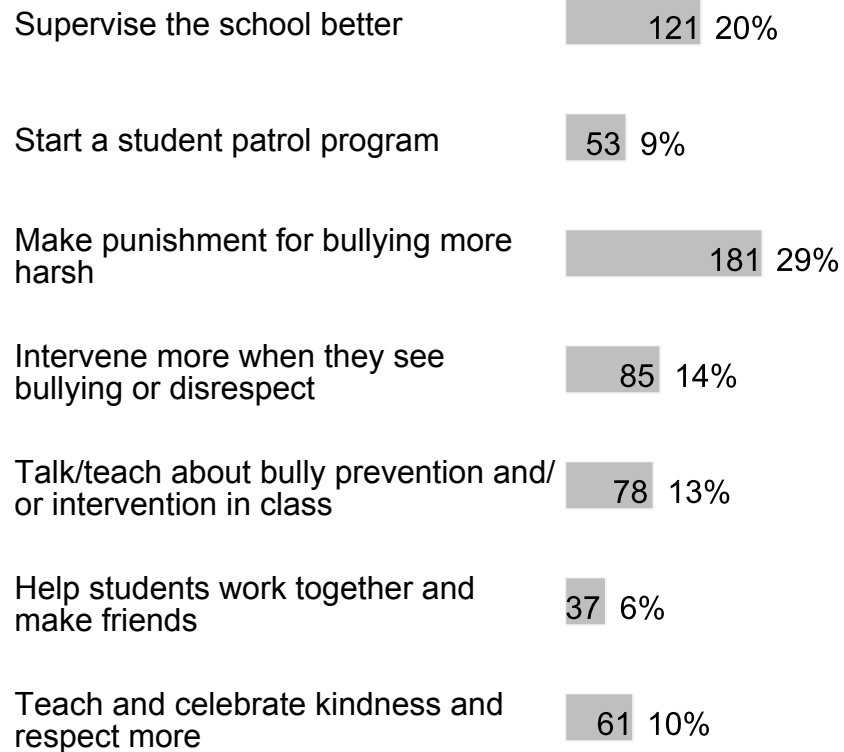
616 respondents

11. I would intervene or help if another student was being bullied.

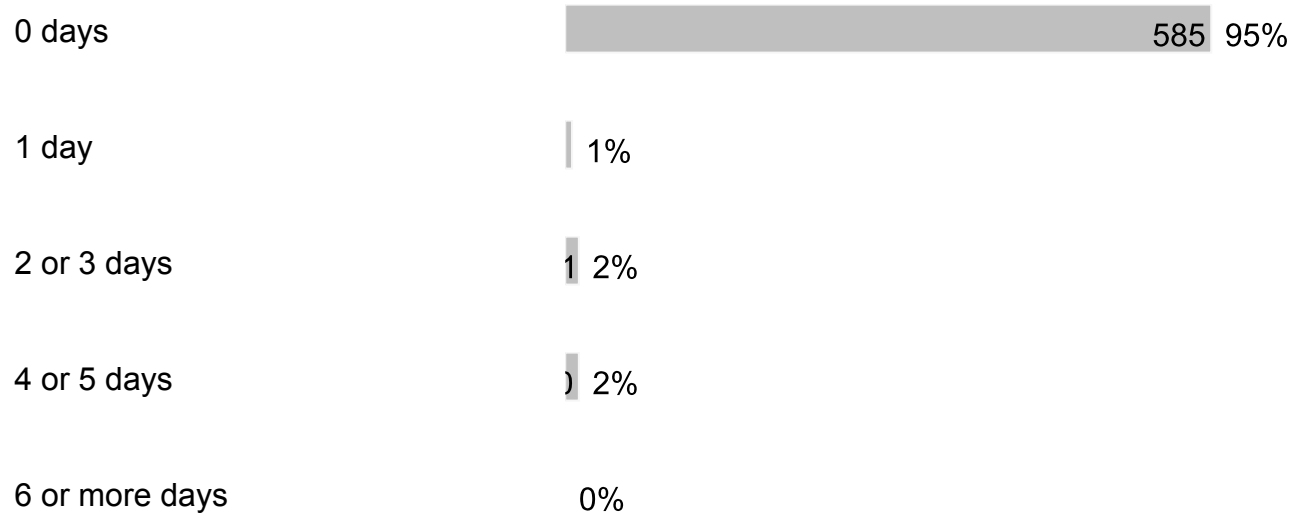
Strongly Agree 120 19%



12. What can adults do to help stop bullying at school?

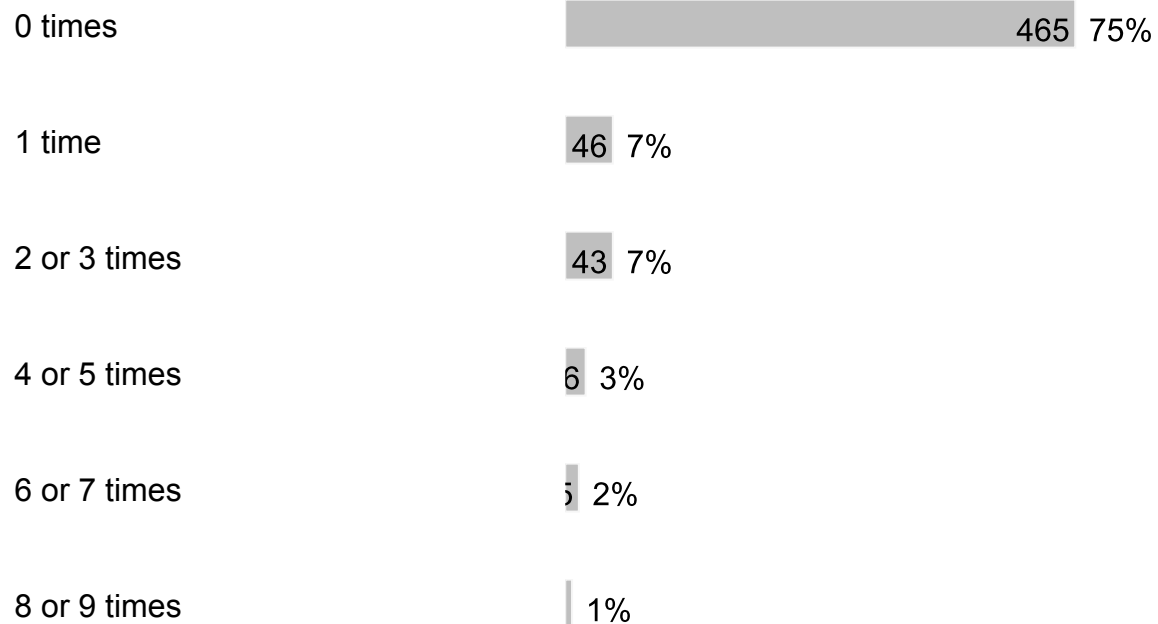


13. During the past 30 days, how many days did you carry a weapon such as a gun, knife or club on school property?



616 respondents

14. During the past 30 days, how many times have you been threatened by another student at school?



10 or 11 times 0%

12 or more times 6 4%

616 respondents

15. During the past 12 months, how many times were you in a physical fight on school property?

0 times 473 77%

1 time 68 11%

2 or 3 times 39 6%

4 or 5 times 1 2%

6 or 7 times 1 1%

8 or 9 times 0%

10 or 11 times 0%

12 or more times 1 1%

611 respondents

16. During the past 12 months, how many times did someone you were dating or going out with physically hurt you on purpose? (Count such things as being hit, slammed into something or injured with an object or weapon.)

I did not date or go out with anyone during the past 12 months 317 51%

0 times 240 39%

1 time 29 5%

2 or 3 times 3 2%

4 or 5 times 1 1%

6 or more times 1 2%

616 respondents

17. During the past 30 days, how many days did you have at least one drink of alcohol? (Alcohol includes drinking beer, wine, flavored alcoholic beverages and liquor such as rum, gin, vodka, whiskey, etc.) For the purpose of this question, drinking alcohol does not include drinking a few sips of wine for religious purposes.

0 days 569 92%

1 or 2 days 10 3%

3 or 5 days 1 1%

6 to 9 days 1 1%

10 to 19 days 1 1%

20 to 29 days 0%

All 30 days 1%

616 respondents

18. During the past 30 days, how many days did you use an electronic vapor product? (Electronic vapor products include JUUL, SMOK, Suorin, Vuse, blu e-cigarettes, vapes, vape pens, e-cigars, e-hookahs, hookah pens, mods, etc.)

0 days 584 95%

1 or 2 days 1%

3 or 5 days 1%

6 to 9 days 1%

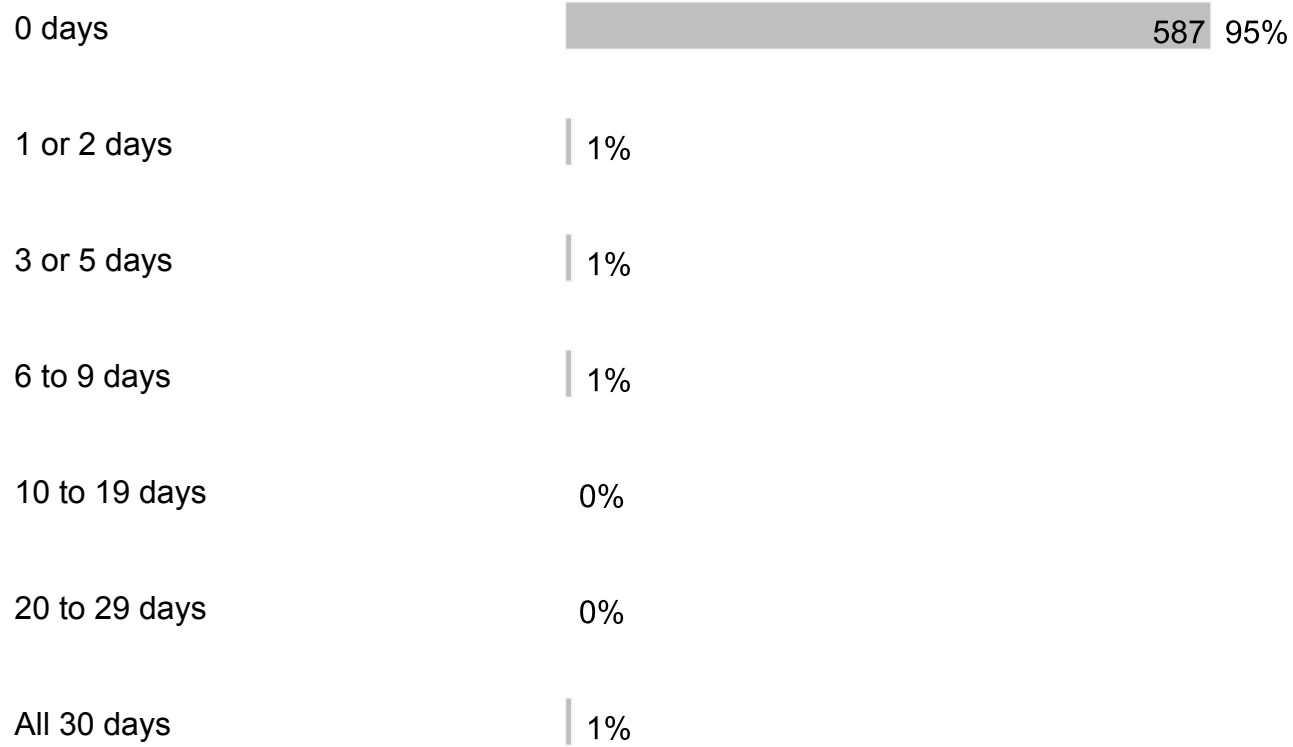
10 to 19 days 1%

20 to 29 days 1%

All 30 days 0%

616 respondents

19. During the past 30 days, how many days did you use marijuana (also called pot or weed)? Do not count CBD-only or hemp products, which come from the same plant as marijuana, but do not cause a high when used alone.




616 respondents

20. During the school year, I participated in alcohol, other drug or tobacco prevention activities or lessons.



616 respondents

21. I believe drinking alcohol is bad for your brain.



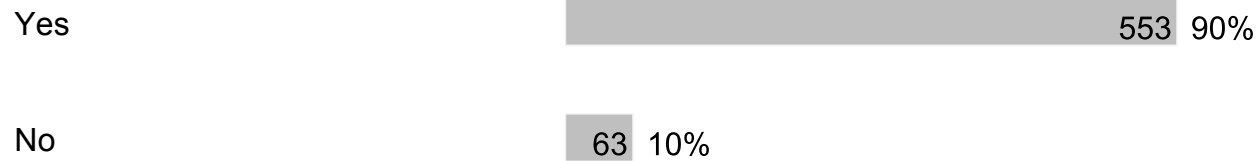
616 respondents

22. In your opinion, what percentage of Broward County students in grades 6 - 12 choose not to drink alcohol?



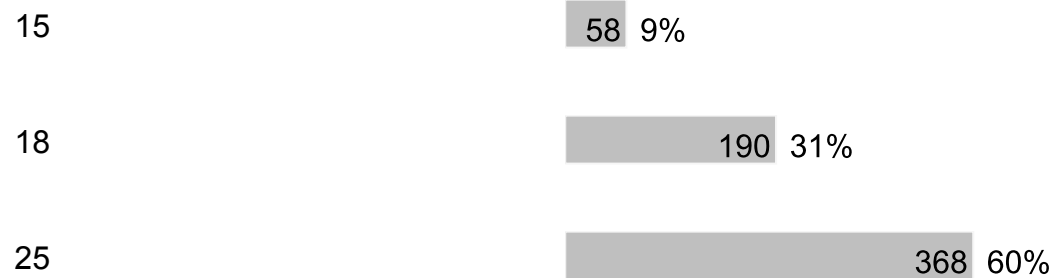
616 respondents

23. I believe using drugs are bad for your health.



616 respondents

24. At what age is a human brain fully developed?



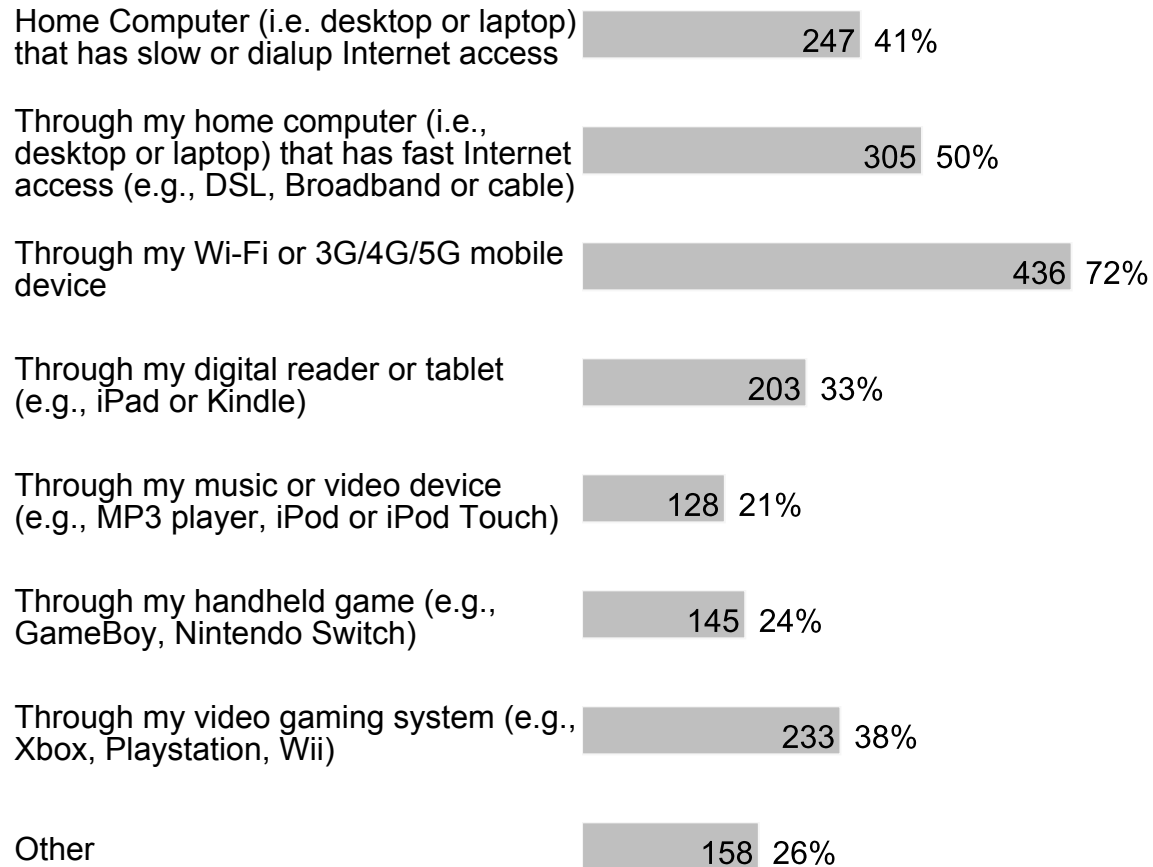
616 respondents

25. My school is clean and well-maintained.



D. Section 3

1. During a typical week, I have access to the internet at home in the following ways (check all that apply):



609 respondents

2. During a typical school day, I have access to the internet at school in the following ways (check all that apply):



During an academic class other than computer lab or computer class such as English or Math class 268 45%

Through school library computers 91 15%

Through my own laptop that I bring to school 56 9%

Through my own tablet computer (such as an iPad) that I bring to school 76 13%

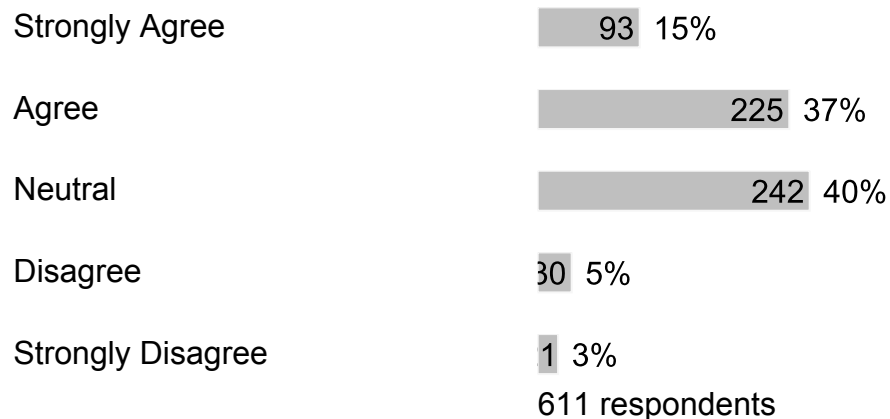
Through my Wi - Fi or 3G/4G/5G mobile device that I bring to school 220 37%

Other 110 18%

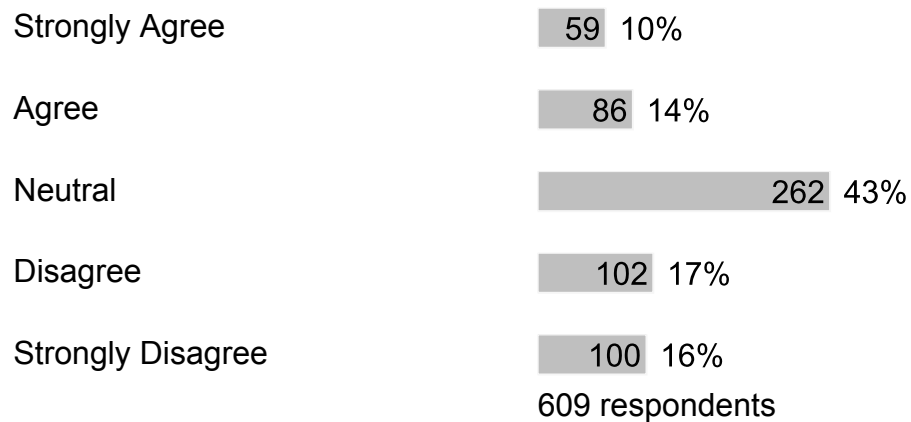
599 respondents

E. Section 4

1. My school provides sufficient material resources (books, supplies, technology, etc.) to meet my needs.



2. I would recommend my school to my friends.



F. Section 5

1. If I have a problem, I know who I can go to for help.

Strongly Agree	110	18%
Agree	207	34%
Neutral	212	35%
Disagree	42	7%
Strongly Disagree	43	7%

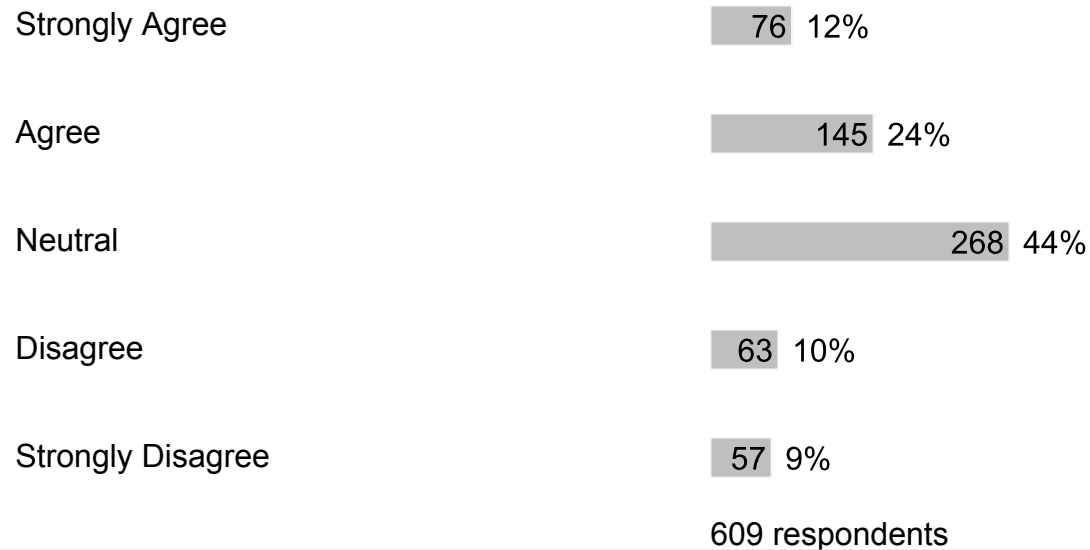
614 respondents

2. In my school, students treat adults with respect.

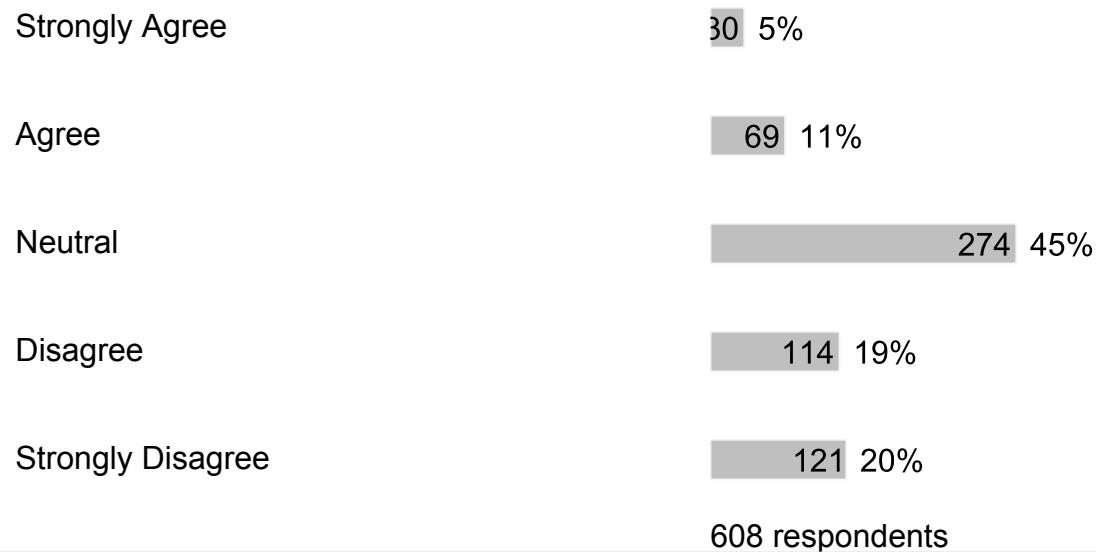
Strongly Agree	37	6%
Agree	51	8%
Neutral	254	42%
Disagree	143	23%
Strongly Disagree	124	20%

609 respondents

3. In my school, adults treat students with respect.




4. In my school, students treat each other with respect.



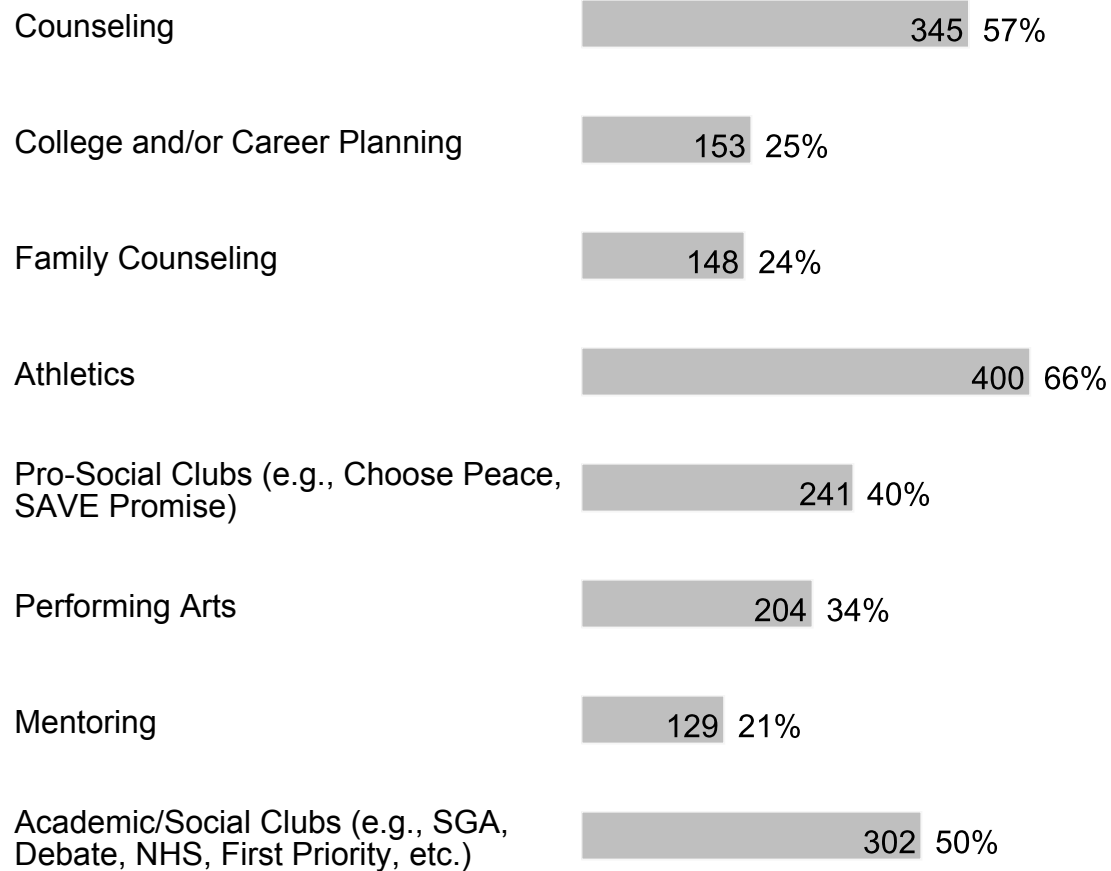
5. My school provides me the support that I need.

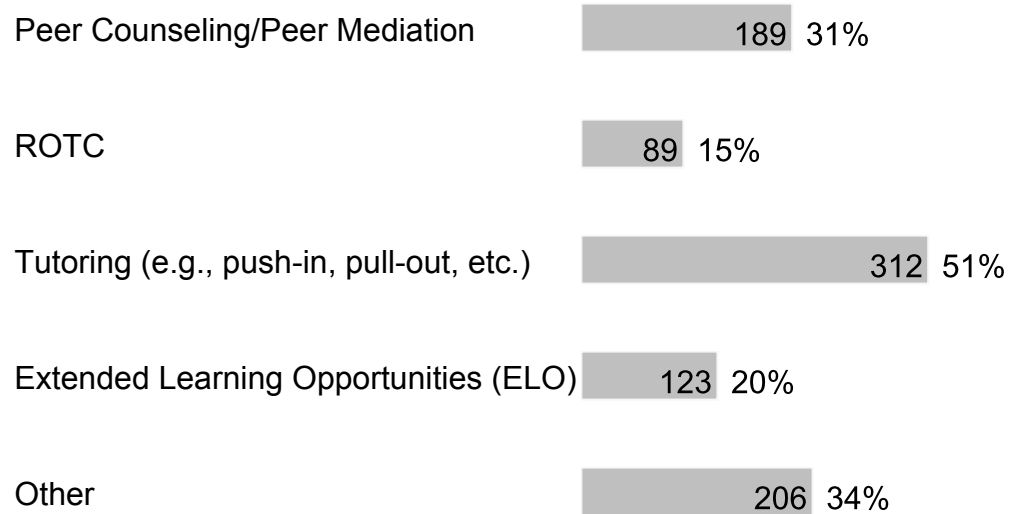




600 respondents

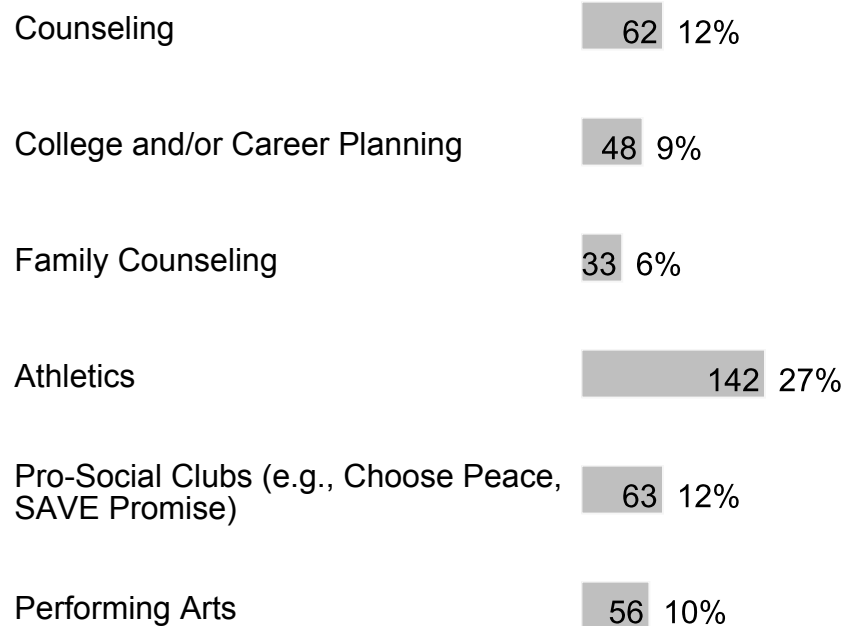
6. At my school, the following programs/services are available (check all that apply):

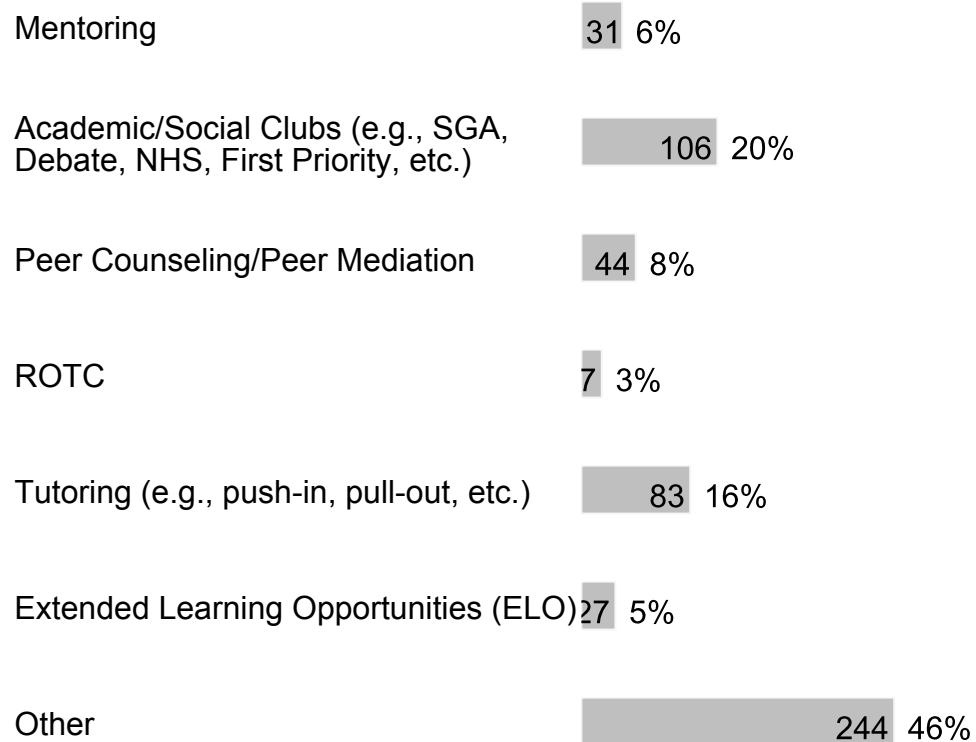




607 respondents

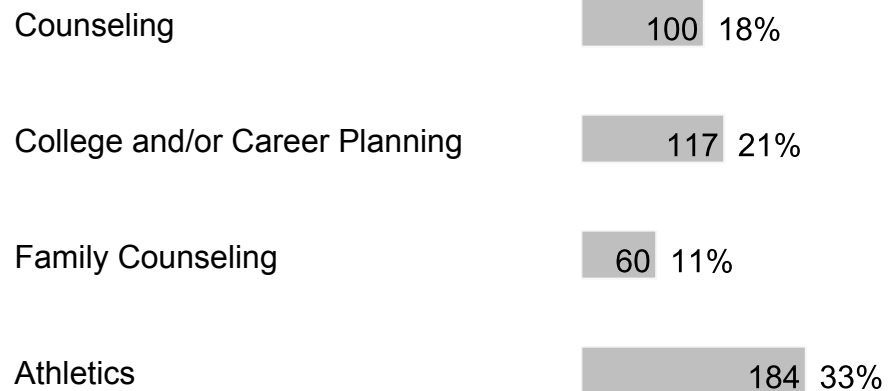
7. At my school, I participate in the following programs/services (check all that apply):

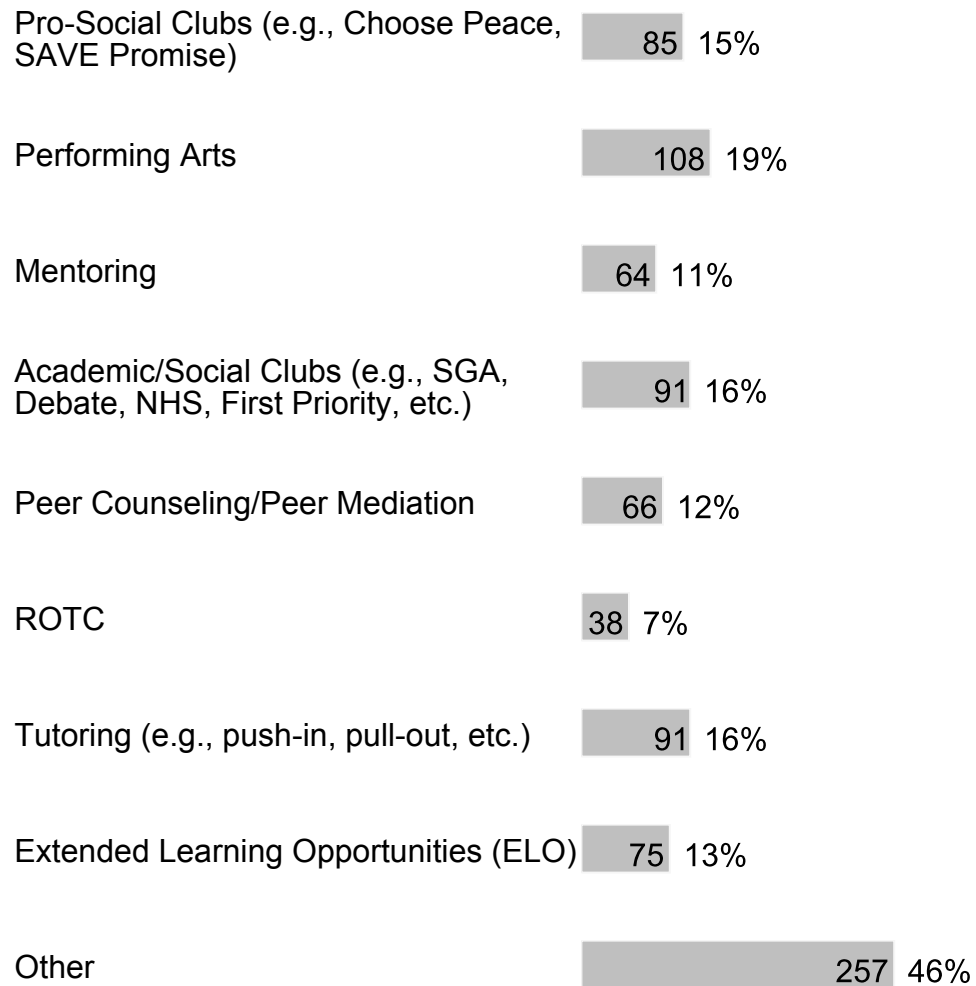




534 respondents

8. These are the programs/services at my school that I value most or would value if they were available at my school (check all that apply):





561 respondents

9. I am friends with other students at this school.

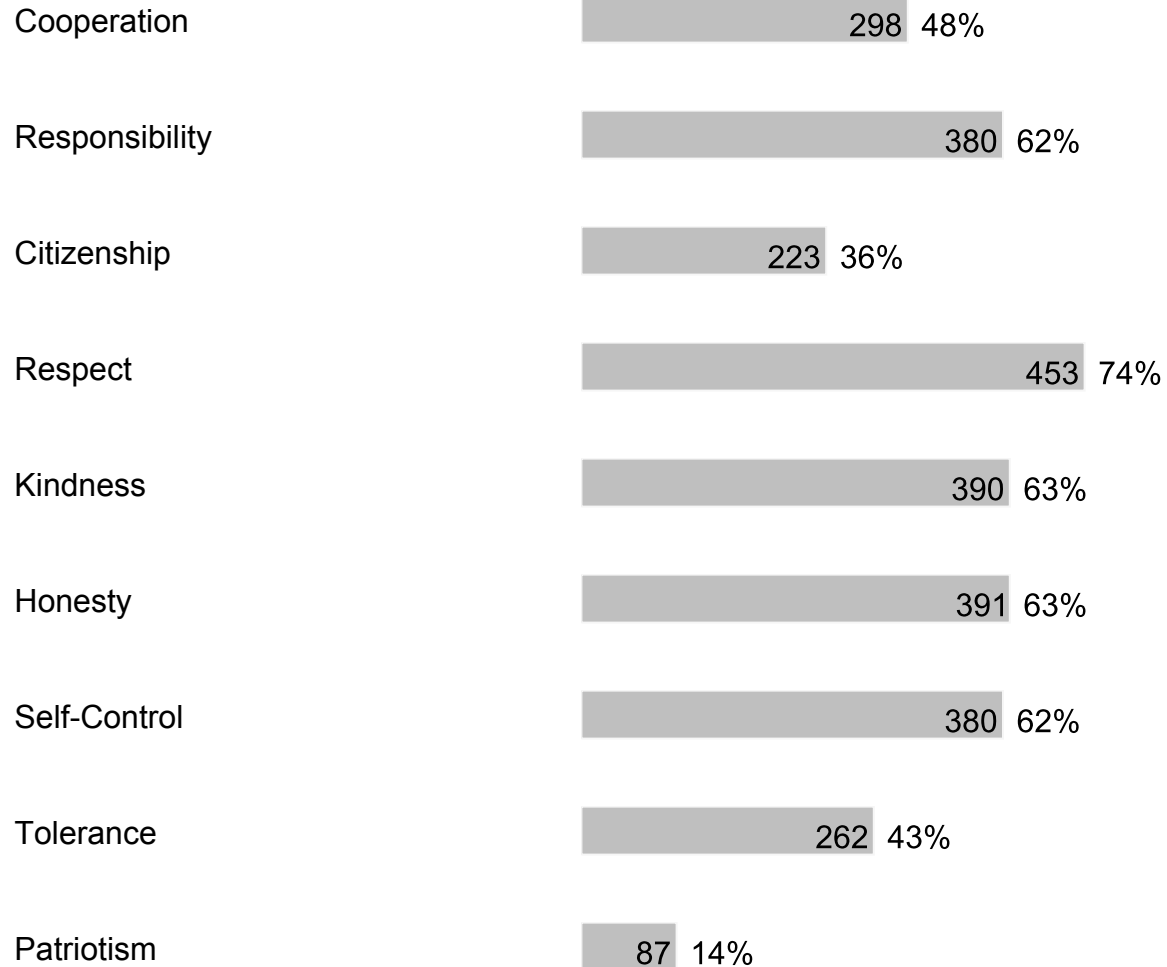


Disagree 1 2%

Strongly Disagree 0 2%

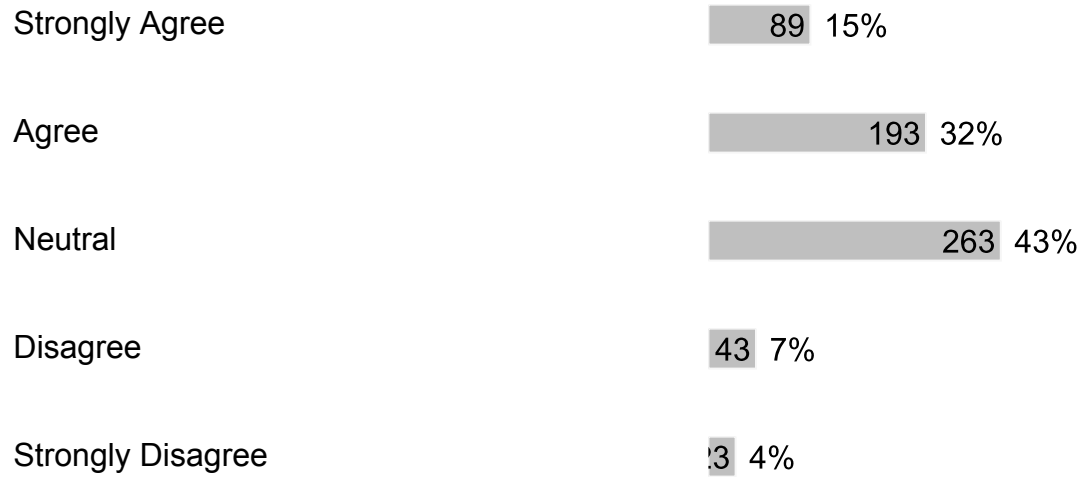
616 respondents

10. Which character traits do you value the most in yourself and others? (check all that apply)




616 respondents

11. I receive acknowledgement and/or praise for my strengths or accomplishments by adults at my school.



611 respondents


12. I enjoy eating food prepared by the cafeteria.




616 respondents

G. Section 6

1. In my school, a high-quality education is offered.



2. My school provides me with challenging curriculum, uses a variety of teaching methods and learning experiences to develop the skills I need to succeed.



3. My school motivates me to set academic goals and learn new things.



Neutral	242	40%
Disagree	29	5%
Strongly Disagree	31	5%
609 respondents		

4. My teachers use tests, projects, presentations, and portfolios to assess my understanding of what was taught.

Strongly Agree	116	19%
Agree	238	39%
Neutral	192	31%
Disagree	12	4%
Strongly Disagree	3	2%
N/A	29	5%
610 respondents		


5. My school prepares me for success in the next school year.

Strongly Agree	117	19%
Agree	225	37%
Neutral	222	36%
Disagree	1	3%
Strongly Disagree	28	5%
613 respondents		


6. Lessons and materials in our school prepare us to be effective users of media and technology.



7. In class, students spend considerable amounts of time actively engaged in learning (such as solving problems, discussing ideas, creating their own work, reading, writing, speaking and researching).



8. My teachers effectively engage students in the classroom and encourage creative thinking.



611 respondents

9. There are few distractions during class.

Strongly Agree	143	23%
Agree	137	22%
Neutral	222	36%
Disagree	59	10%
Strongly Disagree	53	9%

614 respondents

10. Students are encouraged to work in groups regularly.

Strongly Agree	71	12%
Agree	179	29%
Neutral	297	49%
Disagree	36	6%
Strongly Disagree	5	4%

608 respondents

11. Teachers are generally fair when it comes to grading student work.

Strongly Agree	76	12%
Agree	191	31%
Neutral	256	42%
Disagree	40	7%

Strongly Disagree 48 8%
611 respondents

12. I give class presentations or share my work with classmates.

Strongly Agree 73 12%
Agree 178 29%
Neutral 271 45%
Disagree 48 8%
Strongly Disagree 38 6%
608 respondents

13. I work on assignments that challenge me and/or take more than one class period to complete.

Strongly Agree 102 17%
Agree 212 35%
Neutral 246 40%
Disagree 6 4%
Strongly Disagree 2 4%
608 respondents

14. I complete meaningful homework to review what I learned in class and/or prepare for the next day's lesson.

Strongly Agree 85 14%
Agree 204 34%
Neutral 262 43%

Disagree 31 5%

Strongly Disagree 6 4%

608 respondents

15. I receive feedback about my work that helps me better understand what I'm learning.

Strongly Agree 78 13%

Agree 187 31%

Neutral 266 44%

Disagree 44 7%

Strongly Disagree 33 5%

608 respondents

16. I am provided opportunities to correct or improve my work.

Strongly Agree 85 14%

Agree 235 39%

Neutral 234 39%

Disagree 31 5%

Strongly Disagree 2 4%

607 respondents

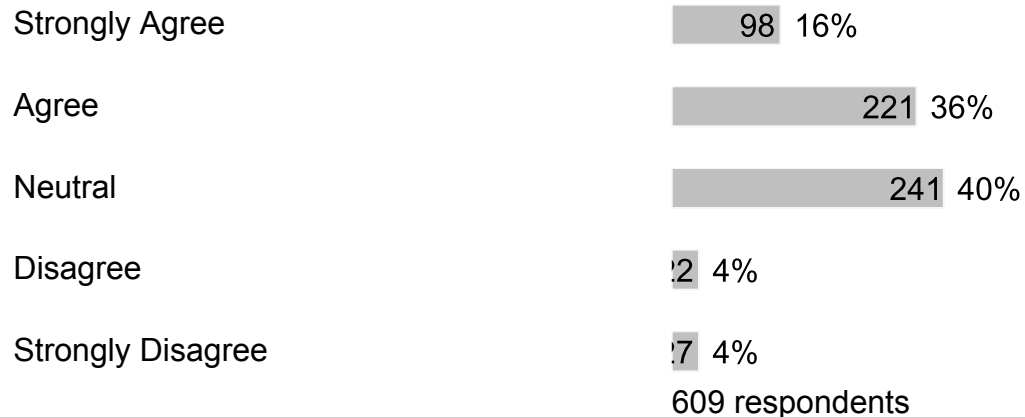
17. I am provided opportunities to participate in class discussions and activities.

Strongly Agree 85 14%


Agree 235 39%



18. My teachers explain their expectations so I can be successful.




19. My teachers provide me with information about how well I am doing in school.




20. Teachers regularly post information online or send home a newsletter.







21. My teachers keep my family informed of my academic progress.




22. My school considers students' opinions when changing rules/policies and planning ways to improve the school.




23. My school shares information about school success with my community.



24. Our school uses different ways to communicate what is happening to parents and students.



25. My school focuses on Customer Service (greeting with a smile and responding to questions and concerns within one business day).



609 respondents

H. Section 7

1. What else would you like to tell us about your school?

Free form text answers are available in the exported CSV report